

DESCRIPTION

GC8 is a premium grade specification lensed troffer series. This innovative, high quality luminaire is dedicated to the latest T8 lamp and micro electronic ballast technology for optimal performance and energy efficiency. The GC8 is compatible with all of today's popular ceiling systems and is available with a number of options and accessories for application versatility.

The GC8 Series features efficiency, quality and performance. The series is an excellent choice for commercial office spaces, schools, hospitals or retail merchandising areas.

SPECIFICATION FEATURES

Construction

Rigid housing is die formed of code gauge prime cold rolled steel and features full length dieformed stiffeners for added strength. Side flanges are hemmed. Innovative design provides superior lens brightness uniformity and visual comfort. Micro ballast cover*** reduces ballast shadow for superior lens brightness uniformity and is easily removed without tools. Die formed captive lampholder brackets fully enclose lampholder wiring permitting easy lampholder replacement. Heavy endplates are securely attached with interlocking tabs and screws. Four auxiliary fixture end suspension points provided. KOs for continuous row wiring. Endplates have integral Gridlock feature for safety and convenience.

Electrical

Ballasts are CBM/ETL Class "P" and are positively secured by mounting bolts. Pressure lock lampholders. UL/CUL listed. Suitable for damp locations.**

Finish

Multistage, iron phosphate pretreatment ensures maximum bonding and rust inhibition. Housing and ballast cover finished with new 90% reflective matte white enamel for superior performance. "PAF" Painted After Fabrication option also available.

Hinging/Latching

Positive cam action spring loaded steel latches with baked white enamel finish. Safety-lock Things allow hinging and latching either side.

Frame/Shielding

Die formed, heavy gauge, flat steel door with reinforced mitered corners and baked white enamel finish. Flat and regressed aluminum doors also available. Positive light seals. Light stabilized 100% virgin acrylic prismatic lens. Standard #12 pattern. Numerous additional shielding options available.

Controls

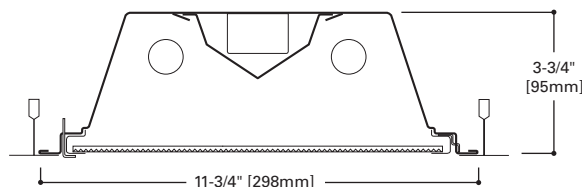
Fifth Light ballast options are offered for both 0-10V continuous dimming and DALI applications. Combine with energy-saving products like occupancy sensors, daylighting controls, and lighting relay panels from Cooper Lighting Solutions (www.cooperlighting.com) to maximize energy savings.



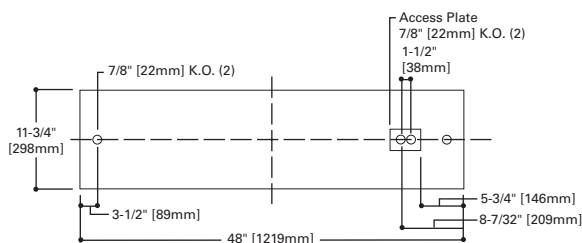
**GC8
232**

**1' X 4' TROFFER
2 LAMP**

Specification T8 Troffer



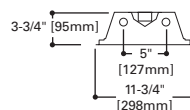
MOUNTING DATA



DOOR FRAMES



LAMP CONFIGURATIONS



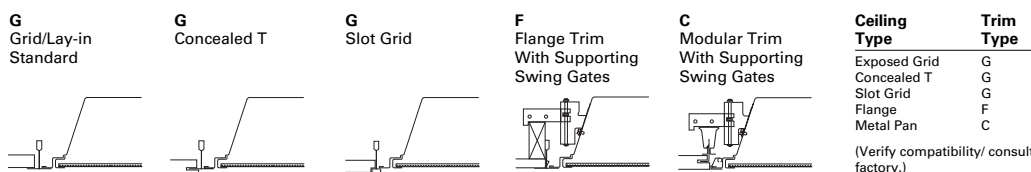
ENERGY DATA

Input Watts:
EB Ballast & STD Lamps
232 (61)
ES Ballast & STD Lamps
232 (71)

Luminaire Efficacy Rating
LER = FL-58
Catalog Number: GC8-232A
Yearly Cost of 1000 lumens,
3000 hrs at .08 KWH = \$4.15

*Standard G (Grid) Type Fixtures can be field converted by adding trim kits. See Compatibility Section or Consult Factory.
**Reference the lamp/ballast data in the Technical Section for specific lamp/ballast requirements.
***Full sized ballast cover for emergency option.

CEILING COMPATIBILITY



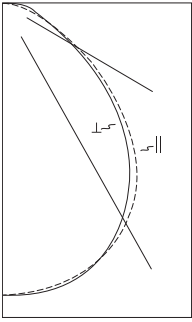
LAMPS CONTAIN MERCURY. DISPOSE ACCORDING TO LOCAL, STATE OR FEDERAL LAWS

LINEAR DISCONNECT
Safe and convenient means of disconnecting power.



ADF031994
October 15, 2019 3:08 PM

PHOTOMETRICS



GC8-232A
Electronic Ballast
(2) FO32/35K lamps
2800 lumens

Spacing criterion:
(||) 1.2 x mounting
height, (⊥) 1.2 x
mounting height

Efficiency 71.6%

Test Report:
GC8232A.IES

LER = FL-58

Yearly Cost of 1000
lumens, 3000 hrs at
.08 KWH = \$4.15

Coefficients of Utilization

rc	Effective floor cavity reflectance																									
	80%				70%				50%				30%				10%				0%					
rw	70	50	30	10	70	50	30	10	50	30	10	50	30	10	50	30	10	50	30	10	50	30	10			
RCR																										
0	85	85	85	85	83	83	83	83	80	80	80	76	76	76	73	73	73	72	72	72	72	72	72	72	72	72
1	79	76	74	71	77	75	72	70	72	70	68	69	67	66	66	65	64	62	62	62	62	62	62	62	62	62
2	73	68	64	61	71	67	63	60	64	61	58	62	59	57	60	58	56	54	54	54	54	54	54	54	54	54
3	68	61	56	52	66	60	56	52	58	54	51	56	53	50	55	52	49	48	48	48	48	48	48	48	48	48
4	63	55	50	45	61	54	49	45	53	48	45	51	47	44	49	46	43	42	42	42	42	42	42	42	42	42
5	58	50	44	39	56	49	43	39	47	43	39	46	42	38	45	41	38	37	37	37	37	37	37	37	37	37
6	54	45	39	35	52	44	39	35	43	38	34	42	37	34	41	37	34	32	32	32	32	32	32	32	32	32
7	50	41	35	31	48	40	35	31	39	34	30	38	34	30	37	33	30	29	29	29	29	29	29	29	29	29
8	46	37	31	27	45	36	31	27	35	30	27	34	30	27	34	29	26	25	25	25	25	25	25	25	25	25
9	42	33	27	24	41	33	27	23	32	27	23	31	27	23	30	26	23	22	22	22	22	22	22	22	22	22
10	39	30	25	21	38	30	24	21	29	24	21	28	24	21	28	24	21	19	19	19	19	19	19	19	19	19

Zonal Lumen Summary

Zone	Lumens	%Lamp	%Fixture
0-30	1380	24.6	34.4
0-40	2196	39.2	54.8
0-60	3452	61.6	86.1
0-90	4011	71.6	100.0
0-180	4011	71.6	100.0

Typical VCP Percentages

Room Size (Ft.)	Height Along		Height Across	
	8.5'	10.0'	8.5'	10.0'
20 x 20	60	64	60	65
30 x 30	52	57	51	56
30 x 60	43	46	40	44
60 x 30	54	59	54	58
60 x 60	44	47	41	45

Candlepower

Angle	Along	45°	Across ⊥
0	1782	1782	1782
5	1768	1778	1779
10	1745	1759	1763
15	1707	1724	1728
20	1651	1668	1662
25	1574	1582	1559
30	1471	1463	1419
35	1343	1312	1258
40	1186	1133	1100
45	1002	943	931
50	813	760	749
55	633	579	549
60	475	401	401
65	348	261	305
70	253	175	245
75	193	140	212
80	140	117	156
85	75	65	84
90	0	0	0

ORDERING INFORMATION

SAMPLE NUMBER: GC8-232A-120V-EB81-U

Width Blank=1' Width Trim Type G=Grid/Lay-in (Standard) ⁽¹⁾ G=Concealed T G=Slot Grid F=Flange Trim C=Modular Trim Series C8=Specification T8 Troffer	Number of Lamps 2=2 Lamps (Not included) Wattage 32=32W T8 (48") Shielding A=#12 Acrylic Pattern A125=#12 Pattern Acrylic (.125" Thickness) A19/156=#19 Pattern Acrylic (.156" Thickness) DA=Dropped Dish Matte White Acrylic IMA48=Injection Molded Acrylic (.150" Thick)	Ballast Type EB8_=T8 Electronic Start. Total Harmonic Distortion < 10% EB8_/PLUS= T8 Electronic Start. Total Harmonic Distortion < 10%. High Ballast Factor > 1.15. ER8_= T8 Electronic Program Rapid Start. Total Harmonic Distortion < 10% High Performance T8 Ballasts HB8_=T8 Electronic Instant Start. Total Harmonic Distortion < 10%. Standard Ballast Factor .86 - .88 HB8_L=T8 Electronic Instant Start. Total Harmonic Distortion < 10%. Low Ballast Factor .77 - .82 HB8_N=T8 Electronic Instant Start. Total Harmonic Distortion < 10%. Normal Ballast Factor 1.0 HB8_H=T8 Electronic Instant Start. Total Harmonic Distortion < 10%. High Ballast Factor 1.15 - 1.20 HR8_T8 Electronic Program Rapid Start. Total Harmonic Distortion < 10%. Standard Ballast Factor .86 - .88 HR8_DIM=T8 Electronic Program Rapid Start. Total Harmonic Distortion < 10%. Step Dimming. Ballast Factor .88 HR8_L=T8 Electronic Program Rapid Start. Total Harmonic Distortion < 10%. Low Ballast Factor .71 - .79 HR8_H=T8 Electronic Program Rapid Start. Total Harmonic Distortion < 10%. High Ballast Factor 1.15 - 1.20 0-10V Dimming Ballasts ⁽⁵⁾ 5LTV8_=T8 0-10V Program Rapid Start. Total Harmonic Distortion < 10%. Ballast Factor 0.87 5LTVS8_=T8 0-10V Spec Grade Program Rapid Start. Total Harmonic Distortion < 10%. Ballast Factor 0.87 ⁽⁶⁾ Fifth Light DALI Ballasts ⁽⁴⁾ 5LT8_=T8 DALI Program Rapid Start. Total Harmonic Distortion < 10%. Ballast Factor 1.0	Options RLS=Rotor Lock Socket (T8 Lamp only) FR=Fire Rated Label MEP=Modified End Plate REP=Riveted End Plate PAF=Painted After Fabrication Packaging U=Unit Pack PAL=Job Pack, out of carton PALC=Job Pack, in carton
Door Frame Standard=Flat White Steel Door (Leave Blank) FA=Flush White Extruded Aluminum c/w Spring Latch RA=Regressed White Extruded Aluminum FAN=Flush Natural Anodized Extruded Aluminum RAN=Regressed Natural Anodized Extruded Aluminum FAB=Flush Black Extruded Aluminum RAB=Regressed Black Extruded Aluminum	Voltage ⁽²⁾ 120V=120 Volt 277V=277 Volt 347V=347 Volt UNV=Universal Voltage 120-277 ⁽³⁾ Options GL=Single Element Fuse GM=Double Element Fuse Lamps=Lamps Installed Flex=Flex Installed EL=Emergency Installed ⁽⁷⁾	Number of Ballasts 1=1 Ballast 2=2 Ballasts 3=3 Ballasts	ACCESSORIES EO-CLIP-U=T-BAR Safety Earthquake Clips ⁽¹⁾

NOTES : ⁽¹⁾An EQ Grid Clip is recommended for all 9/16" ceiling systems. Four required per fixture. ⁽²⁾Products also available in non-US voltages and frequencies for international markets. ⁽³⁾Not available when specifying emergencies, voltage must be specific. ⁽⁴⁾For a complete listing of Fifthlight Technology products and other solutions from Cooper Lighting Solutions, visit www.cooperlighting.com. ⁽⁵⁾0-10V ballast do not include DALI feature. Please select DALI ballast for use with Fifth Light system. ⁽⁶⁾Specification grade 0-10V dimming ballast are NEMA premium and CEE listed. They are compatible with low mercury and energy saving lamps. ⁽⁷⁾Please specify required voltage, 120V or 277V.

Specifications & dimensions subject to change without notice. Consult your Cooper Lighting Solutions Representative for availability and ordering information.

SHIPPING DATA

Catalog No.	Wt.
GC8-232A	19 lbs