

Project		Catalog #		Type	
Prepared by		Notes		Date	



Metalux

Ovation 14RDI LED

1' x 4' Specification Grade LED Troffer

Typical Applications

Office • Education • Healthcare • Retail

Interactive Menu

- Order Information [page 2](#)
- Photometric Data [page 3](#)
- Control Solutions [page 3](#)
- Connected Systems [page 3](#)
- Product Warranty

Product Certification



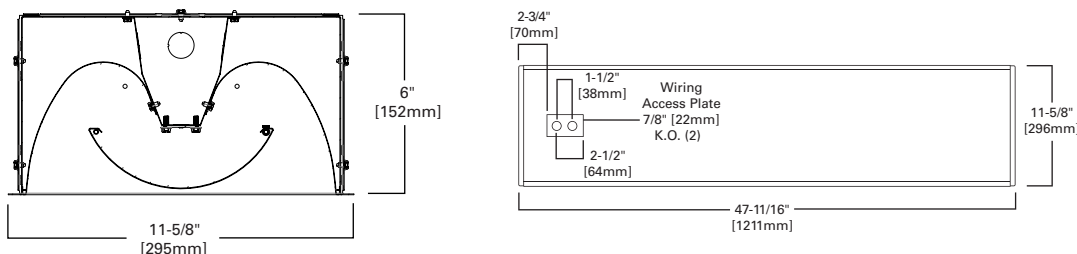
Product Features



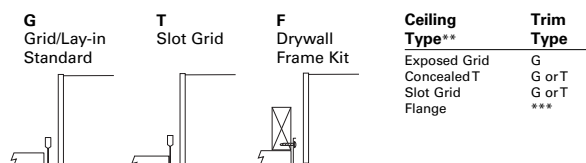
Top Product Features

- Available in 1' x 4', 2' x 2' and 2' x 4' recessed versions
- Clean architectural appearance
- Optimal performance and energy efficient
- High performance efficacy up to 109 lumens per watt
- Over 60% energy savings when compared to fluorescent troffers
- Options to meet Buy American and other domestic preference requirements

Dimensional and Mounting Details



Ceiling Compatibility



Order Information

SAMPLE ORDER NUMBER: **14RDI-18-UNV-L835-CD1-U**

Domestic Preferences	Rating	Series	Lumen Output	Shielding	Voltage	Emergency Options
Domestic Preferences ⁽¹⁾	Rating	Series ⁽²⁾	Lumen Output	Shielding	Voltage ⁽³⁾	Emergency Options
[Blank] =Standard BAA =Buy American Act TAA =Trade Agreements Act	[Blank] =Standard ATW-SW4 =Chicago Rated	14RDI =1x4 Ovation Series (Recessed Direct/Indirect)	18 =1800 Lumens 25 =2500 Lumens	[Blank] =Metal Perforated Lens (standard)	347V =347 Volt ⁽⁴⁾ UNV =Universal Voltage 120-277 120V =120 Volt ⁽⁵⁾ 277V =277 Volt ⁽⁵⁾	EL7W =7-watt, 120V-277V emergency battery pack installed ⁽⁶⁾ EL14W =14-watt 120V-277V emergency battery pack installed ⁽⁶⁾ GTR2 =Generator Transfer Relay ^{(7),(8)} ETRD =Emergency Transfer Relay with dimming control ⁽⁷⁾
Notes (1) Only product configurations with these designated prefixes are built to be compliant with the Buy American Act of 1933 (BAA) or Trade Agreements Act of 1979 (TAA), respectively. Please refer to DOMESTIC PREFERENCES website for more information. Components shipped separately may be separately analyzed under domestic preference requirements.		Notes (2) DesignLights Consortium® Qualified and classified for DLC Standard, refer to www.designlights.org for details.			Notes (3) Products also available in non-US voltages and frequencies for international markets. (4) 347V versions are not available with emergency options. SD, 5LTD, not available. (5) Must specify voltage as 120V or 277V when ordering GTR2 option.	Notes (6) With integral test switch/indicator/laser test. For approximate delivered lumens multiply the lumens per watt of the desired fixture by the wattage of the emergency battery pack (100 lm/W x 7=700 lumens). IES-format photometry for luminaire under emergency operation available. (7) Used to bypass local control during outage. Must be used in conjunction with UL 1008 device (provided by others). GTR2 option includes 2 relays on fixtures with dimming drivers. ETRD option only requires one relay when used on a dimming fixture. (8) Must specify voltage as 120V or 277V when ordering GTR2 option.

CCT	Flex	Driver Type	Number of Drivers
CCT	Flex	Driver Type	Number of Drivers
L830 =3000K L835 =3500K L840 =4000K L850 =5000K	A3/8-4/18GDIM =3/8" Flex with 0-10V Dimming Leads See below for details. A3/8-5/18GDIM =Flex with 0-10V Dimming leads and Blue for alternate wiring. See below for details.	CD =0-10V Dimming Driver (1%-100% Dimming) SD =Step Dimming Driver (50% or 100% Dimming) 5LTD =Fifth Light DALI Driver (10%-100% Dimming) ⁽⁹⁾	1 =1 Driver
	Flexible Metal Conduit Options Flex options available for 0-10V dimming control, DALI dimming control, emergency and night light functions. 72-inch factory-installed and pre-wired to driver, fitted to luminaire housing access plate with 90° enclosed FMC connector. Not all options may be combined and installation ratings vary by type. A3/8-4/18GDIM series notes: Factory installed dimming option 3/8" flexible metal conduit with 2-#18 power and ground wires and 2-#18 UL-listed jacketed 0-10V +/- control wires. Meets UL 66, 83, 1479, 1569, 1581, 2556, NEC® 250.118, 300.22(C), 392, 396, 330, 501, 502, 503, 530, 504, 505, 518, 520, 530, 645, 72; Federal Specification A-A-59544 (formerly J-C-308); all applicable OSHA and HUD Requirements. UL Classified 1-, 2-, and 3-hour through penetration with applicable fire stop product (not included). May be surface mounted, fished and/or embedded in plaster. Cable tray and approved raceway rated, install per NEC®; Environmental Air-Handling Space Installation per NEC® 300.22(C).	Notes Integrated options must be used in conjunction with the associated system and may not be compatible with other options or accessories. Please refer to the following: (B) Consult Fifth Light system pages for additional details and compatibility.	

Integrated Sensing Systems	Packaging	Accessories
Integrated Sensing Systems	Packaging	Accessories (order separately) ⁽¹⁰⁾
[Blank] =No Sensor LWTPD1 =Enlighted Wireless Tile-mount Sensor ^(A)	U =Unit Pack PALC =Job Pack, in carton	EQ-CLIP-U =T-BAR Safety Earthquake Clips ⁽⁹⁾ DF-14W-U =1' x 4' Drywall Frame Kit SK-14-WT =1' x 4' Tall Surface Mount Kit
Notes Integrated options must be used in conjunction with the associated system and may not be compatible with other options or accessories. Please refer to the following: (A) Consult Enlighted system pages for additional details and compatibility.		Notes (9) An EQ Grid Clip is recommended for all 9/16" ceiling systems. Four required per fixture. (10) Accessories sold separately will be separately analyzed under domestic preference requirements. Consult factory for further information.

Product Specifications

Construction

- Nominal 6" deep housing die-formed, code gauge cold rolled steel
- Heavy gauge end plates are securely attached with screws for strength and rigidity and the elimination of gaps
- Four auxiliary fixture end suspension points provided

Integrated Controls

- 0-10V dimming to 1% standard
- Enlighted sensor compatible for IoT capability
- Fifth Light DALI driver, step-dimming and 3rd party drivers available

Electrical

- Long-life LED system with electrical driver for optimal performance
- LED's available in 3000K, 3500K, 4000K or 5000K with a minimum CRI of 80
- Projected life is 60,000 hours at 80% lumen output
- Electronic drivers available for 120-277V and 347V applications

Emergency Battery Options

- Optional 120-277V emergency battery available in 7W or 14W
- 90-minute backup period for code compliance
- EZ Key feature prevents accidental discharge during construction
- Generator transfer options available

Finish

- Multistage, iron phosphate pretreatment
- White enamel finish to ensure maximum bonding and rust inhibition

Reflectors

- Indirect reflector has high reflectance baked matte white enamel finish for luminous uniformity
- Positively retained direct lamp shield is constructed of heavy gauge perforated steel with high reflectance painted after fabrication finish and milky white overlay diffuser for visual comfort
- All reflectors are precision formed in a computer-controlled operation

Compliance

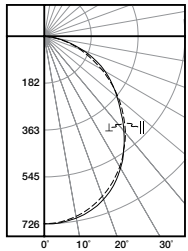
- Modules are UL recognized components
- Indoor luminaires are cULus listed for 25°C ambient environments
- Complies with IESNA LM-79
- LEDs compliant with LM-80 standards
- DesignLights Consortium® Qualified and classified for DLC Standard, refer to www.designlights.org for details.

Warranty

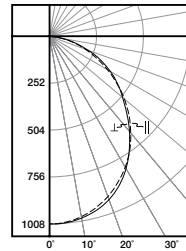
- Five-year warranty standard

Photometric Data

[View IES files](#)



14RDI-18-UNV-L835-CD1-U
 Electronic Driver
 Linear LED 3500K
 Spacing criterion: (||) 1.2 x mounting height,
 (⊥) 1.21 x mounting height
 Lumens: 1831
 Input Watts: 17.4W
 Efficacy: 105.3 LPW
 Test Report: 14RDI-18-UNV-L835-CD1-U.IES



14RDI-25-UNV-L835-CD1-U
 Electronic Driver
 Linear LED 3500K
 Spacing criterion: (||) 1.2 x mounting height,
 (⊥) 1.21 x mounting height
 Lumens: 2543
 Input Watts: 24.1W
 Efficacy: 105.5 LPW
 Test Report: 14RDI-25-UNV-L835-CD1-U.IES

Energy and Performance Data

Stock or MTO	Catalog Logic (Curved)	Delivered Lumens	Watts	Efficacy (LPW)
MTO	14RDI-18-UNV-L830-CD1-U	1758	17.4	101
MTO	14RDI-18-UNV-L835-CD1-U	1831	17.4	105
MTO	14RDI-18-UNV-L840-CD1-U	1831	17.4	105
MTO	14RDI-18-UNV-L850-CD1-U	1904	17.4	109
MTO	14RDI-25-UNV-L830-CD1-U	2441	24.1	101
MTO	14RDI-25-UNV-L835-CD1-U	2543	24.1	105
MTO	14RDI-25-UNV-L840-CD1-U	2543	24.1	105
MTO	14RDI-25-UNV-L850-CD1-U	2645	24.1	109

Lumen Maintenance

Ambient Temperature	TM-21 Lumen Maintenance (60,000 hours) ⁽¹⁾	Theoretical L70 (Hours) ⁽²⁾
25°C	> 91%	> 60,000

Notes: (1) Supported by IES TM-21 standards. (2) Theoretical values represent estimations commonly used; however, refer to the IES position on LED Product Lifetime Prediction, IES PS-10-18, that explains proper use of IES TM-21 and LM-80.

Shipping Data

Catalog No.	Wt.
14RDI	18 lbs.

Control Systems

- Enlighted



Connected Systems
[CLICK HERE](#)