

**DESCRIPTION**

The Valet™ LED luminaire features a rugged and low-profile housing construction incorporating patented, modular LED LightBAR™ technology. Through superior optical control, the Valet luminaire delivers uniform and energy-conscious illumination optimized to improve vehicular movement and pedestrian safety in parking structure applications. UL/cUL listed for wet locations.

<b>Catalog #</b>		<b>Type</b>
<b>Project</b>		
<b>Comments</b>		<b>Date</b>
<b>Prepared by</b>		

**SPECIFICATION FEATURES**

**Construction**

One-piece, low copper die-cast aluminum housing features heavy wall construction for superior heat transfer and resistance to corrosion. Formed aluminum faceplate is secured via four stainless steel fasteners, and is recessed for clean mating of door and housing. Optional tamper-proof Torx™-head fasteners offer vandal resistant access to the electrical compartment.

**Optics**

Choice of nine patented, high-efficiency AccuLED Optics™ distributions. Optics are precisely designed to shape the light output, maximizing efficiency and application spacing. AccuLED Optics technology creates consistent distributions with the scalability to meet customized application requirements. Offered Standard in 4000K (+/- 275K) CCT and minimum 70 CRI. Optional 3000K CCT, 5000K CCT and 5700K CCT.

**Electrical**

LED drivers mount to die-cast aluminum back housing for optimal heat sinking, operation efficacy, and prolonged life. Standard drivers feature electronic universal voltage (120-277V 50/60Hz), 347V 60Hz or 480V 60Hz operation. 480V is compatible for use with 480V Wye systems only. Greater than 0.9 power factor, less than 20% harmonic distortion, and is suitable for operation in -40°C to 40°C ambient environments. All fixtures are shipped standard with 10kV/10kA common – and differential – mode surge protection. LightBARs feature an IP66 enclosure rating and maintain greater than 95% lumen maintenance at 60,000 hours per IESNA TM-21. Occupancy sensor and dimming options available.

**Mounting**

Standard fixture mounts to a square or octagonal 4" surface or recessed j-box via heavy gauge painted quick mount box complete with tool-less removable cable allowing for hands-free fixture

wiring. Single carton packaging of housing and quick mounting box for contractor friendly arrival of product to site. Optional mounting methods include rigid or free-swinging 3/4" pendant including bird guard, trunnion mount, wall mount and direct lag surface mount. Pendant Box/Bird Guard option is required for pendant mounting.

**Finish**

Cast components and mounting box finished in a Super TGIC polyester powder coat paint, 2.5 mil nominal thickness for superior protection against fade and wear. Standard colors include black, bronze, grey, white, dark platinum, and graphite metallic. RAL and custom color matches available. Options to meet Buy American Act requirements.

**Warranty**

Five-year warranty.



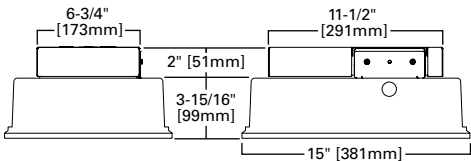
**VPL  
VALET LED**

**1 - 4 LightBARs  
Solid State LED**

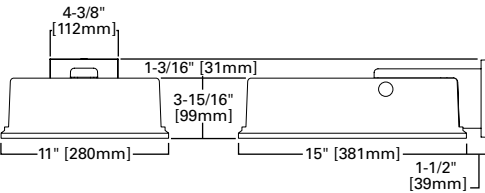
**PARKING GARAGE / TUNNEL /  
UNDERPASS LUMINAIRE**

**MOUNTING METHODS**

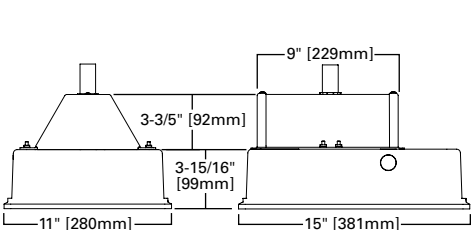
**J-Box Mount (Standard)**



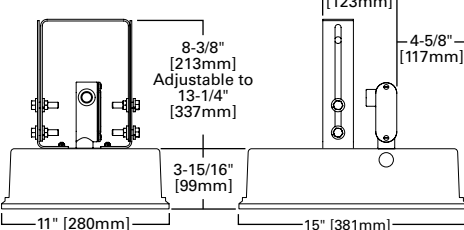
**Wall Mount (WM)**



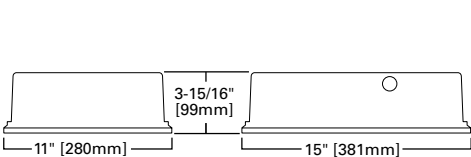
**Pendant Box / Bird Guard (PBG)**



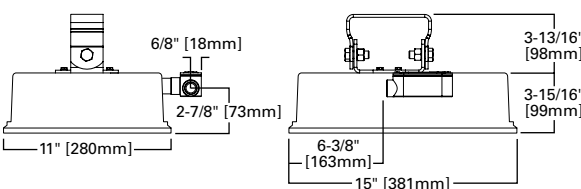
**Trunnion Mount (TMB)**



**Surface Mount (SM)**



**Short Trunnion Mount (STMB) for Wall and Ceiling**



**CERTIFICATION DATA**

UL/cUL Listed  
LM79 / LM80 Compliant  
IP65 Fixture Rating, IP66 LightBARs  
ISO 9001

**ENERGY DATA**

**Electronic LED Driver**  
>0.9 Power Factor  
<20% Total Harmonic Distortion  
120-277V/50 & 60Hz, 347V/60Hz,  
480V/60Hz  
-40°C Min. Temperature  
50°C Max. Temperature (HA option)

**SHIPPING DATA**

**Approximate Net Weight:**  
16 lbs. (8 kgs.)

**POWER AND LUMENS BY BAR COUNT (21 LED LIGHTBARS)**

Number of LightBARs		E01	E02	E03	E04
<b>Drive Current</b>		350mA Drive Current			
<b>Power (Watts)</b>		25W	52W	75W	97W
<b>Current @ 120V (A)</b>		0.22	0.44	0.63	0.82
<b>Current @ 277V (A)</b>		0.10	0.20	0.28	0.36
<b>Power (Watts)</b>		31W	58W	82W	99W
<b>Current @ 347V (A)</b>		0.11	0.19	0.28	0.29
<b>Current @ 480V (A)</b>		0.09	0.15	0.20	0.21
<b>CQ</b>	Lumens	3,108	6,215	9,323	12,431
	BUG Rating	B2-U0-G1	B3-U0-G1	B3-U0-G2	B4-U0-G2
<b>SQ</b>	Lumens	3,066	6,131	9,197	12,262
	BUG Rating	B2-U0-G1	B3-U0-G1	B3-U0-G2	B4-U0-G2
<b>WQ</b>	Lumens	3,092	6,184	9,276	12,368
	BUG Rating	B2-U0-G1	B3-U0-G2	B3-U0-G3	B4-U0-G3
<b>GL2</b>	Lumens	2,928	5,856	8,784	11,712
	BUG Rating	B1-U0-G1	B1-U0-G2	B2-U0-G2	B2-U0-G2
<b>GL3</b>	Lumens	2,969	5,937	8,906	11,875
	BUG Rating	B1-U0-G1	B1-U0-G2	B2-U0-G2	B2-U0-G2
<b>GL4</b>	Lumens	2,882	5,764	8,646	11,528
	BUG Rating	B1-U0-G1	B1-U0-G2	B2-U0-G2	B2-U0-G2
<b>RW</b>	Lumens	3,004	6,007	9,011	12,015
	BUG Rating	B2-U0-G2	B3-U0-G3	B3-U0-G3	B3-U0-G3
<b>CPL/CPR</b>	Lumens	2,693	5,387	8,080	10,774
	BUG Rating	B1-U0-G2	B1-U0-G2	B1-U0-G3	B2-U0-G3

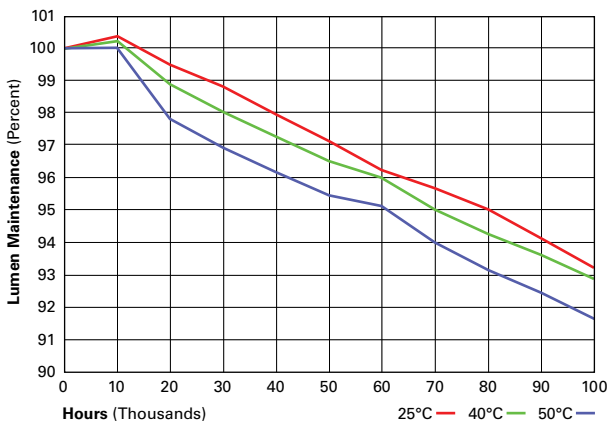
**POWER AND LUMENS BY BAR COUNT (7 LED LIGHTBARS)**

Number of LightBARs		F01	F02	F03	F04
<b>Drive Current</b>		1A Drive Current			
<b>Power (Watts)</b>		26W	55W	78W	102W
<b>Current @ 120V (A)</b>		0.22	0.46	0.66	0.86
<b>Current @ 277V (A)</b>		0.10	0.21	0.29	0.37
<b>Power (Watts)</b>		32W	60W	85W	105W
<b>Current @ 347V (A)</b>		0.11	0.19	0.28	0.30
<b>Current @ 480V (A)</b>		0.09	0.15	0.21	0.22
<b>CQ</b>	Lumens	2,565	5,131	7,696	10,262
	BUG Rating	B2-U0-G1	B3-U0-G1	B3-U0-G1	B3-U0-G2
<b>SQ</b>	Lumens	2,531	5,061	7,592	10,123
	BUG Rating	B2-U0-G1	B3-U0-G1	B3-U0-G2	B4-U0-G2
<b>WQ</b>	Lumens	2,553	5,105	7,658	10,210
	BUG Rating	B2-U0-G1	B3-U0-G2	B3-U0-G3	B4-U0-G3
<b>GL2</b>	Lumens	2,417	4,834	7,251	9,668
	BUG Rating	B1-U0-G1	B1-U0-G1	B1-U0-G2	B2-U0-G2
<b>GL3</b>	Lumens	2,451	4,901	7,352	9,803
	BUG Rating	B1-U0-G1	B1-U0-G1	B1-U0-G2	B2-U0-G2
<b>GL4</b>	Lumens	2,379	4,758	7,138	9,517
	BUG Rating	B1-U0-G1	B1-U0-G2	B1-U0-G2	B2-U0-G2
<b>RW</b>	Lumens	2,480	4,959	7,439	9,918
	BUG Rating	B1-U0-G1	B2-U0-G2	B3-U0-G3	B3-U0-G3
<b>CPL/CPR</b>	Lumens	2,224	4,447	6,671	8,894
	BUG Rating	B1-U0-G1	B1-U0-G2	B1-U0-G3	B1-U0-G3

**LUMEN MAINTENANCE**

Ambient Temperature	25,000 Hours*	50,000 Hours*	60,000 Hours*	100,000 Hours	Theoretical L70 (Hours)
25°C	> 99%	> 97%	> 96%	> 93%	> 450,000
40°C	> 98%	> 97%	> 96%	> 92%	> 425,000
50°C	> 97%	> 96%	> 95%	> 91%	> 400,000

\* Per IESNA TM-21 data.

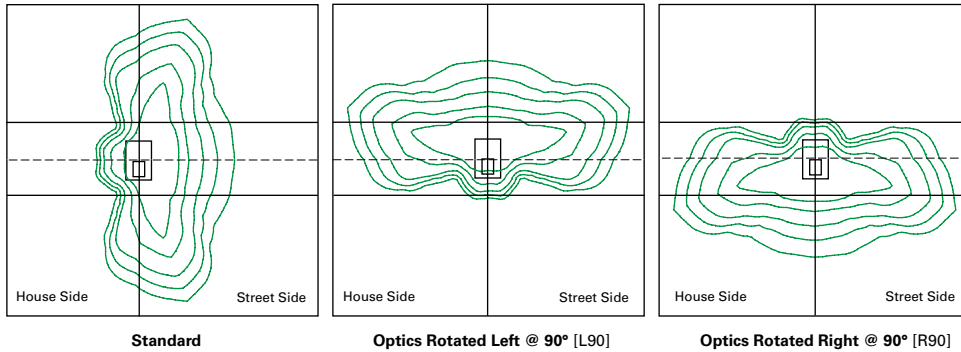


**LUMEN MULTIPLIER**

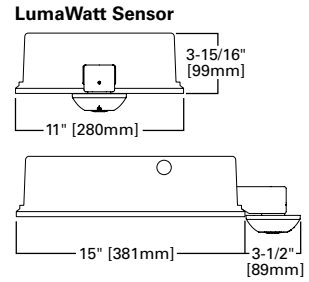
Ambient Temperature	Lumen Multiplier
10°C	1.02
15°C	1.01
25°C	1.00
40°C	0.99
50°C	0.96

**OPTIC ORIENTATION**

*Dotted lines represent driving lanes.*



**OPTIONAL WIRELESS CONTROL**



**ORDERING INFORMATION**

Sample Number: VPL-E02-LED-E1-SQ-AP

Product Family	Number of LightBARs <sup>1,2</sup>	Lamp Type	Voltage	Distribution	Color
VPL=Valet BAA-VPL=Valet, Buy American Act Compliant <sup>18</sup>	E01=(1) 21 LED LightBAR <sup>3</sup> E02=(2) 21 LED LightBARs E03=(3) 21 LED LightBARs E04=(4) 21 LED LightBARs F01=(1) 7 LED LightBAR <sup>3</sup> F02=(2) 7 LED LightBARs F03=(3) 7 LED LightBARs F04=(4) 7 LED LightBARs	LED=Solid State Light Emitting Diodes	E1=Electronic (120-277V) 347=347V <sup>4</sup> 480=480V <sup>4,5</sup>	CQ=Concentrated Type V Square SQ=Type V Square WQ=Wide Type V Square GL2=Type II w/Glare Control GL3=Type III w/Glare Control GL4=Type IV w/Glare Control RW=Rectangular Wide CPL=90° Forward Throw Perimeter Left CPR=90° Forward Throw Perimeter Right	AP=Grey BZ=Bronze BK=Black DP=Dark Platinum GM=Graphite Metallic WH=White

Options (Add as Suffix)	Accessories (Order Separately) <sup>19</sup>
<p><b>DIM</b>=0-10V Dimming Drivers<sup>6</sup></p> <p><b>HA</b>=50°C High Ambient Temperature Rating<sup>4,7</sup></p> <p><b>2L</b>=Two Circuits<sup>4,8,9</sup></p> <p><b>WM</b>=Wall Mount</p> <p><b>L90</b>=Optics Rotated 90° Left<sup>10</sup></p> <p><b>R90</b>=Optics Rotated 90° Right<sup>10</sup></p> <p><b>TR</b>=Tamper-Resistant Fasteners</p> <p><b>TMB</b>=Trunnion Mount with Connection Box (Some Assembly Required)</p> <p><b>PBG</b>=Pendant Box / Bird Guard<sup>11</sup></p> <p><b>SM</b>=Surface Mount<sup>12</sup></p> <p><b>STMB</b>=Short Trunnion Mount for Wall and Ceiling, with LB Connector (Some Assembly Required)</p>	<p><b>MA1253</b>=10kV Circuit Module Replacement</p> <p><b>RV/WG</b>=Field-Installed Wire Guard</p>

- NOTES:**
- Standard 4000K CCT and greater than 70 CRI.
  - 21 LED LightBAR powered at 350mA, 7 LED LightBAR powered at 1A.
  - Not available with 2L two circuits option.
  - Not available with LumaWatt wireless sensors.
  - Only for use with 480V Wye systems. Per NEC, not for use with ungrounded systems, impedance grounded systems or corner grounded systems (commonly known as Three Phase Three Wire Delta, Three Phase High Leg Delta and Three Phase Corner Grounded Delta systems).
  - Not available with HA option. Not available in E04 or F04 with 347V or 480V.
  - Not available in models with E04 or F04.
  - Available in models with E02-E04, or F02-F04. Low-level output varies by bar count specified. Consult factory.
  - Consult factory before ordering in combination with OSX option.
  - Not available with CQ, SQ or WQ distributions.
  - Required for pendant mounting. Adjustable to accept a rigid or free swinging pendant configuration.
  - Surface mount configuration limited to 25°C ambient conditions.
  - Consult factory for lead times and lumen multipliers.
  - Available with E01 and F01 configurations only. Rated for 25°C ambient operating temperature.
  - Housed in external box mounted to the luminaire. Available in E02-E04 and F02-F04 configurations. Replace X with number of LightBARs, (e.g., OS2) controlled by the occupancy sensor, default time delay setting is 15-minutes. Standard lens covers up to 12' mounting height, 360° and maximum 20" diameter. For other configurations, consult customer service.
  - LumaWatt Pro wireless sensors are factory installed and requiring network components in appropriate quantities. See [www.cooperlighting.com/lighting](http://www.cooperlighting.com/lighting) for LumaWatt Pro application information.
  - Includes integral photocell.
  - Only product configurations with this designated prefix are built to be compliant with the Buy American Act of 1933 (BAA). Please refer to [DOMESTIC PREFERENCES](http://www.cooperlighting.com/lighting) website for more information. Components shipped separately may be separately analyzed under domestic preference requirements.
  - Accessories sold separately will be separately analyzed under domestic preference requirements. Consult factory for further information.