

Project		Catalog #		Type	
Prepared by		Notes		Date	



# McGraw-Edison

## BRT6 Bollard

Round LED Pedestrian Luminaire

### Interactive Menu

- Ordering Information [page 2](#)
- Product Specifications [page 2](#)
- Optical Distributions [page 2](#)
- Energy and Performance Data [page 3](#)

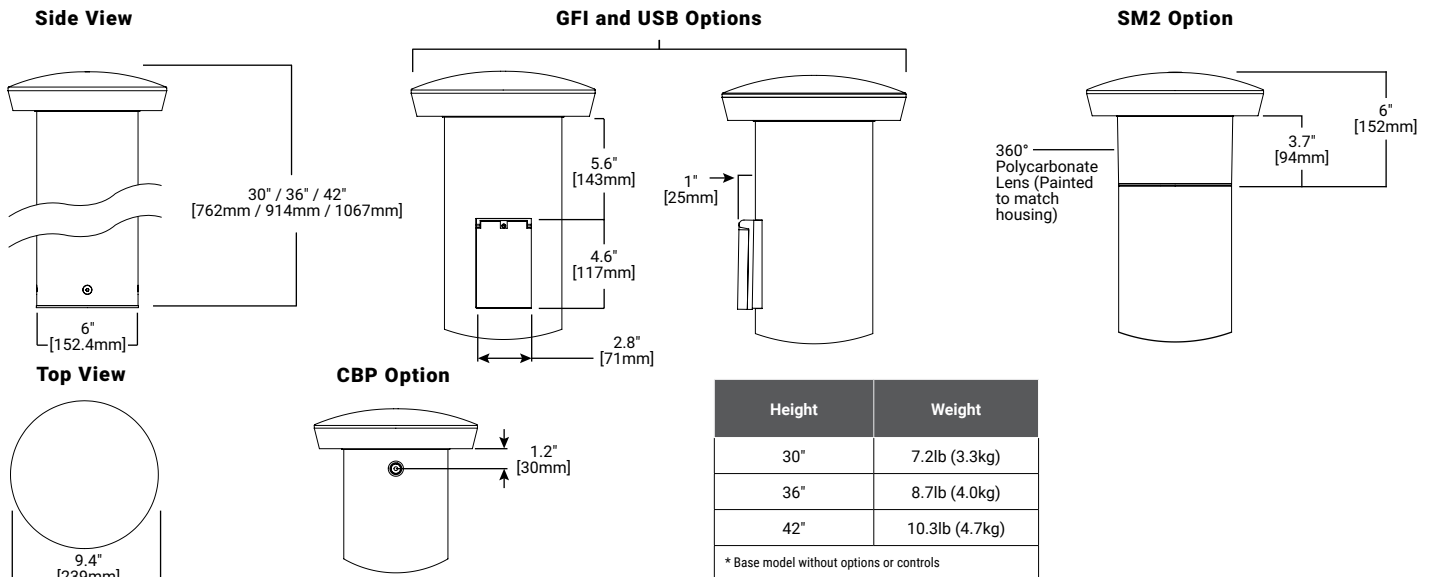
### Product Certifications



### Quick Facts

- 4 Optical Distributions
- Available in 30", 36", and 42"
- Lumen packages range from 560 - 4400 (5W - 49W)
- Efficacy up to 122 lumens per watt
- Zero uplight on all configurations

### Dimensional Details



Ordering Information

SAMPLE NUMBER: BRT6-A3-740-U-T4-36-GM

Product Family	Configuration <sup>1</sup>	Color Temperature	Voltage	Distribution	Height	Finish
<b>BRT6</b> =Bollard, 6" Round Base <b>BAA-BRT6</b> =Bollard, 6" Round Base, Buy American Act Compliant <sup>13</sup> <b>TAA-BRT6</b> =Bollard, 6" Round Base, Trade Agreements Act Compliant <sup>13</sup>	<b>A1</b> =1000lm Nominal <sup>11</sup> <b>A2</b> =2000lm Nominal <b>A3</b> =3000lm Nominal <b>A4</b> =4000lm Nominal	<b>727</b> =70CRI, 2700K <b>730</b> =70CRI, 3000K <b>740</b> =70CRI, 4000K <b>750</b> =70CRI, 5000K <b>830</b> =80CRI, 3000K <b>AMB</b> =Amber, 590nm <sup>2</sup>	<b>U</b> =120-277V <b>1</b> =120V <b>2</b> =208V <b>3</b> =240V <b>4</b> =277V <b>8</b> =480V <sup>5</sup> <b>9</b> =347V	<b>T3</b> =Path Asymmetric <b>T4</b> =Wide Path Asymmetric <b>T5</b> =Type V Symmetric <b>T5S</b> =Type V Square Symmetric	<b>30</b> =30" <b>36</b> =36" <b>42</b> =42"	<b>AP</b> =Gray <b>BZ</b> =Bronze <b>BK</b> =Black <b>DP</b> =Dark Platinum <b>GM</b> =Graphite Metallic <b>WH</b> =White
Options (Add as Suffix)	Controls and Systems Options (Add as Suffix)		Accessories (Order Separately) <sup>14</sup>			
<b>DIM</b> =External 0-10V Dimming Leads <sup>4,7</sup> <b>F</b> =Single Fuse (120, 277 or 347V Specify Voltage) <b>FF</b> =Double Fuse (208, 240 or 480V Specify Voltage) <b>CC</b> =Coastal Construction <sup>3</sup> <b>HA</b> =50°C High Ambient <b>20K</b> =20kV UL 1449 fused surge protective device <b>CBP</b> =Battery Pack, Cold Weather Rated <sup>9,12</sup> <b>DALI</b> =DALI Driver <sup>4,11</sup> <b>LAB</b> =Less Anchor Bolts & Template <sup>6</sup> <b>GFI</b> =GFCI Outlet <sup>8,17</sup> <b>USB</b> =USB charging receptacle <sup>15,17</sup>	<b>BPC</b> =Button Type Photocontrol <sup>18</sup> <b>SM2</b> =Microwave Occupancy Sensor, 18' max range <sup>16</sup>		<b>BRT6ANCHOR</b> =Anchor bolt kit and template <sup>6</sup>			
<p><b>NOTES:</b></p> <ol style="list-style-type: none"> <li>Nominal output based on symmetric distributions at 4000K CCT. See lumen table and IES files for details.</li> <li>Narrow-band 590nm +/- 5nm for wildlife and observatory use. Available with configuration A1 only.</li> <li>Coastal construction finish salt spray tested to over 5,000-hours per ASTM B117, with a scribe rating of 9 per ASTM D1654.</li> <li>Not available with other controls options</li> <li>480V must utilize Wye system only. Per NEC, not for use with ungrounded systems, impedance grounded systems or corner grounded systems (commonly known as Three Phase Three Wire Delta, Three Phase High Leg Delta and Three Phase Corner Grounded Delta systems.)</li> <li>Bollard ships with anchor bolts and template included, unless LAB is specified, in which case the BRT6ANCHOR accessory must be ordered separately.</li> <li>Low voltage control leads brought out 18" from fixture</li> <li>GFCI 125-Volt duplex tamper-proof outlet rated for 15A. Available in 120V only. Cannot be used in conjunction with USB option.</li> <li>Operates at -20°C to +40°C. Not available with HA, GFI, USB or SM2 options. 6W initial output. 16.2Wh capacity.</li> <li>Not available with "U" voltage, must specify voltage.</li> <li>Available in 120V only, except with Amber (AMB).</li> <li>Specify 120V or 277V.</li> <li>Only product configurations with these designated prefixes are built to be compliant with the Buy American Act of 1933 (BAA) or Trade Agreements Act of 1979 (TAA), respectively. Please refer to <a href="#">DOMESTIC PREFERENCES</a> website for more information. Components shipped separately may be separately analyzed under domestic preference requirements.</li> <li>For BAA or TAA requirements, Accessories sold separately will be separately analyzed under domestic preference requirements. Consult factory for further information.</li> <li>120V only. Weather-resistant, tamper-resistant duplex 15A, 125V AC receptacle with (1) USB Type-A and (1) USB Type-C port. Must be installed on a GFCI-protected circuit. 1-Year Warranty. Model WRR26USBAC6BK. Cannot be used in conjunction with GFI Outlet option.</li> <li>Includes microwave sensor with integral polycarbonate lens painted to match fixture. Does not include photocontrol. Use in conjunction with BPC or external photocontrol for dusk-to-dawn operation. Not available with HA High Ambient option.</li> <li>Mounted to weatherproof, spring-loaded box suitable for covered areas. Not while-in-use capable.</li> </ol>						

Product Specifications

Construction

- Extruded aluminum housing with cast base and top
- Patent-pending base plate design offers superior rigidity
- 3G vibration rated
- IK10 impact rating for housing and optic assembly

Optics

- High-efficiency injection-molded AccuLED optics technology
- 4 optical distributions; 2 symmetric and 2 asymmetric
- IDA Certified (3000K CCT and warmer only)

Electrical

- Standard with 0-10V dimming
- Suitable for operation in -40°C to 40°C ambient environments. Optional 50°C high ambient (HA) configuration
- 10kV surge module standard

Finish

- Super durable TGIC polyester powder coat paint, 2.5 mil nominal thickness
- RAL and custom color matches available
- Coastal Construction (CC) option available

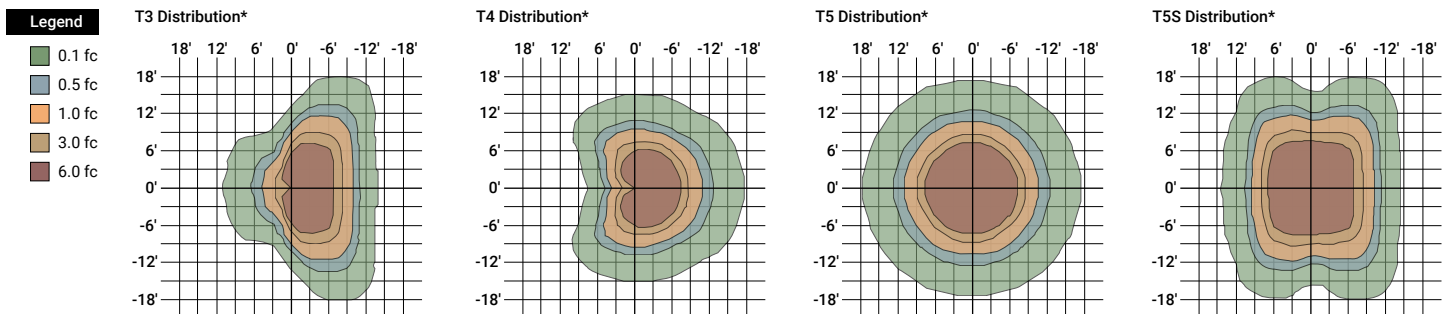
Typical Applications

- Outdoor, Walkway, Perimeter, Landscapes, Hardscapes

Warranty

- Five year warranty

Optical Distributions



\*NOTE: A4 lumen package, 4000K CCT, 3.5' MH

Energy and Performance Data

Asymmetric Power and Lumens

Optics		Configuration				
		A1	A2	A3	A4	
4000K / 5000K CCT, 70 CRI	T3	Wattage	5	11	17	22
		Lumens	537	1075	1627	1961
		BUG Rating	B0-U0-G0	B0-U0-G1	B0-U0-G1	B0-U0-G1
		Lumens per Watt	99	99	94	91
	T4	Wattage	5	10	15	21
		Lumens	559	1101	1616	2193
		BUG Rating	B0-U0-G0	B0-U0-G1	B1-U0-G1	B1-U0-G1
		Lumens per Watt	110	115	110	104
3000K CCT, 70 CRI	T3	Wattage	5	11	17	22
		Lumens	489	979	1482	1786
		BUG Rating	B0-U0-G0	B0-U0-G1	B0-U0-G1	B0-U0-G1
		Lumens per Watt	99	99	94	91
	T4	Wattage	5	10	15	21
		Lumens	509	1003	1472	1997
		BUG Rating	B0-U0-G0	B0-U0-G1	B1-U0-G1	B1-U0-G1
		Lumens per Watt	110	115	110	104
3000K CCT, 80 CRI	T3	Wattage	5	11	17	22
		Lumens	427	854	1293	1558
		BUG Rating	B0-U0-G0	B0-U0-G1	B0-U0-G1	B0-U0-G1
		Lumens per Watt	99	99	94	91
	T4	Wattage	5	10	15	21
		Lumens	444	875	1284	1743
		BUG Rating	B0-U0-G0	B0-U0-G1	B1-U0-G1	B1-U0-G1
		Lumens per Watt	110	115	110	104
2700K CCT, 70 CRI	T3	Wattage	5	11	17	22
		Lumens	449	899	1361	1640
		BUG Rating	B0-U0-G0	B0-U0-G1	B0-U0-G1	B0-U0-G1
		Lumens per Watt	99	99	94	91
	T4	Wattage	5	10	15	21
		Lumens	467	921	1351	1834
		BUG Rating	B0-U0-G0	B0-U0-G1	B1-U0-G1	B1-U0-G1
		Lumens per Watt	110	115	110	104
AMB 590nm	T3	Wattage	13	--	--	--
		Lumens	457	--	--	--
		BUG Rating	B0-U0-G0	--	--	--
		Lumens per Watt	34	--	--	--
	T4	Wattage	11	--	--	--
		Lumens	352	--	--	--
		BUG Rating	B0-U0-G0	--	--	--
		Lumens per Watt	32	--	--	--

Symmetric Power and Lumens

Optics		Configuration				
		A1	A2	A3	A4	
4000K / 5000K CCT, 70 CRI	T5	Wattage	9	18	29	42
		Lumens	1149	2210	3244	4401
		BUG Rating	B1-U0-G0	B1-U0-G1	B2-U0-G1	B2-U0-G1
		Lumens per Watt	122	120	111	105
	T5S	Wattage	10	21	35	49
		Lumens	1125	2230	3338	4367
		BUG Rating	B1-U0-G0	B1-U0-G1	B2-U0-G1	B2-U0-G1
		Lumens per Watt	110	107	97	89
3000K CCT, 70 CRI	T5	Wattage	9	18	29	42
		Lumens	1046	2013	2954	4008
		BUG Rating	B1-U0-G0	B1-U0-G1	B2-U0-G1	B2-U0-G1
		Lumens per Watt	122	120	111	105
	T5S	Wattage	10	21	35	49
		Lumens	1025	2031	3040	3977
		BUG Rating	B1-U0-G0	B1-U0-G1	B2-U0-G1	B2-U0-G1
		Lumens per Watt	110	107	97	89
3000K CCT, 80 CRI	T5	Wattage	9	18	29	42
		Lumens	913	1757	2578	3497
		BUG Rating	B1-U0-G0	B1-U0-G1	B2-U0-G1	B2-U0-G1
		Lumens per Watt	122	120	111	105
	T5S	Wattage	10	21	35	49
		Lumens	894	1772	2653	3470
		BUG Rating	B1-U0-G0	B1-U0-G1	B2-U0-G1	B2-U0-G1
		Lumens per Watt	110	107	97	89
2700K CCT, 70 CRI	T5	Wattage	9	18	29	42
		Lumens	960	1848	2712	3680
		BUG Rating	B1-U0-G0	B1-U0-G1	B2-U0-G1	B2-U0-G1
		Lumens per Watt	122	120	111	105
	T5S	Wattage	10	21	35	49
		Lumens	941	1865	2791	3652
		BUG Rating	B1-U0-G0	B1-U0-G1	B2-U0-G1	B2-U0-G1
		Lumens per Watt	110	107	97	89
AMB 590nm	T5	Wattage	21	--	--	--
		Lumens	575	--	--	--
		BUG Rating	B0-U0-G0	--	--	--
		Lumens per Watt	28	--	--	--
	T5S	Wattage	25	--	--	--
		Lumens	676	--	--	--
		BUG Rating	B1-U0-G0	--	--	--
		Lumens per Watt	27	--	--	--

Energy and Performance Data

Input Current (mA)

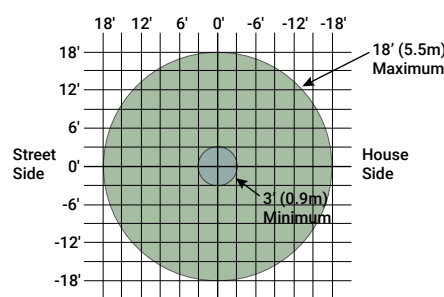
Optics		Voltage	Configuration			
			A1	A2	A3	A4
Asymmetric	T3	120V	47	97	152	190
		208V	--	59	89	110
		240V	--	52	78	97
		277V	--	48	70	85
		347V	--	40	59	72
		480V	--	29	43	53
	T4	120V	44	84	128	183
		208V	--	52	75	105
		240V	--	47	66	92
		277V	--	44	59	81
		347V	--	35	49	68
		480V	--	25	36	50
Symmetric	T5	120V	81	159	257	373
		208V	--	93	146	209
		240V	--	82	128	183
		277V	--	73	113	159
		347V	--	65	96	148
		480V	--	48	70	108
	T5S	120V	90	185	314	454
		208V	--	107	177	251
		240V	--	94	155	219
		277V	--	83	135	190
		347V	--	69	114	172
		480V	--	51	82	125

Lumen Maintenance (TM-21)

Ambient Temperature	25,000 hours*	50,000 hours*	60,000 hours*	100,000 hours**	Theoretical L70 hours**
25°C	95.9%	92.9%	91.7%	87.1%	271,000
40°C	95.7%	92.5%	91.3%	86.5%	256,000
50°C	95.3%	91.9%	90.6%	85.7%	242,000

\* Supported by IES TM-21 standards  
 \*\*Theoretical values represent estimations commonly used, however, refer to the IES position on LED Product Lifetime Prediction, IES PS-10-18, explaining proper use of IES TM-21 and LM-80.

SM2 Coverage\*



\*NOTE: Applicable to heights of 30', 36" and 42"

[View BRT6 IES files](#)