


## SPECIALTY FINISHES



## ORDER GUIDE

**HLCN1.0 - P-BLK**

A B C D E F G H I (Multiple Selections)

EXAMPLE: HLCN1.0-P-BLK 8 W 12 HC 24 RD WC

## OPTIONS



	C. BAFFLE FINISH		D. BAFFLE HEIGHT	
HLCN1.0-P-BLK	2	2 ft	8	8 in
	3	3 ft	10	10 in
	4	4 ft	12	12 in
	5	5 ft	16	16 in
	6	6 ft		
	7	7 ft		
	8	8 ft		
	XXX	System Run		
	PATxYH	Pattern		

### NOTES

All dimensions indicated above are nominal. System runs available in 2ft increments. Please see Pattern Guide on p.2 for further details.

PAT	4x4x4	Y	H
W	X	Y	Z

Consult factory for custom colors (canopies excluded)

## OPTIONS

E MOUNTING		F. SUSPENSION LENGTH		G. CANOPY TYPE		H. CANOPY FINISH		I. CONTROLS & FACTORY OPTIONS	
HC	Hard Ceiling	24	24 in	SQ	Square	WC	White Canopy	NONE	Leave Blank
9C	9/16 Tee Clip	42	42 in	RD	Round	BC	Black Canopy	SLP	Slope Ceiling
15C	15/16 Tee Clip	102	102 in			SC	Silver Canopy		
SC	Screw Slot Tee Clip	150	150 in						

Each individual suspension length is adjustable.

May choose more than one option in this category.

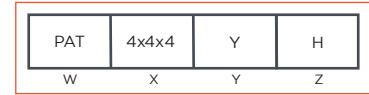


## PATTERN GUIDE

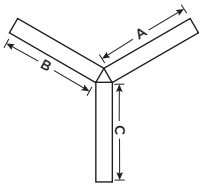
W. PATTERN		X. PATTERN DIMENSIONS		Y. PATTERN CODE		Z. PATTERN ORIENTATION	
Pattern	PAT	Enter length of each segment in pattern box. <i>Available choices in lengths of 2, 3, 4, 5, 6, 7 and 8 ft.</i>	AxBxC	Y Pattern	Y	Horizontal	H

### NOTES




Dimensions for Patterns are based on outside dimensions of the pattern.  
 Patterns in all cases will require a signed-off submittal prior to release of an order.  
 Available choices in lengths of 2, 3, 4, 5, 6, 7 and 8 ft.



**C**  
 Above code gets entered in "C" LENGTH field of ordering guide.



### STANDARD FINISHES

-   
BLACK  
BK AC44
-   
MARBLE  
MB AC03
-   
LT. GRAY  
LG AC10
-   
CHARCOAL  
CH AC12

### SPECIALTY FINISHES

-   
YELLOW  
YL AC51
-   
ORANGE  
OR AC32
-   
GREEN  
GR AC46
-   
BLUE  
BL AC07
-   
NAVY  
NV AC42
-   
RED  
RD AC17
-   
LT. TAN  
LT AC05
-   
CAMEL  
CM AC02
-   
SMOKE  
GRAY  
SG AC47
-   
WHITE  
WH AC04

CONTINUOUS RUN ORDER GUIDES

Please use the following run guides for fixture ordering. If your product will require a submittal, our in-house Application Engineering Team will work closely with you on your project.

ACOUSTIC PRODUCT ORDER GUIDE	
RUN LENGTH (ft)	RUN CONFIGURATION - SECTION LENGTHS
10	6' + 4'
12	6' + 6'
14	8' + 6'
16	8' + 8'
18	6' + 6' + 6'
20	8' + 4' + 8'
22	8' + 6' + 8'
24	8' + 8' + 8'
26	4' + 6' + 6' + 6' + 4'
28	6' + 8' + 8' + 6'
30	6' + 6' + 6' + 6' + 6'
32	8' + 8' + 8' + 8'
34	6' + 8' + 8' + 8' + 4'
36	6' + 8' + 8' + 8' + 6'
38	8' + 8' + 6' + 8' + 8'
40	8' + 8' + 6' + 8' + 8'
42	6' + 8' + 8' + 8' + 8' + 4'
44	6' + 8' + 8' + 8' + 8' + 6'
46	4' + 8' + 8' + 6' + 8' + 8' + 4'
48	8' + 8' + 8' + 8' + 8' + 8'
50	6' + 8' + 8' + 8' + 8' + 8' + 4'

\*Standard Run Configurations Shown, Consult Factory for Custom Configurations.