

## DESCRIPTION

Rio architectural step lights provide beauty, performance and durability. Transitional styling, low profile design and no visible fasteners provide seamless integration with architectural styles of all kinds. Logical, modular design elements facilitate fast and foolproof installation in all types of wall surfaces including drywall, concrete pour or brick/masonry. All models include IP68 rated outdoor protection, but are also suitable for indoor wall-mounted applications. All models are ADA compliant.

<b>Catalog #</b>		<b>Type</b>
<b>Project</b>		
<b>Comments</b>		<b>Date</b>
<b>Prepared by</b>		

## SPECIFICATION FEATURES

### Material

Back box and painted fascia are die-cast from corrosion-resistant Type 383 aluminum alloy. Back box is painted white. Natural metal fascia is precision-machined from solid brass or stainless steel.

### Finish

Back box and fascia are double protected by a chromate conversion undercoating and polyester powdercoat paint finish. Machined, natural finish brass or stainless steel fascia is unpainted to reveal the natural beauty of the material. Brass will patina naturally over time in outdoor environments.

### Electrical

Fixture includes integral, electronic ballast, transformer or LED driver mounted to Lumiere's factory assembled POWER-TRAY(TM) optical/electrical module. The POWER-TRAY(TM) module plugs directly into the back box providing fast, easy installation.

### Mounting

Back box is available to ship in advance for rough-in purposes. Back box includes four (4) 3/4" conduit entry ports, concrete pour cover, UP arrow and two level vials to facilitate proper alignment. Fixture also includes the patent pending FASCIAlign(TM) fascia alignment system which provides rotation of the fascia +/- 10 degrees (total of 20 degrees), insuring proper alignment.

### Classification / Code Compliance

UL and cUL listed, standard wet label. IP68 rated. Also suitable for indoor recessed wall-mount applications, 4W LED source is IC-rated for direct insulation contact. Manufactured to ISO 9001-2000 Quality Systems Standard. IBEW union made. Options to meet Buy American Act requirements.

### Lamp

Lamp for LED source included as standard. Lamps for other sources

not included.

### Warranty

Lumiere warrants its fixtures against defects in materials & workmanship for three (3) years. Auxiliary equipment such as transformers, ballasts and lamps carry the original manufacturer's warranty.

### Recessed Housing

Recessed housing is available to ship in advance of complete fixture for rough-in purposes. Specify option -LBB and order separately accompanying recessed housing from below:

1235-BB-C

7" back box and pour cover for concrete pour wall

1235-BB-D

7" back box and pour cover for drywall/frame construction wall

1235-BB-M

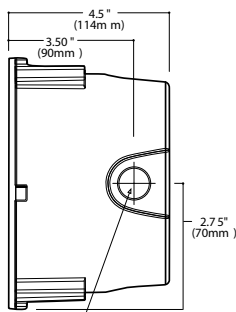
7" back box and pour cover for masonry wall



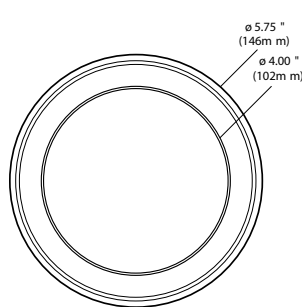
**1235-RD**  
**1235C-RD**  
**1235E-RD**  
**1235L-RD**  
RIO

LED  
HALOGEN

**APPLICATIONS:**  
**STEP LIGHT**

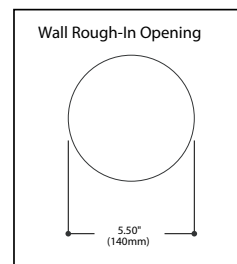


4 x 1/4-14 NPT THREADED HOLE  
Plug should be flush to 1.33mm max  
Apply thread sealant on plug before insert



1235-R D

See reverse for alternate trim styles.



**CERTIFICATION DATA**  
UL and cUL Wet Location Listed  
LM79 / LM80 Compliant  
ROHS Compliant  
IP68 Ingressed Protection Rated  
ADA Compliant

### TECHNICAL DATA

20W T3/G4 Halogen  
4W LED  
Line Voltage

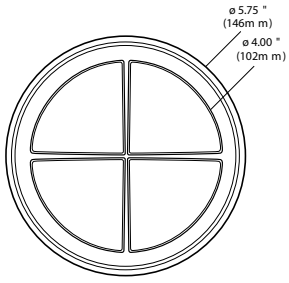
## ORDERING INFORMATION

Sample Number: 1235-RD-D-4LED-120/12-NSS-LBB

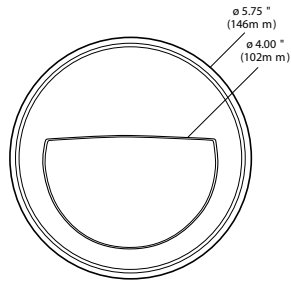
Domestic Preferences <sup>2</sup>	Series	Wall Type	Source <sup>1</sup>	Voltage	Finish <sup>4</sup>	Options
[Blank]=Standard BAA=Buy American Act	1235-RD=5" round, open fascia w/ diffused lens 1235C-RD=5" round, cross/guard fascia w/ diffused lens 1235E-RD=5" round, eyelid fascia w/ diffused lens 1235L-RD=5" round, louvered fascia w/ clear lens	C=Concrete Pour D=Drywall M=Masonry	4LEDG2=4W LED Gen 2 (LED lamps included)	12V Halogen 120/12=120/12V electronic transformer 277/12=277/12V electronic transformer LED UNV/12=Universal electronic LED driver	Painted BK=Black BZ=Bronze CS=City Silver VE=Verde WT=White	LBB=Housing Shipped in Advance (select LBB option and select appropriate recessed housing separately) 1235-BB-C= 7" back box and pour cover for concrete pour wall 1235-BB-D= 7" back box and pour cover for drywall/frame construction wall 1235-BB-M= 7" back box and pour cover for masonry wall

NOTES: 1 Unless noted otherwise, lamps not included. 2 Only available for LEDCR 3 Only product configurations with this designated prefix are built to be compliant with the Buy American Act of 1933 (BAA). Please refer to DOMESTIC PREFERENCES website for more information. Components shipped separately may be separately analyzed under domestic preference requirement 4 Consult factory for premium/natural metals material finish.

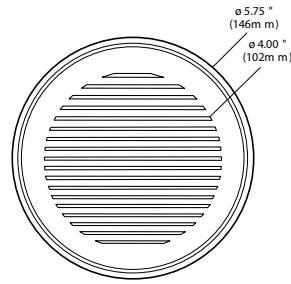
ADDITIONAL TRIM STYLES



1235C-R D



1235E-R D



1235L-R D