



Lume **MetroScape LED** post top luminaire features flexible, robust energy-saving solutions for heritage-styled urban architectural lighting. Crowned with an ornamental hood, the post top model comes with a flat lens to highlight the thinness of the LEDs. The luminaire provides attractive lighting at night, adding appeal to the surroundings and promoting safe use of the environment. Includes Service Tag, innovative way to provide assistance throughout the life of the product

Project: _____
 Location: _____
 Cat.No: _____
 Type: _____
 Lamps: _____ Qty: _____
 Notes: _____

Luminaire ordering guide

Example: MPTR-55W32LED4K-G3-LE3-120-CDMGM25-PH8-BKTX

Series	LED Module	CCT	Gen.	Optical System	Voltage	Driver	Luminaire option	Mounting	Pole	Finish
MPTR			G3							
MPTR¹ MetroScape LED post top luminaire	35W32LED² 55W32LED² 72W32LED 97W32LED² 55W48LED 80W48LED 108W48LED 140W48LED² 70W64LED 110W64LED 90W80LED 135W80LED	3K 3000K 4K 4000K	G3 Gen3	LE2 Type II (ASYM) flat lens LE3 Type III (ASYM) flat lens LE3W³ Type III (ASYM) wide flat lens LE4 Type IV (ASYM) flat lens LE5 Type V (SYMM) flat lens	120 120V 208 208V 240 240V 277 277V 347 347V 480 480V	CDMG² Dynadimmer for standard dimming (consult complete Dynadimmer scenarios on pg 3) CLO² Pre-set driver to manage lumen depreciation AST² Pre-set driver for progressive start-up OTL² Pre-set driver to signal end of life of the lamp DALI² Pre-set driver compatible with the DALI control system DMG 0-10 volt SRD¹ Sensor ready driver (standard configuration) SRD1¹ Sensor ready driver (alternate configuration)	HS House Side Shield OVR Dynadimmer override function PH8 Photoelectric cell PH9 Shorting Cap PHXL² Photoelectric cell, extended life RCD⁴ 5-Pin receptacle for dimming photoelectric cell RCD7⁴ 7-Pin receptacle for photoelectric cell TN3⁵ Fitter to fit over a 3" (76 mm) O.D. by 4" (102 mm) long tenon TN3.5⁵ Fitter to fit over a 3 1/2" (89 mm) O.D. by 4" (102 mm) long tenon	Consult the Signify web site for details and the complete line of Mountings	Consult the Signify web site for details and the complete line of Poles	BE2TX BE6TX BE8TX BG2TX BKTX BRTX GN4TX GN6TX GN8TX GNTX GR GY3TX NP RD2TX RD4TX TG TS WHTX (see pg 4 for codes)

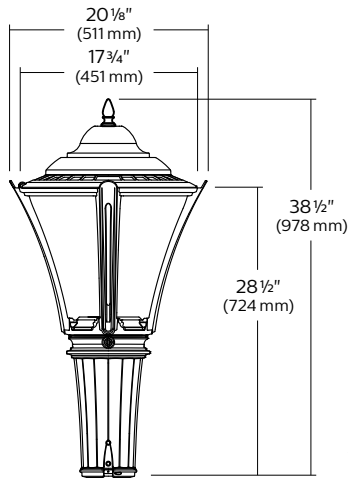
1. DMG 0-10V driver come standard. 2. Not available with 347V and 480V. 3. Not available with HS option. 4. Use of photoelectric cell or shorting cap is required to ensure proper illumination. 5. Not available with Motion Response.



MPTR MetroScape post top

urban luminaire

Dimensions



EPA: 1.97 sq ft
Weight: 31.1 lbs (14.1 kg)

Motion Response* (must be ordered as a separate item)

Example: ACC-120-MR4PGI-BKTX

Series	Voltage	Motion Response module	Finish
ACC			
ACC Accessory	120 120 volt 277 277 volt	MR4PG1 Single grey MR4PG2 Double grey MR4PW1 Single white MR4PW2 Double white	Consult Lumec's Color Chart for complete specifications.

*OVR option is required for Motion Response Accessory

LED Wattage and Lumen Values for 3000K & 4000K fixtures with No Shield

Ordering Code:	Total LEDs	System current (mA)	Average System Watts (W)	LE2			LE3			LE3W			LE4			LE5		
				Lumen Output	Efficacy (LPW)	BUG Rating	Lumen Output	Efficacy (LPW)	BUG Rating	Lumen Output	Efficacy (LPW)	BUG Rating	Lumen Output	Efficacy (LPW)	BUG Rating	Lumen Output	Efficacy (LPW)	BUG Rating
No Shield MPTR 3000K																		
35W32LED3K-G3-x	32	350	36	3920	109	B1-U0-G1	3948	110	B1-U0-G1	3982	111	B1-U0-G1	3963	110	B1-U0-G1	4038	112	B3-U0-G1
55W32LED3K-G3-x	32	530	54	5623	104	B1-U0-G1	5662	105	B1-U0-G1	5711	106	B1-U0-G2	5684	105	B1-U0-G2	5792	107	B3-U0-G1
72W32LED3K-G3-x	32	700	68	7092	104	B1-U0-G1	7142	105	B1-U0-G2	7203	106	B1-U0-G2	7170	105	B1-U0-G2	7305	107	B3-U0-G2
97W32LED3K-G3-x	32	1050	101	9779	97	B2-U0-G2	9847	97	B2-U0-G2	9932	98	B2-U0-G2	9886	98	B2-U0-G2	10073	100	B4-U0-G2
55W48LED3K-G3-x	48	350	53	5964	113	B1-U0-G1	6006	113	B1-U0-G1	6058	114	B1-U0-G2	6030	114	B1-U0-G2	6144	116	B3-U0-G1
80W48LED3K-G3-x	48	530	79	8556	108	B2-U0-G2	8616	109	B2-U0-G2	8691	110	B2-U0-G2	8650	109	B2-U0-G2	8814	112	B3-U0-G2
108W48LED3K-G3-x	48	700	102	10789	106	B2-U0-G2	10865	107	B2-U0-G2	10959	107	B2-U0-G2	10908	107	B2-U0-G2	11114	109	B4-U0-G2
140W48LED3K-G3-x	48	1050	152	14879	98	B2-U0-G2	14983	99	B2-U0-G2	15113	99	B2-U0-G3	15042	99	B2-U0-G2	15326	101	B4-U0-G2
70W64LED3K-G3-x	64	350	71	7972	112	B2-U0-G1	8028	113	B1-U0-G2	8097	114	B2-U0-G2	8060	114	B1-U0-G2	8212	116	B3-U0-G2
110W64LED3K-G3-x	64	530	102	11435	112	B2-U0-G2	11515	113	B2-U0-G2	11615	114	B2-U0-G2	11560	113	B2-U0-G2	11779	115	B4-U0-G2
90W80LED3K-G3-x	80	350	88	9842	112	B2-U0-G2	9911	113	B2-U0-G2	9997	114	B2-U0-G2	9950	113	B2-U0-G2	10138	115	B4-U0-G2
135W80LED3K-G3-x	80	530	132	14118	107	B2-U0-G2	14217	108	B2-U0-G2	14340	109	B2-U0-G2	14273	108	B2-U0-G2	14543	110	B4-U0-G2
No Shield MPTR 4000K																		
35W32LED4K-G3-x	32	350	36	4116	114	B1-U0-G1	4145	115	B1-U0-G1	4181	116	B1-U0-G1	4161	116	B1-U0-G1	4240	118	B3-U0-G1
55W32LED4K-G3-x	32	530	54	5904	109	B1-U0-G1	5945	110	B1-U0-G1	5997	111	B1-U0-G2	5968	111	B1-U0-G2	6082	113	B3-U0-G1
72W32LED4K-G3-x	32	700	68	7447	110	B1-U0-G1	7499	110	B1-U0-G2	7563	111	B1-U0-G2	7529	111	B1-U0-G2	7670	113	B3-U0-G2
97W32LED4K-G3-x	32	1050	101	10268	102	B2-U0-G2	10339	102	B2-U0-G2	10429	103	B2-U0-G2	10380	103	B2-U0-G2	10577	105	B4-U0-G2
55W48LED4K-G3-x	48	350	53	6262	118	B1-U0-G1	6306	119	B1-U0-G1	6361	120	B1-U0-G2	6332	119	B1-U0-G2	6451	122	B3-U0-G1
80W48LED4K-G3-x	48	530	79	8984	114	B2-U0-G2	9047	115	B2-U0-G2	9126	116	B2-U0-G2	9083	115	B2-U0-G2	9255	117	B3-U0-G2
108W48LED4K-G3-x	48	700	102	11328	111	B2-U0-G2	11408	112	B2-U0-G2	11507	113	B2-U0-G2	11453	112	B2-U0-G2	11670	114	B4-U0-G2
140W48LED4K-G3-x	48	1050	152	15623	103	B2-U0-G2	15732	104	B2-U0-G2	15869	104	B2-U0-G3	15794	104	B2-U0-G3	16092	106	B4-U0-G2
70W64LED4K-G3-x	64	350	71	8371	118	B2-U0-G2	8429	119	B1-U0-G2	8502	120	B2-U0-G2	8463	119	B1-U0-G2	8623	121	B3-U0-G2
110W64LED4K-G3-x	64	530	102	12007	118	B2-U0-G2	12091	119	B2-U0-G2	12196	120	B2-U0-G2	12138	119	B2-U0-G2	12368	121	B4-U0-G2
90W80LED4K-G3-x	80	350	88	10334	117	B2-U0-G2	10407	118	B2-U0-G2	10497	119	B2-U0-G2	10448	119	B2-U0-G2	10645	121	B4-U0-G2
135W80LED4K-G3-x	80	530	132	14824	112	B2-U0-G2	14928	113	B2-U0-G2	15057	114	B2-U0-G3	14987	114	B2-U0-G2	15270	116	B4-U0-G2

Actual performance may vary due to installation variables including optics, mounting/ceiling height, dirt depreciation, light loss factor, etc.; highly recommended to confirm performance with a layout - contact Applications at signify.com/outdoorluminaires.

Note: Some data may be scaled based on tests of similar. But not identical luminaires.

MPTR MetroScape post top

urban luminaire

LED Wattage and Lumen Values for 3000K & 4000K fixtures with House-side Shield

Ordering Code:	Total LEDs	System current (mA)	Average System Watts (W)	LE2-HS			LE3-HS			LE3W-HS			LE4-HS		
				Lumen Output	Efficacy (LPW)	BUG Rating	Lumen Output	Efficacy (LPW)	BUG Rating	Lumen Output	Efficacy (LPW)	BUG Rating	Lumen Output	Efficacy (LPW)	BUG Rating
House-side Shield MPTR 3000K															
35W32LED3K-G3-x	32	350	36	2910	81	B0-U0-G0	2909	81	B0-U0-G1	2571	71	B0-U0-G1	2808	78	B0-U0-G1
55W32LED3K-G3-x	32	530	54	4173	77	B1-U0-G1	4172	77	B1-U0-G1	3687	68	B1-U0-G1	4027	75	B1-U0-G1
72W32LED3K-G3-x	32	700	68	5263	77	B1-U0-G1	5262	77	B1-U0-G1	4651	68	B1-U0-G1	5079	75	B1-U0-G1
97W32LED3K-G3-x	32	1050	101	7257	72	B1-U0-G1	7256	72	B1-U0-G2	6412	63	B1-U0-G2	7003	69	B1-U0-G2
55W48LED3K-G3-x	48	350	53	4426	84	B1-U0-G1	4426	84	B1-U0-G1	3911	74	B1-U0-G1	4271	81	B1-U0-G1
80W48LED3K-G3-x	48	530	79	6350	80	B1-U0-G1	6349	80	B1-U0-G1	5611	71	B1-U0-G2	6128	78	B1-U0-G2
108W48LED3K-G3-x	48	700	102	8008	79	B1-U0-G1	8006	78	B1-U0-G2	7075	69	B1-U0-G2	7727	76	B1-U0-G2
140W48LED3K-G3-x	48	1050	152	11042	73	B1-U0-G2	11040	73	B1-U0-G2	9757	64	B1-U0-G2	10656	70	B1-U0-G2
70W64LED3K-G3-x	64	350	71	5917	83	B1-U0-G1	5915	83	B1-U0-G1	5228	74	B1-U0-G2	5709	80	B1-U0-G2
110W64LED3K-G3-x	64	530	102	8487	83	B1-U0-G2	8485	83	B1-U0-G2	7498	74	B1-U0-G2	8189	80	B1-U0-G2
90W80LED3K-G3-x	80	350	88	7305	83	B1-U0-G1	7303	83	B1-U0-G2	6454	73	B1-U0-G2	7049	80	B1-U0-G2
135W80LED3K-G3-x	80	530	132	10478	79	B1-U0-G2	10476	79	B1-U0-G2	9258	70	B1-U0-G2	10111	77	B1-U0-G2
House-side Shield MPTR 4000K															
35W32LED4K-G3-x	32	350	36	3056	85	B0-U0-G1	3054	85	B0-U0-G1	2695	75	B0-U0-G1	2948	82	B0-U0-G1
55W32LED4K-G3-x	32	530	54	4382	81	B1-U0-G1	4381	81	B1-U0-G1	3865	72	B1-U0-G1	4228	78	B1-U0-G1
72W32LED4K-G3-x	32	700	68	5526	81	B1-U0-G1	5525	81	B1-U0-G1	4876	72	B1-U0-G2	5333	78	B1-U0-G2
97W32LED4K-G3-x	32	1050	101	7620	75	B1-U0-G1	7619	75	B1-U0-G2	6723	67	B1-U0-G2	7353	73	B1-U0-G2
55W48LED4K-G3-x	48	350	53	4647	88	B1-U0-G1	4647	88	B1-U0-G1	4100	77	B1-U0-G1	4485	85	B1-U0-G1
80W48LED4K-G3-x	48	530	79	6668	84	B1-U0-G1	6666	84	B1-U0-G2	5882	75	B1-U0-G2	6434	81	B1-U0-G2
108W48LED4K-G3-x	48	700	102	8408	82	B1-U0-G2	8406	82	B1-U0-G2	7418	73	B1-U0-G2	8113	80	B1-U0-G2
140W48LED4K-G3-x	48	1050	152	11594	76	B1-U0-G2	11592	76	B1-U0-G2	10229	67	B1-U0-G2	11189	74	B1-U0-G2
70W64LED4K-G3-x	64	350	71	6213	88	B1-U0-G1	6211	87	B1-U0-G1	5481	77	B1-U0-G2	5994	84	B1-U0-G2
110W64LED4K-G3-x	64	530	102	8911	87	B1-U0-G2	8909	87	B1-U0-G2	7861	77	B1-U0-G2	8598	84	B1-U0-G2
90W80LED4K-G3-x	80	350	88	7670	87	B1-U0-G1	7668	87	B1-U0-G2	6766	77	B1-U0-G2	7401	84	B1-U0-G2
135W80LED4K-G3-x	80	530	132	11002	83	B1-U0-G2	11000	83	B1-U0-G2	9706	74	B1-U0-G2	10617	80	B1-U0-G2

Actual performance may vary due to installation variables including optics, mounting/ceiling height, dirt depreciation, light loss factor, etc.; highly recommended to confirm performance with a layout - contact Applications at signify.com/outdoorluminaire.

Note: Some data may be scaled based on tests of similar. But not identical luminaires.

MPTR MetroScape post top

urban luminaire

Specifications

Cage

In a round shape with 4 arms and a built-in mechanical ring, this cage is a one piece die cast A360 Aluminum alloy 0.100 (2.5mm) minimum thickness, mechanically assembled to the fitter.

Fitter:

Made of die cast A360.1 Aluminum alloy 0.100 (2.5mm) minimum thickness, the fitter is complete with a watertight access door giving access to the driver rated IP66, and a terminal block that accepts (#2 max.) wires from the primary circuit. Comes with an easy self adjusting system with two (2) set screws 3/8 16 UNC for ease of maintenance and installation. Fits on a 4" (102mm) outside diameter by 4" (102mm) long tenon.

Finial

Decorative cast 356 aluminum, mechanically assembled.

Hood

Made of die cast A360.1 Aluminum alloy 0.1 (2.5mm) minimum thickness, mechanically assembled to the cast aluminum heat sink.

Access-Mechanism

A die cast A360.1 Aluminum alloy 0.1 (2.5mm) minimum thickness technical ring with latch and hinge.

Light Engine

LED engine is composed of 4 main components: LED lamp / Optical System / Heat Sink / Driver. Electrical components are RoHS compliant.

LEx Lens

Flat Lens: Made of soda lime clear tempered glass, mechanically assembled and sealed onto the ring of the access mechanism.

LED Module

Composed of high-performance white LEDs. Color temperature as per ANSI/NEMA bin Neutral White, 4000 Kelvin nominal (3985K +/- .275K or 3710K to 4260K) or Warm white, 3000 Kelvin nominal (3045K +/- 175K or 2870K to 3220K), CRI 70 Min. 75 Typical.

Optical System

Composed of high performance optical polymer refractor lenses to achieve desired distribution optimized to get maximum spacing, target lumens and a superior lighting uniformity. System is rated IP66. Performance shall be tested per LM 63, LM 79 and TM 15 (IESNA) certifying its photometric performance. Street side indicated. Dark Sky compliant with 0% uplight and U0 per IESNA TM 15.

Heat Sink

Made of cast aluminum optimizing the LEDs efficiency and life. Product does not use any cooling device with moving parts (only passive cooling device).

Driver

High power factor of 95%. Electronic driver, operating range 50/60 Hz. Auto adjusting universal voltage input from 120 to 277 and 347 to 480 VAC rated for both application line to line or line to neutral, Class I, THD of 20% max. Maximum ambient operating temperature from 40°F (40°C) to 130°F (55°C). Certified in compliance to UL1310 cULus requirement. Dry and damp location. Assembled on a unitized removable tray with Tyco quick disconnect plug resisting to 221°F (105°C). Dimmable driver 0-10V. The current supplying the LEDs will be reduced by the driver if the driver experiences internal overheating as a protection to the LEDs and the electrical components. Output is protected from short circuits, voltage overload and current overload. Automatic recovery after correction. Standard built in driver surge protection of 2.5kV (min).

Surge Protector

Surge protector tested in accordance with ANSI/IEEE C62.45 per ANSI/IEEE C62.41.2 Scenario I Category C High Exposure 10kV/10kA waveforms for Line Ground, Line Neutral and Neutral Ground, and in accordance with U.S. DOE (Department of Energy) MSSLC (Municipal Solid State Street Lighting Consortium) model specification for LED roadway luminaires electrical immunity requirements for High Test Level 10kV / 10kA.

Driver options

AST: Pre-set driver for progressive start-up of the LED module(s) to optimize energy management and enhance visual comfort at start-up.

CLO: Pre-set driver to manage the lumen depreciation by adjusting the power given to the LEDs offering the same lighting intensity during the entire lifespan of the LED module.

DMG: Dimmable driver 0-10V.

OTL: Pre-set driver to signal end of life of the LED module(s) for better fixture management.

CDMG: Dynadimmer standard dimming functionalities including pre-programmed scenarios to suit many applications and needs from safety to maximum energy savings.

Order Code	Scenario	Dim. Time	Dim. Level
CDMG525	Safety	4 hours	25% power
CDMG550	Safety	4 hours	50% power
CDMG575	Safety	4 hours	75% power
CDMG25	Median	6 hours	25% power
CDMG50	Median	6 hours	50% power
CDMG75	Median	6 hours	75% power
CDMG25	Economy	8 hours	25% power
CDMG50	Economy	8 hours	50% power
CDMG75	Economy	8 hours	75% power


SRD: Sensor Ready Driver including SR communication (used for dimming and other functionalities), 24V auxiliary supply and a logical signal input (LSI) connected to the top NEMA twist lock receptacle.


SRD1: Sensor Ready Driver including SR communication (used for dimming and other functionalities) but with 24V auxiliary supply and a logical signal input (LSI) not connected to the top NEMA twist lock.


Luminaire options

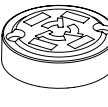
-  **FN1** Decorative finial
-  **FN2** Decorative finial
-  **FN3** Decorative finial
-  **FN4** Decorative finial
-  **FN8** Decorative finial
-  **FN9** Decorative finial
-  **FN10** Decorative finial
-  **FN11** Decorative finial

-  **HS** House side shield

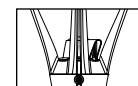
-  **PH8** (allows a 90° rotation) Photoelectric cell, twist-lock type complete with receptacle and decorative polycarbonate (grey) cap with a plastic lens.


-  **PH9** Shorting cap, twist-lock type complete with receptacle.


-  **PHXL** (allows a 90° rotation) Extended life Photoelectric cell, twist-lock type complete with receptacle and decorative polycarbonate (grey) cap with a plastic lens.

-  **RCD** Receptacle 5-pins allowing dimming, can be used with a twist-lock Starsense, shorting cap or a photoelectric cell.

-  **RCD7** Receptacle 7-pins.



-  **TN3** Fitter to fit over a 3" (76 mm) O.D. by 4" (102 mm) tenon.

-  **TN3.5** Fitter to fit over a 3-1/2" (89 mm) O.D. by 4" (102 mm) tenon.

- OVR** Dynadimmer override function.

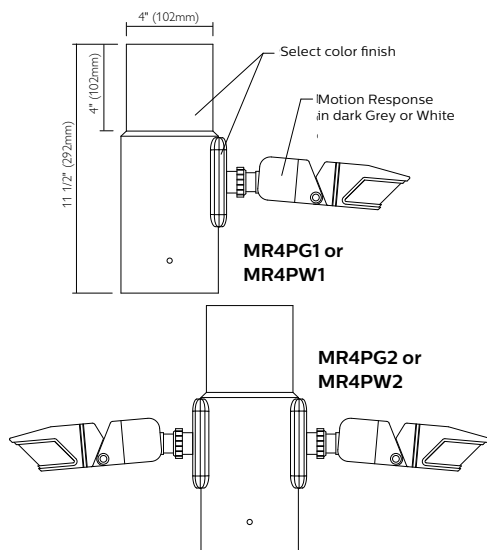
MPTR MetroScape post top

urban luminaire

Specifications (continued)

Luminaire accessories

Motion Response: Tenon mount motion response provides 270° coverage on an adjustable knuckle. The coverage equals to up to 6 times the sensor height. It is an option offered jointly with the Dynadimmer OVR option, that can bring the light up to 100% when the motion response is triggered. It is available in a single or double mounting option. Finish options for the motion response device are white or dark gray. Finish options for the tenon must be specified to match the luminaire and pole. The tenon mount is fully rotatable 360°. This option is available for a 4" OD x 4" long tenon. See instruction sheet for time setting functionality (12 second to 16 minute turn off options) and for mounting instructions.



Finish

The Thermosetting powder coating provided meets the color requirements of the AAMA 2604 specification as measured per ASTM D2244. The Thermosetting product is applied at a dry film of 2.5 to 4.0 mils (64-102 microns) on textured finishes, resulting in a durable long lasting finish.

Textured Finishes:

- BE2TX:** Midnight Blue
- BE6TX:** Ocean Blue
- BE8TX:** Royal Blue
- BG2TX:** Sandstone
- BKTX:** Black
- BRTX:** Bronze
- GN4TX:** Blue Green
- GN6TX:** Forest Green
- GN8TX:** Dark Forest Green
- GNTX:** Green
- GY3TX:** Medium Grey
- RD2TX:** Burgundy
- RD4TX:** Scarlet
- WHTX:** White

Other Finishes:

- GR:** Gray Sandtex
- NP:** Natural Alum.
- TG:** Hammer-tone Gold
- TS:** Hammer-tone Silver

LED manufacturing standard

The electronic components sensitive to electrostatic discharge (ESD) such as light emitting diodes (LEDs) are assembled in compliance with IEC61340 5 1 and ANSI/ESD S20.20 standards so as to eliminate ESD events that could decrease the useful life of the product.

Quality Control

Manufactured to ISO 9001 2008 and ISO 14001 2004 International Quality Standards Certification.

Vibration Resistance

Meets the ANSI C136.31, American National Standard for Roadway Luminaire Vibration specifications for Bridge/overpass applications. (Tested for 3G over 100 000 cycles by an independent lab).

Service Tag

Each individual luminaire is uniquely identifiable, thanks to the Service tag application. With a simple scan of a QR code, placed inside the luminaire, you gain instant access to the luminaire configuration, making installation and maintenance operations faster and easier, no matter what stage of the luminaire's lifetime. Just download the APP and register your product right away.

For more details visit: signify.com/servicetag

Certifications and Compliance

CSA, cULus Listed for Canada and USA. MetroScape is on the DesignLights.

LED Performance

Predicted lumen depreciation data ¹					
Ordering Code	Ambient Temperature (°C)	Driver mA	Calculated L ₇₀ hours ^{1,2}	L ₇₀ per TM-21 ^{2,3}	Lumen Maintenance % @ 60,000 hours
MPTR-135W80LED4K	25°C	530 mA	>100,000	>60,000	94.01%
MPTR-140W48LED4K	25°C	1050 mA	>100,000	>60,000	96.78%

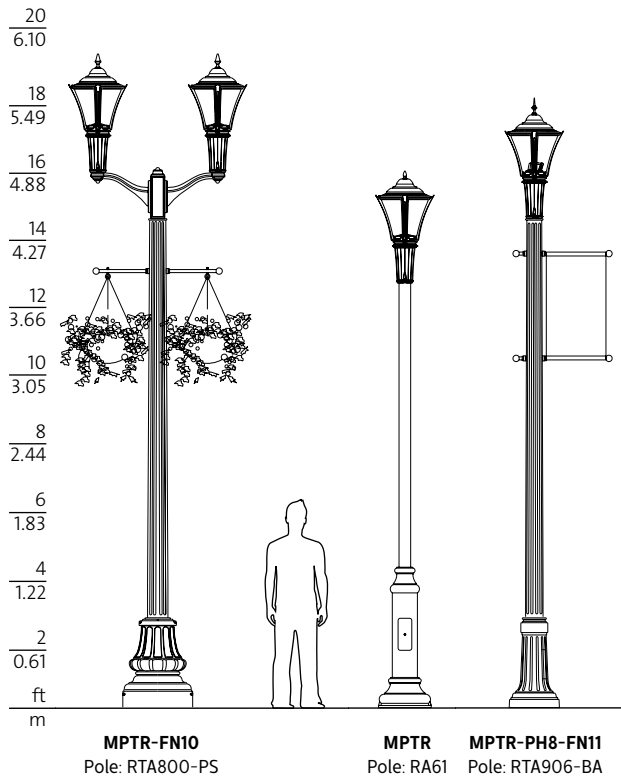
1. Predicted performance derived from LED manufacturer's data and engineering design estimates, based on IESNA LM-80 methodology. Actual experience may vary due to field application conditions.
 2. L₇₀ is the predicted time when LED performance depreciates to 70% of initial lumen output.
 3. Calculated per IESNA TM21-11. Published L₇₀ hours limited to 6 times actual LED test hours.

MPTR MetroScape post top

urban luminaire

Specifications (continued)

Poles



Consult signify.com/outdoorluminaires for details and the complete line of Signify poles and brackets.



© 2020 Signify Holding. All rights reserved. The information provided herein is subject to change, without notice. Signify does not give any representation or warranty as to the accuracy or completeness of the information included herein and shall not be liable for any action in reliance thereon. The information presented in this document is not intended as any commercial offer and does not form part of any quotation or contract, unless otherwise agreed by Signify.

Signify North America Corporation
200 Franklin Square Drive,
Somerset, NJ 08873
Telephone 855-486-2216

Signify Canada Ltd.
281 Hillmount Road,
Markham, ON, Canada L6C 2S3
Telephone 800-668-9008

All trademarks are owned by Signify Holding or their respective owners.