



LumeC **MetroScape LED** post top luminaire features flexible, robust energy-saving solutions for heritage-styled urban architectural lighting. Crowned with an ornamental hood, the post top model comes with a flat lens to highlight the thinness of the LEDs. Includes Service Tag, innovative way to provide assistance throughout the life of the product.

Project: _____
 Location: _____
 Cat.No: _____
 Type: _____
 Lamps: _____ Qty: _____
 Notes: _____

Luminaire ordering guide

Example: MPTR-C-140L1150WW-G1-2-UNV-DMG-RCD7-BKTX

Series	LED Module	Gen.	Optical System	Voltage	Driver Option ³	Luminaire option	Finish
<input type="text"/>	<input type="text"/>	G1	<input type="text"/>	<input type="text"/>	<input type="text"/>	<input type="text"/>	<input type="text"/>
MPTR-C MPTRCC-C MPTRCR-C MPTRRC-C MetroScape LED post top luminaire with Comfort optics	3000K <hr/> 140L450WW 140L650WW 140L1150WW 140L1675WW 140L2100WW <hr/> 4000K <hr/> 140L450NW 140L650NW 140L1150NW 140L1675NW 140L2100NW	G1 Gen 1	1 Type I 2 Type II 3 Type III 4 Type IV 5 Type V	UNV 120-277 VAC 347 347VAC 480 480VAC	CDMGE25 ¹ Economy 8 hrs. 25% reduction CDMGE50 ¹ Economy 8 hrs. 50% reduction CDMGE75 ¹ Economy 8 hrs. 75% reduction CDMGM25 ¹ Median 6 hrs. 25% reduction CDMGM50 ¹ Median 6 hrs. 50% reduction CDMGM75 ¹ Median 6 hrs. 75% reduction CDMGS25 ¹ Safety 4 hrs. 25% reduction CDMGS50 ¹ Safety 4 hrs. 50% reduction CDMGS75 ¹ Safety 4 hrs. 75% reduction DMG 0-10V SRD ¹ Sensor ready driver (standard configuration) SRD1 ¹ Sensor ready driver (alternate configuration)	FN2 Decorative finial FN3 Decorative finial FN4 Decorative finial FN8 Decorative finial FN9 Decorative finial FN10 Decorative finial FN11 Decorative finial FNC Finial painted Copper OVR Dynadimmer override function PH8 ⁴ Twist-lock Photoelectric Cell PH9 ⁴ Shorting cap PHXL ^{1,4} Twist-lock Photoelectric Cell, extended life, UNV (120-277VAC) RCD ² Receptacle for twist-lock photocell or shorting cap, 5-pin (standard) RCD7 ² Receptacle for twist-lock photocell or shorting cap, 7-pin (optional) SP2 20kV / 10kA Surge Protector (optional) TN3 ⁵ Fitter to fit over 3" (76 mm) O.D. by 4" (102 mm) long tenon TN3.5 ⁵ Fitter to fit over 3 1/2" (89 mm) O.D. by 4" (102 mm) long tenon	BE2TX BE6TX BE8TX BG2TX BKTX BRTX GN4TX GN6TX GN8TX GNTX GR GY3TX NP RD2TX RD4TX TG TS WHTX (consult pg 4 for code descriptions)

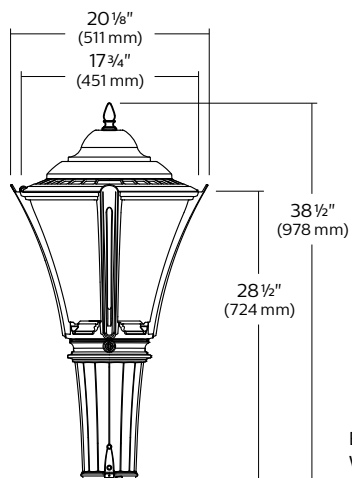
1. Not available with 347V and 480V.
 2. Use of photoelectric cell or shorting cap is required to ensure proper illumination.

3. Select either CDMG or DMG mandatory option.
 4. Either RCD or RCD7 must be selected for this option.
 5. Not available with Motion Response.

MPTR-C MetroScape post top

urban luminaire with comfort optics

Dimensions



EPA: 1.97 sq ft
Weight: 31.1 lbs (14.1 kg)

Motion Response* (must be ordered as a separate item) Example: ACC-120-MR4PGI-BKTX

Series	Voltage	Motion Response module	Finish
ACC			
ACC Accessory	120 120 volt 277 277 volt	MR4PG1 Single grey MR4PG2 Double grey MR4PW1 Single white MR4PW2 Double white	Consult Lumec's Color Chart for complete specifications.

*OVR option is required for Motion Response Accessory

LED Wattage and Lumen Values for 3000K & 4000K fixtures

Ordering Code:	Total LEDs	System current (mA)	Ave. System Watts (W)	Type 1			Type 2			Type 3			Type 4			Type 5		
				Lumen Output	BUG rating	Efficacy (LPW)	Lumen Output	BUG rating	Efficacy (LPW)	Lumen Output	BUG rating	Efficacy (LPW)	Lumen Output	BUG rating	Efficacy (LPW)	Lumen Output	BUG rating	Efficacy (LPW)
MTPR-C 3000K																		
140L450WW-G1	140	450	22	1813	B1-U0-G1	82	1721	B1-U0-G1	78	1888	B1-U0-G1	86	1852	B1-U0-G1	84	1918	B1-U0-G1	87
140L650WW-G1	140	650	31	2597	B1-U0-G1	84	2465	B1-U0-G1	80	2704	B1-U0-G1	87	2653	B1-U0-G1	86	2747	B2-U0-G1	89
140L1150WW-G1	140	1150	51	4256	B2-U0-G2	83	4040	B2-U0-G2	79	4431	B2-U0-G2	87	4347	B1-U0-G1	85	4502	B2-U0-G1	88
140L1675WW-G1	140	1675	75	5964	B3-U0-G3	80	5662	B2-U0-G2	76	6209	B2-U0-G2	83	6092	B2-U0-G2	81	6310	B3-U0-G2	84
140L2100WW-G1	140	2100	95	7158	B3-U0-G3	75	6795	B3-U0-G3	72	7452	B3-U0-G3	78	7312	B2-U0-G2	77	7572	B3-U0-G2	80
MTPR-C 4000K																		
140L450NW-G1	140	450	22	1850	B1-U0-G1	84	1756	B1-U0-G1	80	1926	B1-U0-G1	88	1889	B1-U0-G1	86	1957	B1-U0-G1	89
140L650NW-G1	140	650	31	2649	B1-U0-G1	85	2515	B1-U0-G1	81	2758	B1-U0-G1	89	2706	B1-U0-G1	87	2802	B2-U0-G1	90
140L1150NW-G1	140	1150	51	4341	B2-U0-G2	85	4121	B2-U0-G2	81	4519	B2-U0-G2	89	4434	B2-U0-G2	87	4593	B3-U0-G1	90
140L1675NW-G1	140	1675	75	6084	B3-U0-G3	81	5775	B2-U0-G2	77	6334	B2-U0-G2	84	6214	B2-U0-G2	83	6436	B3-U0-G2	86
140L2100NW-G1	140	2100	95	7301	B3-U0-G3	77	6931	B3-U0-G3	73	7601	B3-U0-G3	80	7458	B2-U0-G2	79	7724	B3-U0-G2	81

Actual performance may vary due to installation variables including optics, mounting/ceiling height, dirt depreciation, light loss factor, etc.; highly recommended to confirm performance with a layout - contact Applications at signify.com/outdoorluminaire.

Note: Some data may be scaled based on tests of similar. But not identical luminaires.

MPTR-C MetroScape post top

urban luminaire with comfort optics

Specifications

Cage

In a round shape with 4 arms and a built-in mechanical ring, this cage is a one piece die cast A360 Aluminum alloy 0.100 (2.5mm) minimum thickness, mechanically assembled to the fitter.

Fitter

Made of die cast A360.1 Aluminum alloy 0.100 (2.5mm) minimum thickness, the fitter is complete with a watertight access door giving access to the driver rated IP66, and a terminal block that accepts (#2 max.) wires from the primary circuit. Comes with an easy self adjusting system with two (2) set screws 3/8 16 UNC for ease of maintenance and installation. Fits on a 4" (102mm) outside diameter by 4" (102mm) long tenon.

Finial

Decorative cast 356 aluminum, mechanically assembled.

Hood

Made of die cast A360.1 Aluminum alloy 0.1 (2.5mm) minimum thickness, mechanically assembled to the cast aluminum heat sink.

Access-Mechanism

A die cast A360.1 Aluminum alloy 0.1 (2.5mm) minimum thickness technical ring with latch and hinge.

Light Engine

Light guide technology provides low-glare, uniform illumination. Composed of 140 LEDs strategically positioned on the edge of the optical plate. Light engine luminous opening size optimized to best achieve a balance between lumen output and optical performance with the need to provide visual comfort. Light engine frame ensures contact with housing to provide heat conduction and sealing against the elements. Light engine is RoHS compliant. Maximum ambient operating temperature up to 40°C(104°F). Standard color temperatures: 3000K +/- 130K, 4000K +/- 130K, Minimum CRI of 70. Also available in 2700K, 3500K, 5000K and Amber (>590nm) with extended lead times. Contact factory for details.

Optical System

The advanced LED comfort optical system provides Types 1, 2, 3, 4 and 5. Composed of high performance UV-stabilized optical grade lens with molded micro-optics to achieve desired distribution optimized to get an exceptional lighting uniformity. Performance tested per LM-79 and TM-15 (IESNA) certifying its photometric performance. Street side indicated luminaire designed with 0% uplight (U0 per IESNA TM-15).

Driver

High power factor of 95%. Electronic driver, operating range 50/60 Hz. Auto adjusting universal voltage input from 120 to 277 and 347 to 480 VAC rated for both application line to line or line to neutral, Class 2, THD of 20% max. Maximum ambient operating temperature from 40°F (40°C) to 130°F (50°C). Certified in compliance to UL1310 cULus requirement. Dry and damp location. Assembled on a unitized removable tray with Tyco quick disconnect plug resisting to 221°F (105°C). Dimmable driver 0-10V. The current supplying the LEDs will be reduced by the driver if the driver experiences internal overheating as a protection to the LEDs and the electrical components. Output is protected from short circuits, voltage overload and current overload. Automatic recovery after correction. Standard built in driver surge protection of 2.5kV (min).

Surge Protector

Surge protector tested in accordance with ANSI/IEEE C62.45 per ANSI/IEEE C62.41.2 Scenario I Category C High Exposure 10kV/10kA waveforms for Line Ground, Line Neutral and Neutral Ground, and in accordance with U.S. DOE (Department of Energy) MSSLC (Municipal Solid State Street Lighting Consortium) model specification for LED roadway luminaires electrical immunity requirements for High Test Level 10kV / 10kA.

Optional SP2: 20kV / 10kA surge protection device that provides extra protection beyond the SP1 10kV/10kA level.

Driver options

DMG: Dimmable driver 0-10V.

CDMG: Dynadimmer standard dimming functionalities including pre-programmed scenarios to suit many applications and needs from safety to maximum energy savings.

Order Code	Scenario	Dim. Time	Dim. Level
CDMGS25	Safety	4 hours	25% power
CDMGS50	Safety	4 hours	50% power
CDMGS75	Safety	4 hours	75% power
CDMGM25	Median	6 hours	25% power
CDMGM50	Median	6 hours	50% power
CDMGM75	Median	6 hours	75% power
CDMGE25	Economy	8 hours	25% power
CDMGE50	Economy	8 hours	50% power
CDMGE75	Economy	8 hours	75% power

SRD: Sensor Ready Driver including SR communication (used for dimming and other functionalities), 24V auxiliary supply and a logical signal input (LSI) connected to the top NEMA twist lock receptacle.

SRD1: Sensor Ready Driver including SR communication (used for dimming and other functionalities) but with 24V auxiliary supply and a logical signal input (LSI) not connected to the top NEMA twist lock.

Luminaire options



FN2 Decorative finial



FN3 Decorative finial



FN4 Decorative finial



FN8 Decorative finial



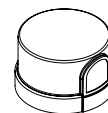
FN9 Decorative finial



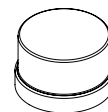
FN10 Decorative finial



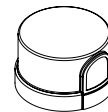
FN11 Decorative finial



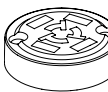
PH8 (allows a 90° rotation) Photoelectric cell, twist-lock type complete with receptacle and decorative polycarbonate (grey) cap with a plastic lens.



PH9 Shorting cap, twist-lock type complete with receptacle.



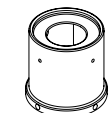
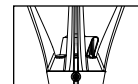
PHXL (allows a 90° rotation) Extended life Photoelectric cell, twist-lock type complete with receptacle and decorative polycarbonate (grey) cap with a plastic lens.



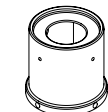
RCD Receptacle 5-pins allowing dimming, can be used with a twist-lock Starsense, shorting cap or a photoelectric cell.



RCD7 Receptacle 7-pins.



TN3 Fitter to fit over a 3" (76 mm) O.D. by 4" (102 mm) tenon.



TN3.5 Fitter to fit over a 3-1/2" (89 mm) O.D. by 4" (102 mm) tenon.

OVR Dynadimmer override function.

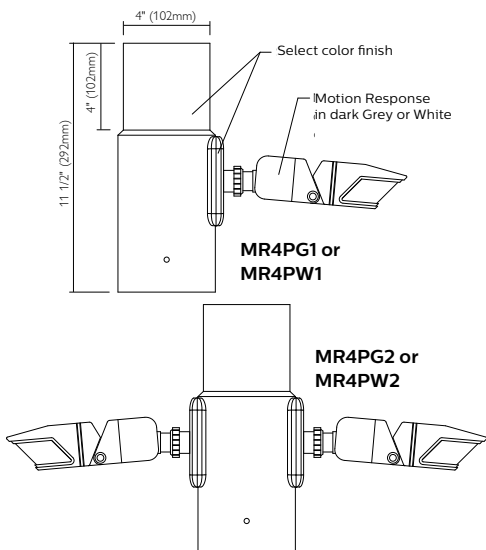
MPTR-C MetroScape post top

urban luminaire with comfort optics

Specifications (continued)

Luminaire accessories

Motion Response: Tenon mount motion response provides 270° coverage on an adjustable knuckle. The coverage equals to up to 6 times the sensor height. It is an option offered jointly with the Dynadimmer OVR option, that can bring the light up to 100% when the motion response is triggered. It is available in a single or double mounting option. Finish options for the motion response device are white or dark gray. Finish options for the tenon must be specified to match the luminaire and pole. The tenon mount is fully rotatable 360°. This option is available for a 4" OD x 4" long tenon. See instruction sheet for time setting functionality (12 second to 16 minute turn off options) and for mounting instructions.



Finish

The Thermosetting powder coating provided meets the color requirements of the AAMA 2604 specification as measured per ASTM D2244. The Thermosetting product is applied at a dry film of 2.5 to 4.0 mils (64-102 microns) on textured finishes, resulting in a durable long lasting finish.

Textured Finishes:

- BE2TX:** Midnight Blue
- BE6TX:** Ocean Blue
- BE8TX:** Royal Blue
- BG2TX:** Sandstone
- BKTX:** Black
- BRTX:** Bronze
- GN4TX:** Blue Green
- GN6TX:** Forest Green
- GN8TX:** Dark Forest Green
- GNTX:** Green
- GY3TX:** Medium Grey
- RD2TX:** Burgundy
- RD4TX:** Scarlet
- WHTX:** White

Other Finishes:

- GR:** Gray Sandtex
- NP:** Natural Alum.
- TG:** Hammer-tone Gold
- TS:** Hammer-tone Silver

LED manufacturing standard

The electronic components sensitive to electrostatic discharge (ESD) such as light emitting diodes (LEDs) are assembled in compliance with IEC61340 5 1 and ANSI/ESD S20.20 standards so as to eliminate ESD events that could decrease the useful life of the product.

Quality Control

Manufactured to ISO 9001 2008 and ISO 14001 2004 International Quality Standards Certification.

Service Tag

Each individual luminaire is uniquely identifiable, thanks to the Service tag application. With a simple scan of a QR code, placed inside the luminaire, you gain instant access to the luminaire configuration, making installation and maintenance operations faster and easier, no matter what stage of the luminaire's lifetime. Just download the APP and register your product right away.

For more details visit: signify.com/servicetag

Certifications and Compliance

CSA, cULus Listed for Canada and USA. Compliant configurations listed on Design Lights Consortium (DLC) qualified products list.

Predicted Lumen Depreciation Data

Ambient Temperature	Driver mA	Calculated L ₇₀ ^{1,2}	L ₇₀ per TM-21 ^{2,3}	Lumen Maintenance %
25°C	Up to 2100 mA	>100,000 hrs	>60,000 hrs	84%

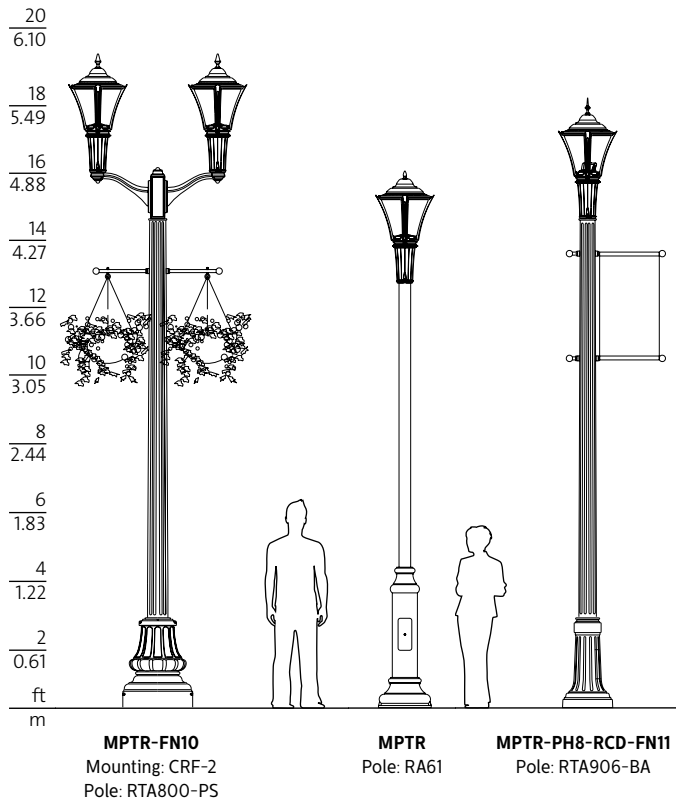
1. Predicted performance derived from LED manufacturer's data and engineering design estimates, based on IESNA LM-80 methodology. Actual experience may vary due to field application conditions.
2. L₇₀ is the predicted time when LED performance depreciates to 70% of initial lumen output.
3. Calculated per IESNA TM21-11. Published L₇₀ hours limited to 6 times actual LED test hours.

MPTR-C MetroScape post top

urban luminaire with comfort optics

Specifications (continued)

Poles



Consult signify.com/outdoorluminaires for details and the complete line of Signify poles and brackets.



© 2020 Signify Holding. All rights reserved. The information provided herein is subject to change, without notice. Signify does not give any representation or warranty as to the accuracy or completeness of the information included herein and shall not be liable for any action in reliance thereon. The information presented in this document is not intended as any commercial offer and does not form part of any quotation or contract, unless otherwise agreed by Signify.

Signify North America Corporation
200 Franklin Square Drive,
Somerset, NJ 08873
Telephone 855-486-2216

Signify Canada Ltd.
281 Hillmount Road,
Markham, ON, Canada L6C 2S3
Telephone 800-668-9008

All trademarks are owned by Signify Holding or their respective owners.