



Creating a warm and friendly ambience with its design while offering high-end technology. The LED **Square Lantern** draws on the designs of yesteryear in order to evoke a feeling of harmony and warmth in any project. This luminaire is another example of how Lumec melds feelings of old-time luminaires with modern lighting techniques and LED technology. This blend of form and function makes the Square Lantern luminaire an excellent choice for any environment.

Project: _____
 Location: _____
 Cat.No: _____
 Type: _____
 Lamps: _____ Qty: _____
 Notes: _____

Ordering guide sample

Luminaire	Lamp	Optical System	Voltage	Mounting & Configuration	Pole*	Finish**
S40-ACDR	100 MH	HX3	120	SFR-CRC-2	RTA900-15	BKTX

* Consult the eCatalog for details and the complete line of poles.

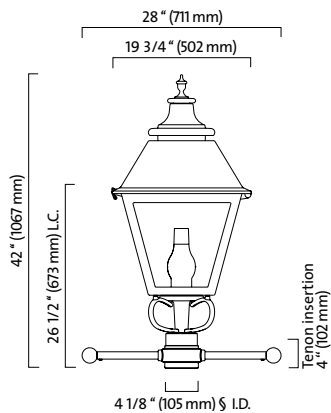
The specially formulated Lumital powder coat finish is available in a range of many standard colors.

** Consult Lumec's Color Chart for complete specifications.

Luminaires

Conform to the UL 1598 and CSA C22.2 No. 250.0-08 standards.

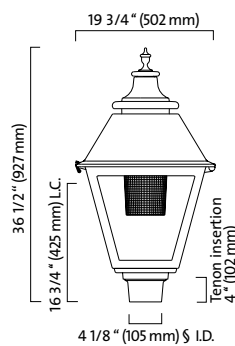
S26A-HX/S26N-HX
(without arm)



Weight: 46 lbs (20.9 kg)

EPA: 3.33 sq. ft.

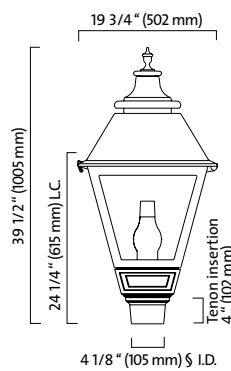
S40-RR-SFR



Weight: 20 lbs (44 kg)

EPA: 2.97 sq. ft.

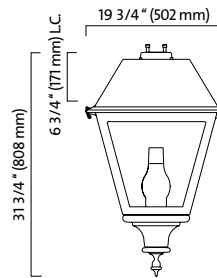
S41-LE3-SF41



Weight: 45 lbs (20.4 kg)

EPA: 3.25 sq. ft.

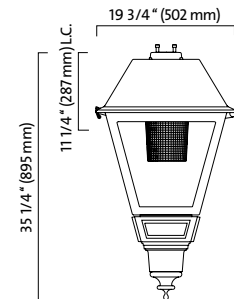
S26P-HX



Weight: 18 lbs (8.2 kg)

EPA: 3.34 sq. ft.

S41P-RR



Weight: 49 lbs (22.2 kg)

EPA: 3.25 sq. ft.

Smartseal lanterns are only available with PC-C and ACDR-C.

PC-C Clear polycarbonate

ACDR-C Acrylic DR

GL-C Clear tempered glass

S26-S40-S41-S26P-S41P Square Lantern

Post Top and Pendant

Lamp/HID

Wattage	S26A/S26N/S40/S41/S41P			S41-GL		
	RACE3 RACE3D RACE5	RR3 RR3MD RR5	HX3 HX5	RACE3 RACE3D RACE5	RR3 RR3MD RR5	HX3 HX5
50 MH, medium	■	■	■	■	■	■
70 MH, medium	■	■	■	■	■	■
100 MH, medium	■	■	■	■	■	■
150 MH, medium	■	■	■	■	■	■
200 MH, mogul	RB	N/A	RB	■	N/A	■
35 HPS, medium	■	■	■	■	■	■
50 HPS, mogul	■	■	■	■	■	■
70 HPS, mogul	■	■	■	■	■	■
100 HPS, mogul	■	■	■	■	■	■
150 HPS, mogul	■	■	■	■	■	■
200 HPS, mogul	RB	N/A	RB	■	N/A	■
250 HPS, mogul	RB	N/A	RB	■	N/A	■
250 PSMH, mogul	RB	N/A	RB	■	N/A	■

■ Available. N/A: Not available. RB: Remote Ballast Required.

Optical System / S26 / S26P / S40 / S41 / S41P (Lamps not included)



HX Optics
Sealed optical chamber consisting of a hydroformed reflector permanently assembled on the globe.

HX3 Asymmetrical
HX5 Symmetrical
> House shield available in option (HS)



RR Optics
Round borosilicate refractor.

RR5 Symmetrical
RR3 Asymmetrical
RR3MD Asymmetrical with deflector



RACE Optics
Round acrylic (max. 100W) or borosilicate (150W and more) refractor with segmented uplight recovery dome

RACE3 Asymmetrical
RACE5 Symmetrical
RACE3D Asymmetrical with deflector

Voltage / HID

HID ¹
120
208
240
277
347
480


1. Multi-top ballast also available.

Options

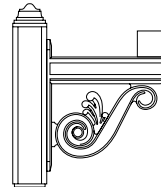
HS House shield (with HX only)

Mountings

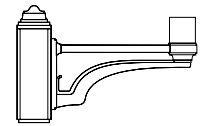
Consult the eCatalog for details and the complete line of mountings.



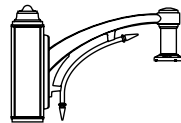
CRA




CRE




CRC



AR



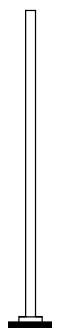
CRAT



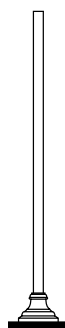
CRH

Poles and Pole Options

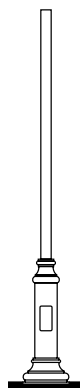
Consult the eCatalog for details and the complete line of poles.



APR4




APR4-LBC3



RA61



RTA400



RTAF800

S26-S40-S41-S26P-S41P Square Lantern

Post Top and Pendant

Assembly examples

