



Lumec's Serenade DSX LED post top luminaires are a beautiful staple of elegance and subtlety with a mighty and brilliant heart. It can be used to accentuate any environment no matter how harsh the prevailing conditions might be. The Serenade is a straightforward, no-nonsense luminaire, designed for performance and reliability.

Project: _____
 Location: _____
 Cat.No: _____
 Type: _____
 Lamps: _____ Qty: _____
 Notes: _____

Ordering guide: Luminaire

Example: S55-72W32LED4K-T-ACDR-LE3-120-DMG-SFX-RC-BKTX

Series	LED module	Lamp type	Globe material	Optical system	Voltage	Driver options	Adaptors
S55		T					
S55 Serenade DSX	4000K 35W32LED4K 55W32LED4K 55W48LED4K 72W32LED4K 80W48LED4K 108W48LED4K	3000K 35W32LED3K 55W32LED3K 55W48LED3K 72W32LED3K 80W48LED3K 108W48LED3K	T ACDR Acrylic globe GL Glass globe	LE2 Type II (ASYM) LE3 Type III (ASYM) LE3W Type III (ASYM) wide LE4 Type IV (ASYM) LE5¹ Type V (SYMM)	120 120V 208 208V 240 240V 277 277V 347 347V 480 480V	AST² Pre-set, progressive start-up CLO² Pre-set, manage lumen depreciation DALI² Pre-set, compatible with the DALI control system O TL² Pre-set to signal end of life of the lamp DMG 0-10V CDMGP² Dimming level set by user CDMGE25² 8 hrs. 25% reduction CDMGE50² 8 hrs. 50% reduction CDMGE75² 8 hrs. 75% reduction CDMGM25² 6 hrs. 25% reduction CDMGM50² 6 hrs. 50% reduction CDMGM75² 6 hrs. 75% reduction CDMGS25² 4 hrs. 25% reduction CDMGS50² 4 hrs. 50% reduction CDMGS75² 4 hrs. 75% reduction	SFOK Oak leaf fitter SFX Standard fitter

Ordering guide (continued)

Luminaire options	Poles & Brackets	Finish
BC Block connector BST Brass decorative cupola BSTC Brass decorative cupola with clear coat CPT Copper decorative cupola CPTC Copper decorative cupola with clear coat CR55 Decorative crown FN2 Decorative finial FN3 Decorative finial FN4 Decorative finial FN8 Decorative finial FN9 Decorative finial FN10 Decorative finial FN11 Decorative finial FNC Finial painted copper HS House Side Shield OVR Override function PH8 Photoelectric cell PH9 Shorting Cap PHXL Photoelectric cell, extended life RC³ Receptacle 3 pins SP2 Surge protector TN2.875C 2 7/8" dia. Tenon adaptor TN3 3" dia. Tenon adaptor TN3.5 3 1/2" dia. Tenon adaptor	Consult signify.com/outdoorluminaires for details and the complete line of Signify poles and brackets.	BE2TX Textured midnight blue BE6TX Textured ocean blue BE8TX Textured royal blue BG2TX Textured Sandstone BKTX Textured black BRTX Textured bronze GN4TX Textured blue green GN6TX Textured forest green GN8TX Textured Dk forest green GNTX Textured green GR Gray sandtex GY3TX Textured medium grey NP Natural aluminum RD2TX Textured burgundy RD4TX Textured scarlet TG Hammertone gold WHTX Textured white

Footnotes

- Not available with HS option.
 - Not available 347-480 volt.
 - Use of photoelectric cell or shorting cap is required to ensure proper illumination.
- Note:** If 5 or 7 pin receptacle is required contact factory.



S55 – S55C1-C2 Serenade DSX LED

Urban Luminaire

Ordering guide: Luminaire

Example: S55C1-72W32LED4K-T-ACDR-LE3-120-DMG-SFX-RC-BKTX

Series	LED module		Lamp type	Globe material	Optical system	Voltage	Driver options	Adaptors
			T					
S55C1 Serenade DSX	4000K	3000K	T	ACDR Acrylic globe GL Glass globe	LE2 Type II (ASYM)	120 120V 208 208V 240 240V 277 277V 347 347V 480 480V	AST ² Pre-set, progressive start-up CLO ² Pre-set, manage lumen depreciation DALI ² Pre-set, compatible with the DALI control system OTL ² Pre-set to signal end of life of the lamp DMG 0-10V CDMGP ² Dimming level set by user CDMGE25 ² 8 hrs. 25% reduction CDMGE50 ² 8 hrs. 50% reduction CDMGE75 ² 8 hrs. 75% reduction CDMGM25 ² 6 hrs. 25% reduction CDMGM50 ² 6 hrs. 50% reduction CDMGM75 ² 6 hrs. 75% reduction CDMGS25 ² 4 hrs. 25% reduction CDMGS50 ² 4 hrs. 50% reduction CDMGS75 ² 4 hrs. 75% reduction	SFOK Oak leaf fitter SFX Standard fitter
	35W32LED4K 55W32LED4K	35W32LED3K 55W32LED3K			LE3 Type III (ASYM) LE3W Type III (ASYM) wide LE4 Type IV (ASYM) LE5 ¹ Type V (SYMM)			
S55C2 Serenade DSX	55W48LED4K 72W32LED4K 80W48LED4K 108W48LED4K	55W48LED3K 72W32LED3K 80W48LED3K 108W48LED3K						

Ordering guide (continued)

Luminaire options			Poles & Brackets	Finish		
BC	Block Connector	FN8	Consult signify.com/outdoorluminaires for details and the complete line of Signify poles and brackets.	BE2TX	Textured midnight blue	
BS	Brass decorative band	FN9		Decorative finial	BE6TX	Textured ocean blue
BSC	Brass decorative band with clear coat	FN10		Decorative finial	BE8TX	Textured royal blue
BST	Brass decorative cupola	FN11		Decorative finial	BG2TX	Textured Sandstone
BSTC	Brass decorative cupola with clear coat	FNC		Finial painted copper	BKTX	Textured black
CPT	Copper decorative cupola	HS		House Side Shield	BRTX	Textured bronze
CPTC	Copper decorative cupola with clear coat	OVR		Override function	GN4TX	Textured blue green
CUC	Copper decorative band with clear coat	PH8		Photoelectric cell	GN6TX	Textured forest green
FN2	Decorative finial	PH9		Shorting Cap	GN8TX	Textured Dk forest green
FN3	Decorative finial	PHXL		Photoelectric cell, extended life	GNTX	Textured green
FN4	Decorative finial	RC ³		Receptacle 3 pins	GR	Gray sandtex
		SP2		Surge protector	GY3TX	Textured medium grey
		TN2.875C		2 7/8" dia. Tenon adaptor	NP	Natural aluminum
		TN3		3" dia. Tenon adaptor	RD2TX	Textured burgundy
		TN3.5		3 1/2" dia. Tenon adaptor	RD4TX	Textured scarlet
					TG	Hammertone gold
				WHTX	Textured white	

Footnotes

- Not available with HS option.
 - Not available 347-480 volt.
 - Use of photoelectric cell or shorting cap is required to ensure proper illumination.
- Note: If 5 or 7 pin receptacle is required contact factory

Ordering guide: Motion Response

Example: ACC-120-MR4PGI-BKTX

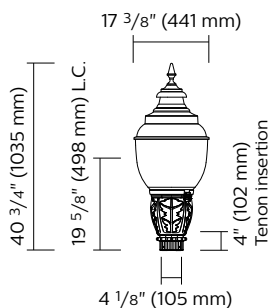
Accessory	Voltage	Module	Finish
ACC			
	120 120V 277 277V	MR4PG1 Single grey MR4PG2 Double grey MR4PW1 Single white MR4PW2 Double white	(Consult Signify representative)

*OVR option is required for Motion Response Accessory

S55 – S55C1-C2 Serenade DSX LED

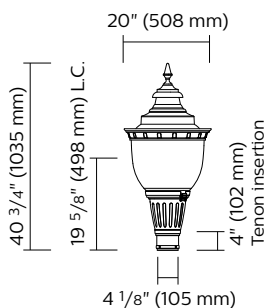
Urban Luminaire

Dimensions



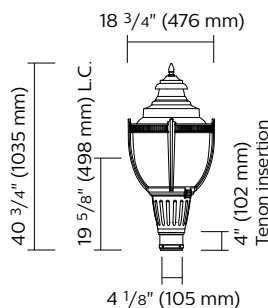
S55-SFOK

EPA: 2.25 sq. ft
Weight: 58 lbs (26.31 kg)



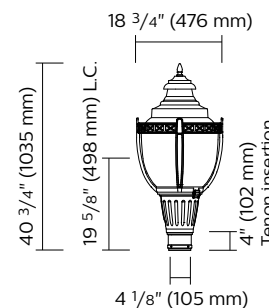
S55-SFX-CR55

EPA: 2.50 sq. ft
Weight: 63 lbs (28.58 kg)



S55C1-SFX

EPA: 2.60 sq. ft
Weight: 62 lbs (28.12 kg)



S55C2-SFX

EPA: 2.57 sq. ft
Weight: 58 lbs (26.31 kg)

Predicted Lumen Depreciation Data

Predicted performance derived from LED manufacturer's data and engineering design estimates, based on IESNA LM-80 methodology. Actual experience may vary due to field application conditions. L₇₀ is the predicted time when LED performance depreciates to 70% of initial lumen output. Calculated per IESNA TM21-11. Published L₇₀ hours limited to 6 times actual LED test hours.

Ambient Temperature °C	Driver mA	Calculated L ₇₀ Hours	L ₇₀ per TM-21	Lumen Maintenance % at 60,000 hrs
35°C	700 mA	>100,000 hours	>60,000 hours	>85%

LED Wattage and Lumen Values: Serenade S55

4000K

Ordering Code	Total LEDs	LED Current (mA)	Average System Watts ¹	Color Temp.	Type LE2			Type LE3			Type LE3W			Type LE4			Type LE5		
					Delivered Lumens ²	Efficacy (LPW)	BUG Rating	Delivered Lumens ²	Efficacy (LPW)	BUG Rating	Delivered Lumens ²	Efficacy (LPW)	BUG Rating	Delivered Lumens ²	Efficacy (LPW)	BUG Rating	Delivered Lumens ²	Efficacy (LPW)	BUG Rating
S55-35W32LED4K-T	32	350	37	4000K	3,498	95	B1-U3-G1	3,551	96	B1-U3-G1	3,746	102	B1-U3-G1	3,649	99	B1-U3-G1	4,028	109	B3-U3-G1
S55-55W32LED4K-T	32	530	55	4000K	4,974	91	B2-U3-G2	5,050	92	B1-U3-G1	5,327	98	B2-U3-G2	5,189	95	B1-U3-G2	5,729	105	B3-U3-G2
S55-72W32LED4K-T	32	700	71	4000K	6,220	87	B2-U3-G2	6,315	89	B2-U3-G2	6,661	93	B2-U3-G2	6,488	91	B1-U3-G2	7,163	100	B3-U3-G2
S55-55W48LED4K-T	48	350	53	4000K	5,196	97	B2-U3-G2	5,409	101	B1-U3-G2	5,519	104	B2-U3-G2	5,524	104	B1-U3-G2	6,092	114	B3-U3-G2
S55-80W48LED4K-T	48	530	80	4000K	7,402	93	B2-U3-G2	7,706	97	B2-U3-G2	7,863	99	B2-U3-G2	7,870	99	B2-U3-G2	8,678	109	B4-U3-G2
S55-108W48LED4K-T	48	700	104	4000K	9,284	89	B2-U3-G2	9,667	93	B2-U3-G2	9,862	94	B2-U3-G2	9,871	95	B2-U3-G2	10,885	104	B4-U3-G2

1. System input wattage may vary based on input voltage, by up to +/- 10%, and based on manufacturer forward voltage, by up to +/- 8%.
2. Lumen values based on photometric tests performed in compliance with IESNA LM-79.

Note: Some data may be scaled based on tests of similar, but not identical, luminaires.

S55 – S55C1-C2 Serenade DSX LED

Urban Luminaire

LED Wattage and Lumen Values: Serenade S55 (continued)

3000K

Ordering Code	Total LEDs	LED Current (mA)	Average System Watts ¹	Color Temp.	Type LE2			Type LE3			Type LE3W			Type LE4			Type LE5		
					Delivered Lumens ²	Efficacy (LPW)	BUG Rating	Delivered Lumens ²	Efficacy (LPW)	BUG Rating	Delivered Lumens ²	Efficacy (LPW)	BUG Rating	Delivered Lumens ²	Efficacy (LPW)	BUG Rating	Delivered Lumens ²	Efficacy (LPW)	BUG Rating
S55-35W32LED3K-T	32	350	37	3000K	3,132	85	B1-U3-G1	3,180	86	B1-U3-G1	3,354	91	B1-U3-G1	3,267	89	B1-U3-G1	3,607	98	B3-U3-G1
S55-55W32LED3K-T	32	530	55	3000K	4,454	82	B1-U3-G1	4,522	83	B1-U3-G1	4,769	87	B1-U3-G2	4,646	85	B1-U3-G2	5,130	94	B3-U3-G1
S55-72W32LED3K-T	32	700	71	3000K	5,569	78	B2-U3-G2	5,654	79	B2-U3-G2	5,964	84	B2-U3-G2	5,809	81	B1-U3-G2	6,414	90	B3-U3-G2
S55-55W48LED3K-T	48	350	53	3000K	4,652	87	B1-U3-G1	4,843	91	B1-U3-G1	4,942	93	B1-U3-G2	4,946	93	B1-U3-G2	5,454	102	B3-U3-G1
S55-80W48LED3K-T	48	530	80	3000K	6,628	83	B2-U3-G2	6,900	87	B2-U3-G2	7,040	89	B2-U3-G2	7,046	89	B1-U3-G2	7,770	98	B3-U3-G2
S55-108W48LED3K-T	48	700	104	3000K	8,313	80	B2-U3-G2	8,654	83	B2-U3-G2	8,830	85	B2-U3-G2	8,838	85	B2-U3-G2	9,746	93	B4-U3-G2

LED Wattage and Lumen Values: Serenade S55C1-C2

4000K with cage

Ordering Code	Total LEDs	LED Current (mA)	Average System Watts ¹	Color Temp.	Type LE2			Type LE3			Type LE3W			Type LE4			Type LE5		
					Delivered Lumens ²	Efficacy (LPW)	BUG Rating	Delivered Lumens ²	Efficacy (LPW)	BUG Rating	Delivered Lumens ²	Efficacy (LPW)	BUG Rating	Delivered Lumens ²	Efficacy (LPW)	BUG Rating	Delivered Lumens ²	Efficacy (LPW)	BUG Rating
S55Cx-35W32LED4K-T	32	350	37	4000K	3,188	86	B1-U3-G1	3,184	86	B1-U3-G1	3,401	92	B1-U3-G1	3,294	89	B1-U3-G1	3,593	97	B3-U3-G1
S55Cx-55W32LED4K-T	32	530	55	4000K	4,533	83	B2-U3-G2	4,559	83	B1-U3-G1	4,837	89	B1-U3-G2	4,684	86	B1-U3-G2	5,109	94	B3-U3-G1
S55Cx-72W32LED4K-T	32	700	71	4000K	5,668	79	B2-U3-G2	5,691	80	B2-U3-G2	6,048	85	B2-U3-G2	5,857	82	B1-U3-G2	6,388	90	B3-U3-G2
S55Cx-55W48LED4K-T	48	350	53	4000K	4,742	89	B1-U3-G1	4,878	92	B1-U3-G1	5,116	96	B1-U3-G2	5,000	94	B1-U3-G2	5,438	102	B3-U3-G1
S55Cx-80W48LED4K-T	48	530	80	4000K	6,756	85	B2-U3-G2	6,933	87	B2-U3-G2	7,288	92	B2-U3-G2	7,123	90	B1-U3-G2	7,747	97	B3-U3-G2
S55Cx-108W48LED4K-T	48	700	104	4000K	8,474	81	B2-U3-G2	8,689	83	B2-U3-G2	9,141	88	B2-U3-G2	8,934	86	B2-U3-G2	9,717	93	B4-U3-G2

3000K with cage

Ordering Code	Total LEDs	LED Current (mA)	Average System Watts ¹	Color Temp.	Type LE2			Type LE3			Type LE3W			Type LE4			Type LE5		
					Delivered Lumens ²	Efficacy (LPW)	BUG Rating	Delivered Lumens ²	Efficacy (LPW)	BUG Rating	Delivered Lumens ²	Efficacy (LPW)	BUG Rating	Delivered Lumens ²	Efficacy (LPW)	BUG Rating	Delivered Lumens ²	Efficacy (LPW)	BUG Rating
S55Cx-35W32LED3K-T	32	350	37	3000K	2,854	77	B1-U3-G1	2,851	77	B1-U3-G1	3,046	83	B1-U3-G1	2,949	80	B1-U3-G1	3,217	87	B3-U3-G1
S55Cx-55W32LED3K-T	32	530	55	3000K	4,059	74	B1-U3-G1	4,082	75	B1-U3-G1	4,331	79	B1-U3-G2	4,194	77	B1-U3-G1	4,575	84	B3-U3-G1
S55Cx-72W32LED3K-T	32	700	71	3000K	5,075	71	B2-U3-G2	5,096	71	B2-U3-G2	5,416	76	B2-U3-G2	5,245	74	B1-U3-G2	5,720	80	B3-U3-G2
S55Cx-55W48LED3K-T	48	350	53	3000K	4,246	80	B1-U3-G1	4,367	82	B1-U3-G1	4,581	86	B1-U3-G2	4,477	84	B1-U3-G2	4,869	91	B3-U3-G1
S55Cx-80W48LED3K-T	48	530	80	3000K	6,050	76	B2-U3-G2	6,208	78	B2-U3-G2	6,526	82	B2-U3-G2	6,377	80	B1-U3-G2	6,937	87	B3-U3-G2
S55Cx-108W48LED3K-T	48	700	104	3000K	7,588	73	B2-U3-G2	7,781	75	B2-U3-G2	8,185	78	B2-U3-G2	7,999	77	B2-U3-G2	8,701	83	B4-U3-G2

1. System input wattage may vary based on input voltage, by up to +/- 10%, and based on manufacturer forward voltage, by up to +/- 8%.

2. Lumen values based on photometric tests performed in compliance with IESNA LM-79.

Note: Some data may be scaled based on tests of similar, but not identical, luminaires.

S55 – S55C1-C2 Serenade DSX LED

Urban Luminaire

Specifications:

Housing

Finial: Decorative cast 356 aluminum, mechanically assembled.

Hood: Spun aluminum 1100 0 dome, permanently assembled to the globe.

Guard (S55C1/C2 only): In a round shape, this guard is made of four cast aluminum 356 decorative arms and one decorative ring. The guard is welded to the fitter.

Fitter: Cast aluminum A360.1 c/w 4 set screws 3/8-16 UNC. Fits on a 4"(102mm) outside diameter by 4"(102mm) long tenon.

Access-mechanism

A cast A360.1 aluminum technical ring with latch and hinge. The mechanism shall offer tool free access to the inside of the luminaire. An embedded memory retentive gasket shall ensure weatherproofness.

Light engine

LEDgine composed of 5 main components:

Heat Sink / Globe / LED lamp / Driver / Optical System

Electrical components are RoHS compliant.

LED engine

LED type: Lumileds LUXEON T. Composed of high-performance white LEDs. Color temperature as per ANSI/NEMA bin Neutral White, 4000 Kelvin nominal (3985K +/- 275K or 3710K to 4260K) or Warm white, 3000 Kelvin nominal (3045K +/- 175K or 2870K to 3220K), CRI 70 Min. 75 Typical.

Globe

One-piece, seamless, injection-molded impact-resistant (DR) acrylic or Glass globe having an inner prismatic surface with semi-prismatic house side shield and glare softening prisms on the street side. The smooth external finish offers self-cleaning properties. The globe is permanently sealed onto the access-mechanism.

Heat sink

Made of cast aluminum optimising the LEDs efficiency and life. Product does not use any cooling device with moving parts (only passive cooling device).

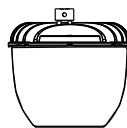
Driver

Driver comes standard with dimming compatible 0-10V. High power factor of 95%. Electronic driver, operating range 50/60 Hz. Auto adjusting universal voltage input from 120 to 277 VAC rated for both application line to line or line to neutral, Class I, THD of 20% max. Maximum ambient operating temperature from 40F(40C) to 130F(55C) degrees. Certified in compliance to UL1310 cULus requirement. Dry and damp location. Assembled on a unitized removable tray with Tyco quick disconnect plug resisting to 221F(105C) degrees. The current supplying the LEDs will be reduced by the driver if the driver experiences internal overheating as a protection to the LEDs and the electrical components. Output is protected from short circuits, voltage overload and current overload. Automatic recovery after correction. Standard built in driver surge protection of 2.5kV (min).

Optical system

Composed of high performance optical grade PMMA acrylic refractor lenses to achieve desired distribution optimized to get maximum spacing, target lumens and a superior lighting uniformity. Optical system is rated IP66. Performance shall be tested per LM 63, LM 79 and TM 15 (IESNA) certifying its photometric performance. Street side indicated.

Prismatic globe: IP66 rated optical system, composed of individual pre-oriented lens to achieve desired distribution, assembled with globe having an inner prismatic surface permanently sealed onto the lower part of the heat sink.



- LE2 - Type II (ASYM)
- LE3 - Type III (ASYM)
- LE3W - Type III (ASYM) Wide
- LE4 - Type IV (ASYM)
- LE5 - Type V (SYMM)

Driver options

AST: Pre-set driver for progressive start-up of the LED module(s) to optimize energy management and enhance visual comfort at start-up.

CLO: Pre-set driver to manage the lumen depreciation by adjusting the power given to the LEDs offering the same lighting intensity during the entire lifespan of the LED module.

DALI: Pre-set driver compatible with the DALI control system.

OTL: Pre-set driver to signal end of life of the LED module(s) for better fixture management.

DMG: Dimmable driver 0-10V.

CDMG: Dynadimmer standard dimming functionalities including pre-programmed scenarios to suit many applications and needs from safety to maximum energy savings.

Ordering Code	Scenario	Dimming Time	Dimming Level
CDMGS25	Safety	4 hours	25% power dimming
CDMGS50	Safety	4 hours	50% power dimming
CDMGS75	Safety	4 hours	75% power dimming
CDMGM25	Median	6 hours	25% power dimming
CDMGM50	Median	6 hours	50% power dimming
CDMGM75	Median	6 hours	75% power dimming
CDMGE25	Economy	8 hours	25% power dimming
CDMGE50	Economy	8 hours	50% power dimming
CDMGE75	Economy	8 hours	75% power dimming

Luminaire options

BC: Block Connector

BST: Brass decorative cupola

BSTC: Brass decorative cupola with clear coat

CPT: Copper decorative cupola

CPTC: Copper decorative cupola with clear coat

FN2: Decorative finial



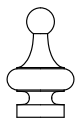
S55 – S55C1-C2 Serenade DSX LED

Urban Luminaire

Specifications (continued)

Luminaire options (continued)

FN3: Decorative finial



FN4: Decorative finial



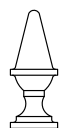
FN8: Decorative finial



FN9: Decorative finial



FN10: Decorative finial



FN11: Decorative finial



FNC: Finial painted copper

HS: House side shield

OVR: Override function

PH8: Photoelectric Cell, Twist-lock Type. Allows a 90 degree rotation.



PH9: Shorting cap, Twist-lock Type



PHXL: Extended life photoelectric cell, Twist-lock Type. Allows a 90° rotation.

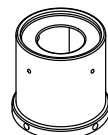


RC: Receptacle 3 pins

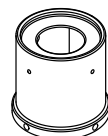


SP2: Integral surge protector

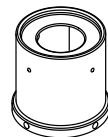
TN2.875: 2-7/8" dia. Tenon adaptor



TN3: 3" dia. Tenon adaptor



TN3.5: 3-1/2" dia. Tenon adaptor



S55 (only)

CR55: Decorative crown

S55C1-C2 (only)

BS: Brass decorative band

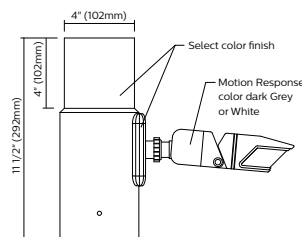
BSC: Brass decorative band with clear coat

CU: Copper decorative band

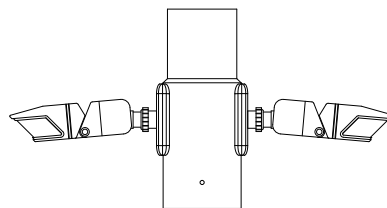
CUC: Copper decorative band with clear coat

Motion Response

Tenon mount motion response provides 270° coverage on an adjustable knuckle. The coverage equals to up to 6 times the sensor height. It is an option offered jointly with the Dynadimmer **OVR** option, that can bring the light up to 100% when the motion response is triggered. It is available in a single or double mounting option. Finish options for the motion response device are white or dark gray. Finish options for the tenon must be specified to match the luminaire and pole. The tenon mount is fully rotatable 360°. This option is available for a 4" OD x 4" long tenon. See instruction sheet for time setting functionality (12 second to 16 minute turn off options) and for mounting instructions.



MR4PG1 or MR4PW1



MR4PG2 or MR4PW2

S55 – S55C1-C2 Serenade DSX LED

Urban Luminaire


Specifications (continued)

Luminaire adaptors

SFOK: Oak leaf fitter. Fits on a 4" (102mm) outside diameter by 4" (102mm) long tenon.



SFX: Standard fitter. Fits on a 4" (102mm) outside diameter by 4" (102mm) long tenon.



Surge Protector

Surge protector tested in accordance with ANSI/IEEE C62.45 per ANSI/IEEE C62.41.2 Scenario I Category C High Exposure 10kV/10kA waveforms for Line Ground, Line Neutral and Neutral Ground, and in accordance with U.S. DOE (Department of Energy) MSSLC (Municipal Solid State Street Lighting Consortium) model specification for LED roadway luminaires electrical immunity requirements for High Test Level 10kV / 10kA. **SP2** 20kV/20kA optional.

Finish

In accordance with the AAMA 2603 standard. Application of polyester powder coat paint (4 mils/100 microns) with +/- 1 mils/24 microns of tolerance. The Thermosetting resins provides a discoloration resistant finish in accordance with the ASTM D2244 standard, as well as luster retention in keeping with the ASTM D523 standard and humidity proof in accordance with the ASTM D2247 finish in accordance with testing performed and per ASTM B117 standard.

Finish Options Include:

- BE2TX:** Textured Midnight Blue
- BE6TX:** Textured Ocean Blue
- BE8TX:** Textured Royal Blue
- BG2TX:** Textured Sandstone
- BKTX:** Textured Black
- BRTX:** Textured Bronze
- GN4TX:** Textured Blue Green
- GN6TX:** Textured Forest Green
- GN8TX:** Textured Dark Forest Green
- GNTX:** Textured Green
- GR:** Gray Sandtex
- GY3TX:** Textured Medium Grey
- NP:** Natural Aluminum
- RD2TX:** Textured Burgundy
- RD4TX:** Textured Scarlet
- TG:** Hammer-tone Gold
- WHTX:** Textured White

Wiring

Gauge (#14) TEW/AWM 1015 or 1230 wires, 6" (152mm) minimum exceeding from luminaire.

Hardware

All exposed screws shall be complete with Ceramic primer-seal base coat to reduce seizing of the parts and offers a high resistance to corrosion. All seals and sealing devices are made and/or lined with EPDM and/or silicone and/or rubber.

Luminaire useful life

Refer to IES files for energy consumption and delivered lumens for each option. Based on ISTMT in situ thermal testing in accordance with UL1598 and UL8750, System Reliability Tool, Advance data and Lumileds LM-80/TM-21 data, expected to reach 100,000+ hours with >L70 lumen maintenance @ 25°C (32LED's at 1050mA is 88,000). Luminaire Useful Life accounts for LED lumen maintenance AND all of these additional factors including: LED life, driver life, PCB substrate, solder joints, on/off cycles, burning hours and corrosion. Entire luminaire is rated for operation in ambient temperature of -40°C / -40°F up to +35°C / +95°F.

LED products (manufacturing standard)

The electronic components sensitive to electrostatic discharge (ESD) such as light emitting diodes (LEDs) are assembled in compliance with IEC61340 5 1 and ANSI/ESD S20.20 standards so as to eliminate ESD events that could decrease the useful life of the product.

Quality control

Manufactured to ISO 9001 2008 standards and ISO 14001-2004 International Quality Standards Certification.

Certifications and Compliance

CSA, cULus Listed for Canada and USA. Serenade LED luminaires are DesignLights Consortium qualified.

S55 – S55C1-C2 Serenade DSX LED

Urban Luminaire

Specifications (continued):

Poles & Brackets Sample configurations.

