



# AREA LIGHT COMPARISON GUIDE

*Area Light fixtures for EVERY mounting height  
and EVERY application*

- Energy efficient, easy contractor-friendly lighting solutions
- Lightweight designs allow for minimal installation effort
- Form factor and lumen packages for every opportunity

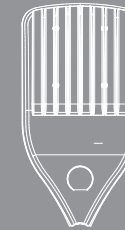
OPS




SSA



MRS



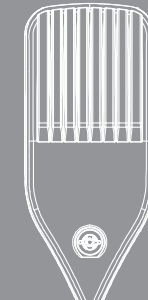
SMA



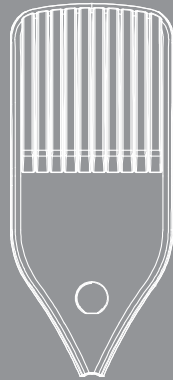
SLM



MRM



MRL





# Outdoor Area Light Comparison Chart

						
	<b>Opulence (OPS)</b>	<b>Mirada Small (MRS)</b>	<b>Mirada Medium (MRM)</b>	<b>Slice Medium (SLM)</b>	<b>Commercial Area Small (SSA)</b>	<b>Commercial Area Medium (SMA)</b>
Markets	Grocery & Pharmacy, Parking Lot/Garage, Petroleum & C-Store, QSR, Retail	Grocery & Pharmacy, Parking Lot/Garage, Petroleum & C-Store, QSR, Retail	Automotive, Grocery & Pharmacy, Parking Lot/Garage, Petroleum & C-Store, QSR, Retail, Sports Venue, Warehouse	Automotive, Grocery & Pharmacy, Parking Lot/Garage, Petroleum & C-Store, QSR, Retail, Sports Venue, Warehouse	Grocery & Pharmacy, Parking Lot/Garage, Petroleum & C-Store, QSR, Warehouse	Grocery & Pharmacy, Parking Lot/Garage, Petroleum & C-Store, QSR, Warehouse
Size L x W x H	21" x 16" x 4"	25" x 13" x 2.5"	31" x 14" x 3"	29" x 16" x 2"	25" x 13" x 3.5"	25" x 13" x 2.5"
Weight	15 lbs	20 lbs	30 lbs	30 lbs	15 lbs	19 lbs
Typical Mounting Height	10 - 20'	15 - 25'	20 - 30'	20 - 30'	15 - 25'	20 - 30'
Drill Pattern	B2	B3	B3	B3	B2	B2
Adjustable Slipfitter	No	Yes	Yes	Yes	Yes	Yes
Lumen Range	3,000 - 14,000	6,000 - 24,000	7,000 - 48,000	9,000 - 48,000	12,000 - 24,000	28,000 - 42,000
LPW Range	125 - 165	112 - 156	117 - 160	112 - 156	135 - 148	135 - 142
IP	66	66	66	66	65	65
DLC 1	In process	Premium	Premium	Premium	Standard & Premium	Standard & Premium
Lens/Optics	Acrylic	Silicone	Silicone	Silicone	Acrylic	Acrylic
Distributions	5Q, 5C, 5R, 3W, 4F, 5D, AD	2, 3, FT, 5W	2, 3, FT, 5W, FTA, AM	2, 3, FT, 5W, FTA, AM	3, FT, 5W	3, FT, 5W
Rotatable Optics		Yes	Yes	Yes	Yes	Yes
CCT/CRI	27K8, 30K8, 35K8, 40K8, 50K8	30K7, 40K7, 50K7	Amber, 30K7, 40K7, 50K7	Amber, 30K7, 40K7, 50K7	40K7, 50K7	40K7, 50K7
Paint Finishes	LSI Standard + Custom Colors	LSI Standard + Custom Colors	LSI Standard + Custom Colors	LSI Standard + Custom Colors	Bronze Only	Bronze Only
Integral Controls	AirLink Blue, IMSBT	AirLink Blue, Airlink Synapse, IMSBT	AirLink Blue, Airlink Synapse, IMSBT, Lutron Lime Light	AirLink Blue, Airlink Synapse, IMSBT	AirLink Blue, IMSBT	AirLink Blue, IMSBT
7-Pin Receptacle	Yes	Yes	Yes	Yes	Yes	Yes
Integral Shielding	No	Yes	Yes	Yes	Yes	Yes
Surge Device	Optional 10kV	Standard 10kV	Standard 10kV	Standard 10kV	Optional 10kV	Optional 10kV
Pricing	\$\$	\$\$	\$\$	\$\$	\$	\$
Companion Products						

1 - Not all versions of this product may be qualified. Please check the DLC Qualified Products List at [www.designlights.org/QPL](http://www.designlights.org/QPL) to confirm which versions are qualified

SELL.T101.B.0322

Visit us online at [www.liscorp.com](http://www.liscorp.com) for more information.

LSI Industries Inc. 10000 Alliance Rd. Cincinnati, OH 45242 · [www.liscorp.com](http://www.liscorp.com) · (800) 436-7800 · ©2021 LSI Industries Inc. All Rights Reserved.