



# ACCESSORY

## Lamps – MR16

### Features

- ❖ Benefits for low voltage landscape lighting
  - Energy savings
  - Even diming light levels
- ❖ Vibrant colors and beam angles for all lighting needs
  - 17°/40°/60° beam angles
  - 5 watt LED: Replaces 35W incandescent
    - 2700K/3000K/4000K/5000K/RGB
  - 7 watt LED: Replaces 50W incandescent
    - 3000K

### Specification

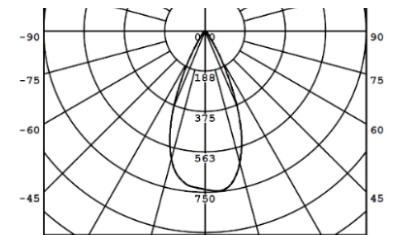
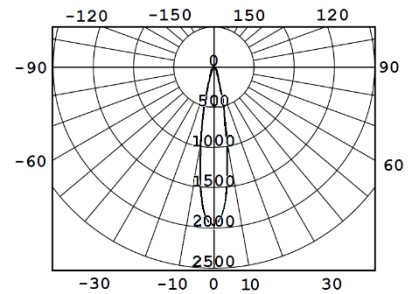
- ❖ 12/24V AC/DC
- ❖ CRI: 80 (Color lamps CRI n/a)
- ❖ Dimmable (color lamps non-dimmable)
- ❖ Base: GU5.3
- ❖ MOL: 2" (50.7 mm)
- ❖ Diameter: 1.9" (50mm)
- ❖ 5 Year/30,000 Hr Warranty

PART #	UPC #	WATTS	BEAM	LUMENS	COLOR	AVG. LIFE	LISTING
L21521D	852140007582	5	17°	420	2700k	30,000 Hr.	ETL
L21524D	852140007575	5	40°	420	2700k	30,000 Hr.	ETL
L21526D	852140007599	5	60°	420	2700k	30,000 Hr.	ETL
L11531D	852140007414	5	17°	430	3000k	30,000 Hr.	ETL
L11534D	852140007186	5	40°	430	3000k	30,000 Hr.	ETL
L21536D	852140007780	5	60°	430	3000k	30,000 Hr.	ETL
L21541D		5	17°	450	4000k	30,000 Hr.	ETL
L21544D	852140007933	5	40°	450	4000k	30,000 Hr.	ETL
L21546D		5	60°	450	4000k	30,000 Hr.	ETL
L21551D		5	17°	460	5000k	30,000 Hr.	ETL
L21554D	852140007841	5	40°	460	5000k	30,000 Hr.	ETL
L21556D		5	60°	460	5000k	30,000 Hr.	ETL
L21731D	852140007445	7	17°	650	3000k	30,000 Hr.	ETL
L21734D	852140007421	7	40°	650	3000k	30,000 Hr.	ETL
L21736D	852140007438	7	60°	650	3000k	30,000 Hr.	ETL
L115B4	852140007216	5	40°		Blue	30,000 Hr.	
L115G4	852140007209	5	40°		Green	30,000 Hr.	
L115R4	852140007193	5	40°		Red	30,000 Hr.	

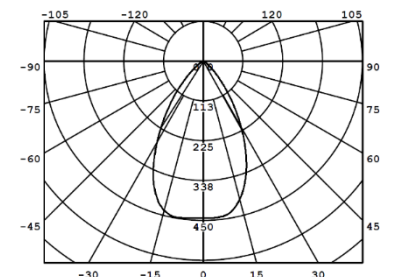
Job Name: \_\_\_\_\_

Date: \_\_\_\_\_

Model: \_\_\_\_\_ Quantity: \_\_\_\_\_



L11534D – 40°



L11536D – 60°