

## Spot ULTRA 35

PROJECT:

TYPE:

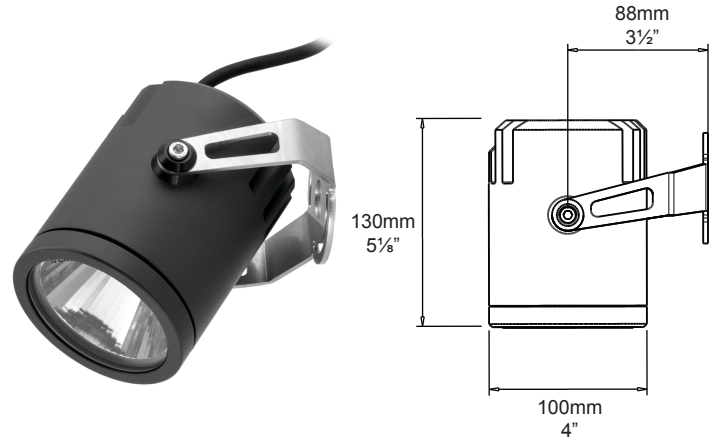
SOURCE:

NOTES:

### SPECIFICATIONS



<b>LED Chip</b>	Cree CXA 1830 field replaceable LED board
<b>Luminaire Output</b>	2700 Lumens minimum @ 700mA (26 watts), delivered from the Luminaire with unobstructed beam
<b>Lumens Per Watt</b>	100 Lumens minimum @ 26 watts, delivered from Luminaire with unobstructed beam
<b>CRI (3000K)</b>	80 Standard, 90+ Optional
<b>Colour Temperatures</b>	2700K, 3000K, 4000K
<b>Beam Angles</b>	13, 20, 25, 34
<b>Ingress Protection</b>	IP66
<b>Warranty</b>	Electronics = 5 years Body Aluminium = 5 years
<b>Standards</b>	BS/EN 60598.2.2 cUL 2108 CE

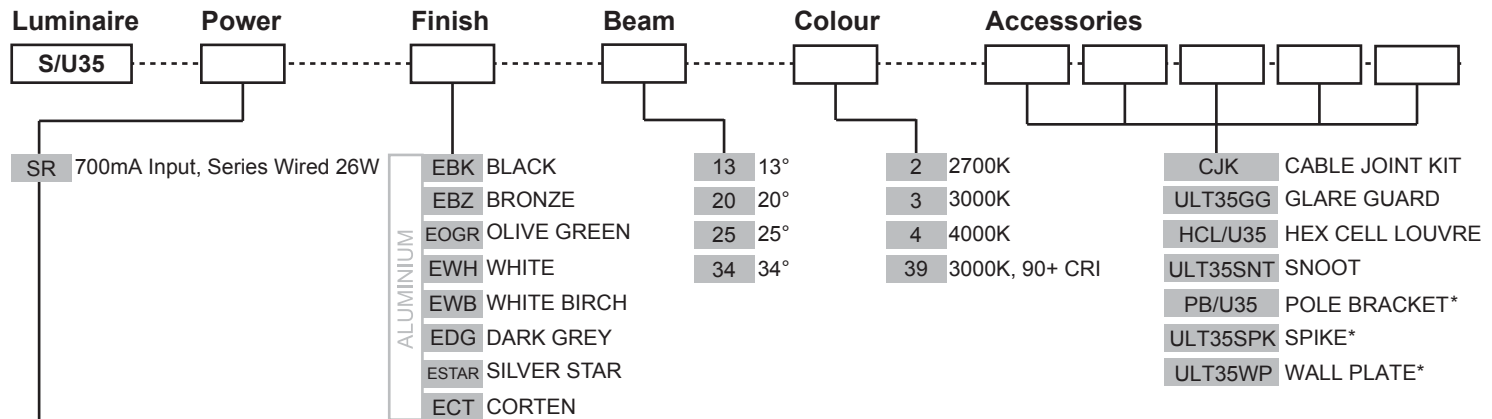


The Ultra 35 Spot must be specified with a mounting accessory.

### PRODUCT CONFIGURATION

Please fill in appropriate codes into boxes provided

Cat. No. S/U35



**SERIES REMOTE:**  
Constant current driver (included) individual fixtures require 37vdc @ 700mA maximum (non dimming). Dimming option available (0-10 volt).

\*Must be specified with a mounting accessory

ADDITIONAL COMMENTS:

# LUMINAIRE CONSTRUCTION

**CNC machined from one of the following metals:**

**Aluminium:**

Body: 101mm (4") high corrosion resistant aluminium rod with chromate substrate and high UV resistant polyester powder coat.  
Colours: Black, Bronze, Silver Star, White, White Birch, Olive Green, Dark Grey, Corten.

**316 Stainless Steel:**

Bracket: laser cut and folded 316 stainless steel.

**Adjustability:**

The fully adjustable head allows 120 degree rotation and 0-120 degree elevation.

**Cable:**

Water resistant rubber.

**Gaskets:**

Silicone, iron impregnated 220°C (428°F).

**Step Lens:**

12mm (1/2") extra clear, low iron, shatter resistant glass.

Lifetime warranty.

**Mounting:**

The mounting bracket is fixed to the surface using two stainless steel screws.

Pole Bracket - mount to pre-installed poles.

Spike - mount into the earth/soft ground.

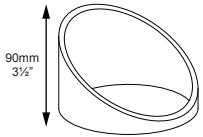
Wall Plate - mount over junction boxes.

**Luminaire Weight:**

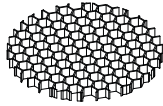
4kg (9lb)

## ACCESSORIES

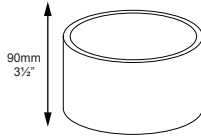
\*Must be specified with a mounting accessory



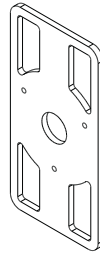
Glare Guard



Hex Cell Louvre



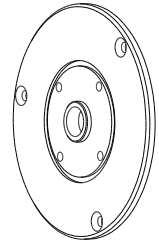
Snoot



Pole Bracket\*



Spike\*



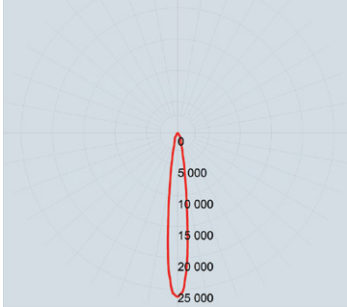
Wall Plate\*  
127mm (5")

## BEAM ANGLES

High efficiency Reflectors. Field replaceable

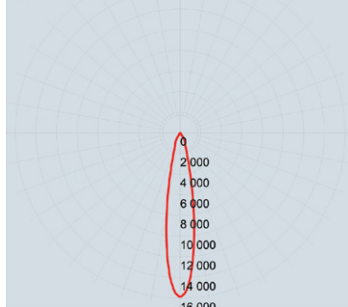
IES files available for download: <http://www.hunzaligning.com/download.php>

2 735 lm  
26 179.5 cd



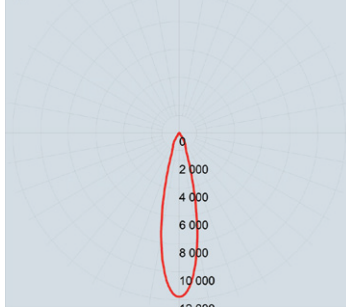
13° FWHM REFLECTOR

2 763 lm  
15 852.2 cd



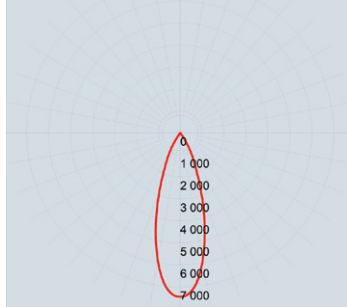
20° FWHM REFLECTOR

2 719 lm  
11 773.2 cd



25° FWHM REFLECTOR

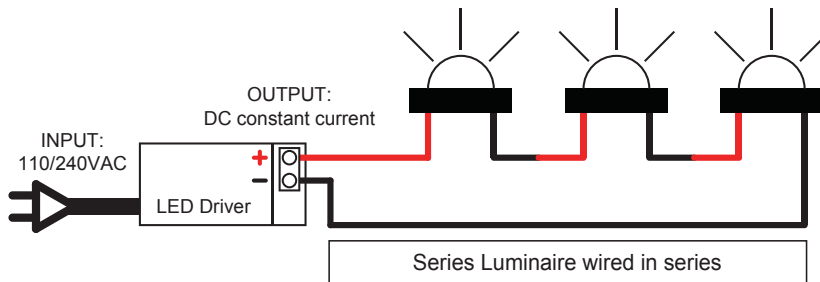
2 760 lm  
7 445.5 cd



34° FWHM REFLECTOR

## WIRING GUIDE

Available for download: [www.hunzaligning.com/download.php](http://www.hunzaligning.com/download.php)



Diagrams are a guide only, wire colours and polarity may change depending on fixture and country

Specifications may change without notification

Aug 2017