

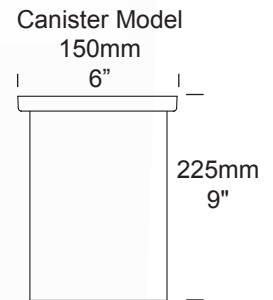
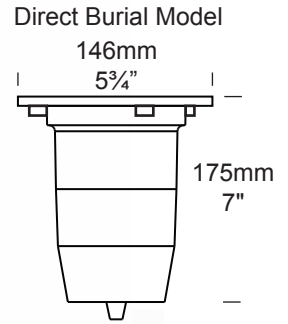
## Safe Touch™ 50 PURE LED

PROJECT:
TYPE:
SOURCE:
NOTES:

### SPECIFICATIONS IK10 IP68

<b>LED Chip</b>	Cree CXA1512 Plug and Play field replaceable LED board
<b>Luminaire Output</b>	1200 Lumens @ 700mA delivered from luminaire with unobstructed beam.
<b>Lumens Per Watt</b>	100 Lumens minimum @ 12 watts, delivered from luminaire with unobstructed beam
<b>CRI (3000K)</b>	85+ Standard, 90+ Optional
<b>Colour Temperatures</b>	2700K, 3000K, 4000K
<b>Beam Angles</b>	15, 30, 40, 70
<b>Ingress Protection</b>	IP68 <i>*not for use in pool or ponds</i>

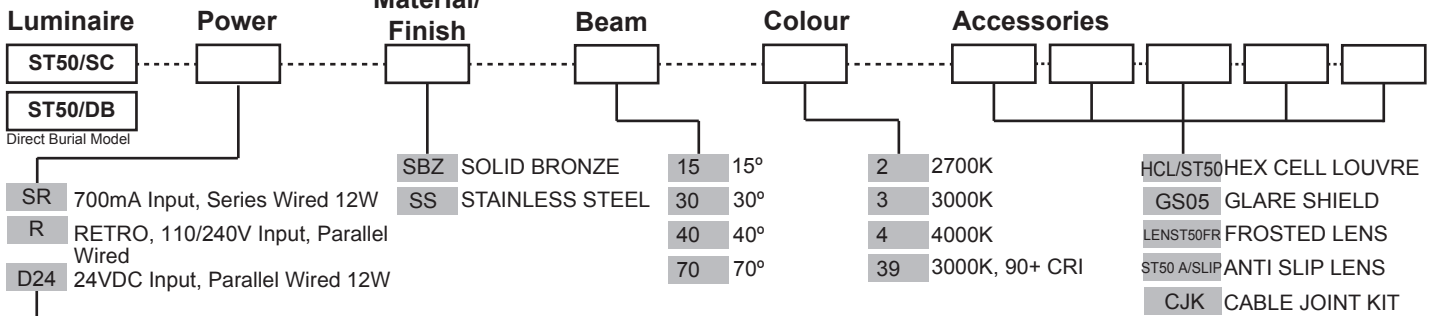
<b>Warranty</b>	Electronics = 5 years Body Aluminium = 5 years
<b>Standards</b>	AS/NZS 61046, EN60598 cUL 1598 CSA C22.2 No. 250.0



### PRODUCT CONFIGURATION

Please fill in appropriate codes into boxes provided

Cat. No. ST50



#### SERIES REMOTE DRIVER:

Constant current driver (included) individual fixtures require 18vdc @ 700mA maximum. 0-10 volt dimming.

#### RETRO 110/240VAC DRIVER:

Input: 90/305vac, 25 watt total (driver included).  
Output: 18vdc, 700mA  
0-10 volt dimming.

#### 24VDC DRIVER:

Input: 24vdc.  
Output: 18vdc @ 700mA constant current (non dimming).  
*Note: not for USA.*

ADDITIONAL COMMENTS:

# LUMINAIRE CONSTRUCTION

**CNC machined from one of the following metals:**

**Aluminium:**

Body: cast from virgin high corrosion resistant, low copper content (0.001%) aluminium alloy. Finished with chromate substrate, Epoxy layer and a UV resistant polyester powder coat colour.  
Colour: Black

**Flanges:** machined from either Solid Bronze 175mm x 6mm (6<sup>7/8</sup>" x 1/4") 316 Stainless Steel 175mm x 6mm (6<sup>7/8</sup>" x 1/4").

All fixing are made from 316 Stainless Steel

**Lens:**

12mm (1/2") extra clear, low iron, shatter resistant glass. Anti Slip option available. Lifetime warranty.

**Gaskets:**

Silicone, iron impregnated 220°C (428°F)

**Cable:**

Water resistant rubber

**Adjustability:**

The gimbal is fully adjustable, allowing 360° rotation and 0-20° elevation.

**Mounting:**

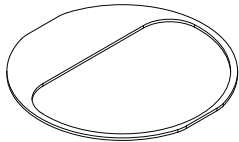
The ST50 is available with a double layer coated alloy mounting canister for casting into the ground or concrete.

Maximum driver over speed is 10kp/h (6mp/h) with a maximum load rating of 2000kgs (4400lbs)

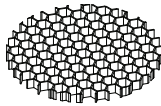
**Luminaire Weight:**

Solid Bronze: 3.5kg (7lb 11oz)  
Stainless Steel: 4kg (8lb 13oz)

## ACCESSORIES



Glare Shield

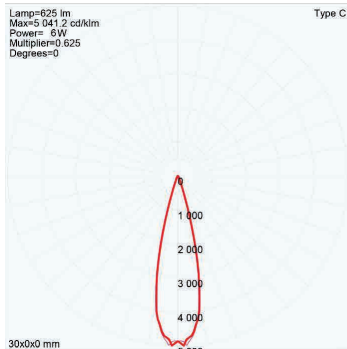


Hex Cell Louvre

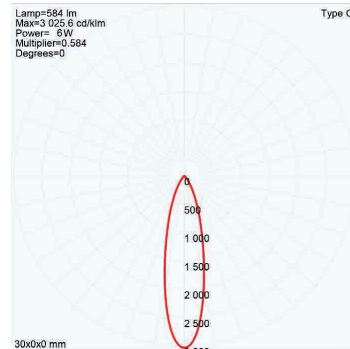
## BEAM ANGLES

High efficiency PMMA TIR lenses. Field replaceable

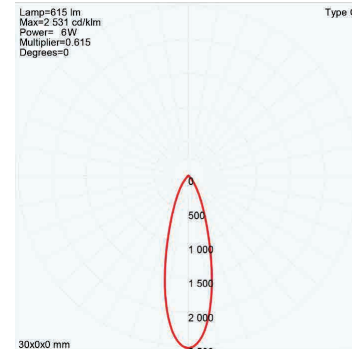
IES files available for download: [hunzalighting.com/downloads](http://hunzalighting.com/downloads)



15° FWHM TIR



30° FWHM TIR

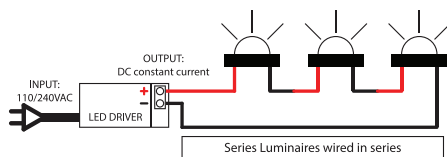


40° FWHM TIR

## WIRING GUIDE

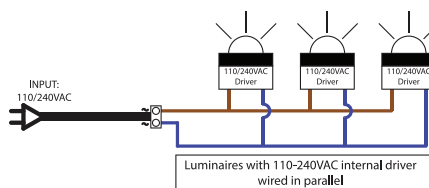
Available for download: [hunzalighting.com/downloads](http://hunzalighting.com/downloads)

**Series/remote driver**



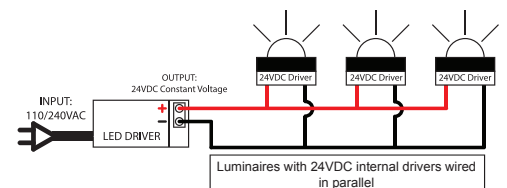
Diagrams are a guide only, wire colours and polarity may change depending on fixture and country

**110/240v integral driver**



Luminaires with 110-240VAC internal driver wired in parallel

**24vdc integral driver**



Luminaires with 24VDC internal drivers wired in parallel

Specifications may change without notification

Aug 2017