

Safe Touch™ 150 ULTRA

PROJECT:

TYPE:

SOURCE:

NOTES:

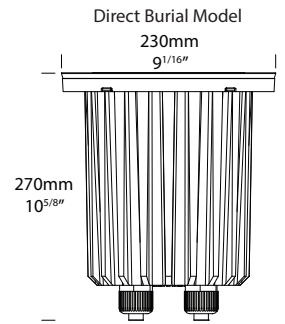
SPECIFICATIONS

IK10 IP68 CE cUL LISTED

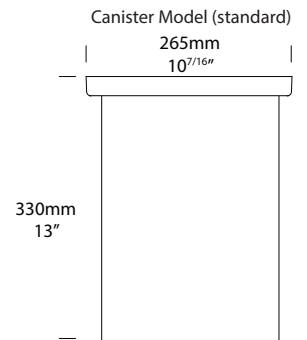
| | |
|----------------------------------|--|
| LED Chip | Cree CXA 2540 field replaceable LED board |
| Luminaire Output | 5000 Lumens @ 1400 (52watts), Delivered from Luminaire with unobstructed beam. |
| Lumens Per Watt | 90 Lumens minimum @ 52 watts, Delivered from Luminaire with unobstructed beam |
| CRI (3000K) | 80 Standard, 90+ Optional |
| Colour Temperatures | 2700K, 3000K, 4000K |
| Beam Angles | 22, 33, 51, Asymmetric |
| Ingress Protection | IP68 <i>*not for use in pool or ponds</i> |
| Inverse Kinematics Rating | IK10 |
| Maximum Load | 2000kgs (4400lbs) |
| Warranty | Electronics = 5 years Body Aluminium = 5 years |
| Standards | BS/EN 60598.2.2 cUL 1598 CE |



ST150/DB



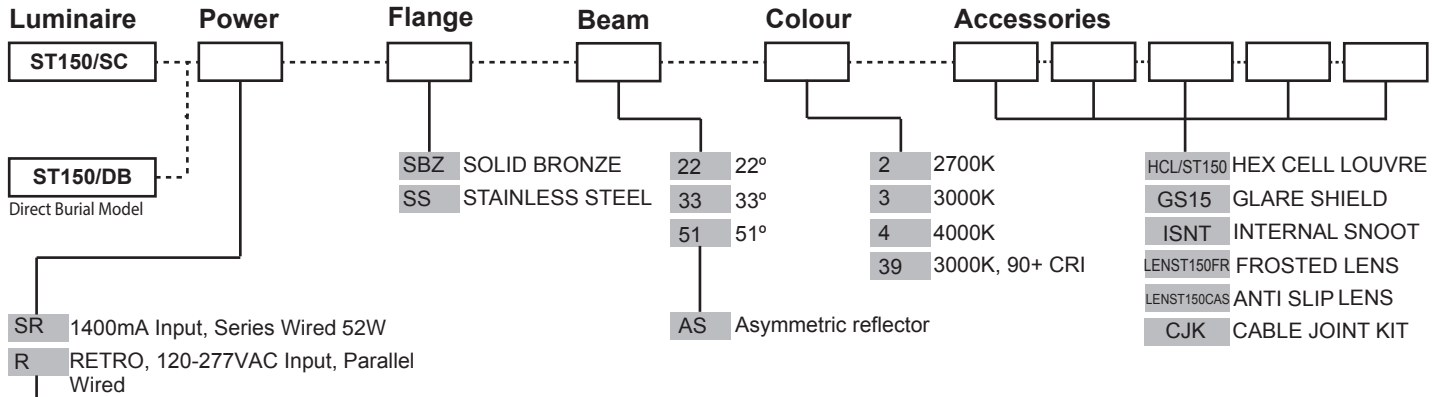
ST150/U/SC



PRODUCT CONFIGURATION

Please fill in appropriate codes into boxes provided

Cat. No. ST150



SERIES REMOTE:
Constant current driver (included). Fixture require 37vdc @ 1400mA maximum. 0-10 volt dimming.

RETRO 110-277vac DRIVER:
Constant current driver (included).
Input: 120, 240, 277 volts.
Output: 60 watts total
37vdc @ 1400mA
0-10 volt dimming.

ADDITIONAL COMMENTS:

LUMINAIRE CONSTRUCTION

CNC machined or cast from one of the following metals:

Body - Cast from virgin high corrosion resistant, low copper content (0.001%) aluminium alloy. Finished with chromate substrate, Epoxy layer and a UV resistant polyester powder coat colour.
Colour - Black.

Flanges - Machined from either
Solid Bronze 260mm x 6mm (10^{1/4}" x 1/4")
316 Stainless Steel 260mm x 6mm (10^{1/4}" x 1/4")

All fixings are made from 316 Stainless Steel

Step Lens:

12mm (1/2") Extra clear, low iron, shatter resistant glass. Anti Slip option available. Lifetime warranty

Gaskets:

Silicone, iron impregnated 220°C (428°F)

Cable:

Water resistant rubber

Adjustability:

The gimbal is fully adjustable, allowing 360° rotation and 0-20° elevation.

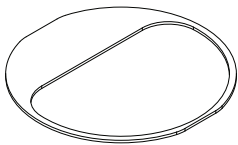
Mounting:

The ST150 is available with a double layer coated alloy mounting canister for casting into the ground or into concrete. Maximum drive over speed 10 kp/h (6mp/h) with a maximum load rating of 2000kgs (4400lbs).

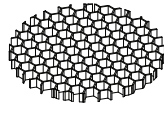
Luminaire Weight:

Stainless Steel 10kg (22lbs 1oz)
Solid Bronze 11kg (24lbs 4oz)

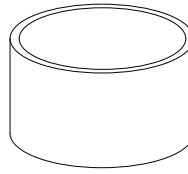
ACCESSORIES



Glare Shield



Hex Cell Louvre

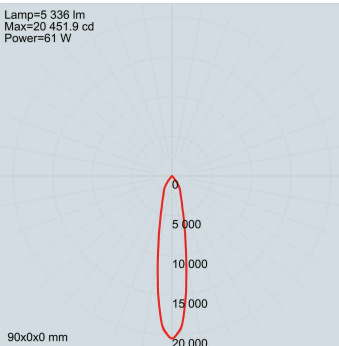


Internal Snoot

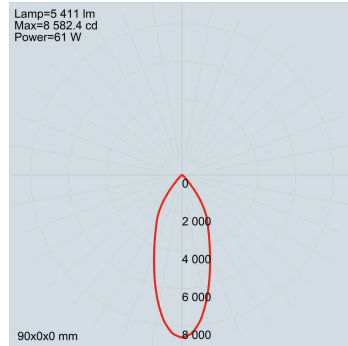
BEAM ANGLES

High efficiency Reflectors. Feild replaceable

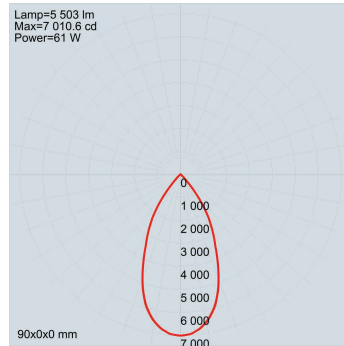
IES files available for download: hunzalighting.com/downloads



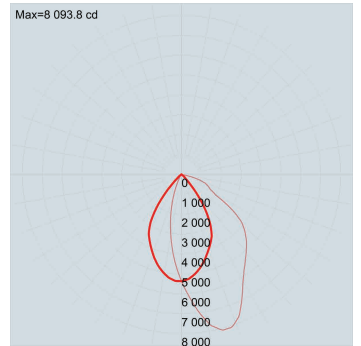
22° FWHM REFLECTOR



33° FWHM REFLECTOR



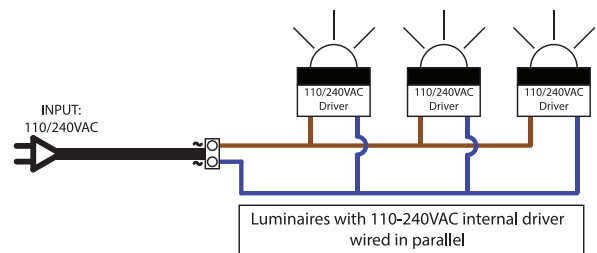
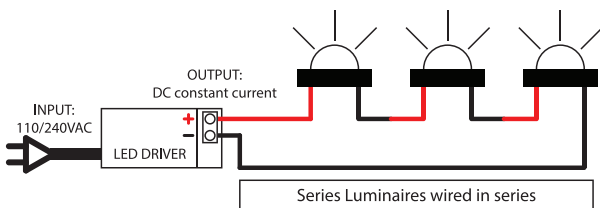
51° FWHM REFLECTOR



ASYMMETRIC REFLECTOR

WIRING GUIDE

Available for download: hunzalighting.com/downloads



Diagrams are a guide only, wire colours and polarity may change depending on fixture and country