

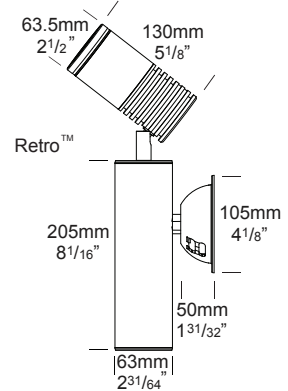
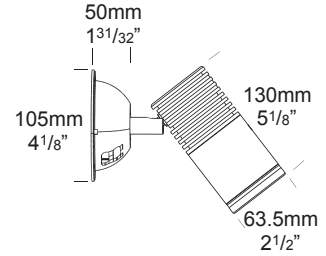
Tree Mount High Power / Retro PURE LED

PROJECT:
TYPE:
SOURCE:
NOTES:

SPECIFICATIONS



LED Chip	Cree CXA1512 Plug and Play field replaceable LED board
Luminaire Output	1200 Lumens @ 700mA, delivered from luminaire with unobstructed beam.
Lumens Per Watt	100 Lumens @ 12 watts minimum, delivered from luminaire with unobstructed beam
CRI (3000K)	85+ Standard, 90+ Optional
Colour Temperatures	2700K, 3000K, 4000K
Beam Angles	15, 30, 40
Ingress Protection	IP66
Warranty	Electronics = 5 years Body Aluminium = 5 years
Standards	AS/NZS 61046 cUL 1598 CSA C22.2 No. 250.0 CE



Retro

PRODUCT CONFIGURATION

Please fill in appropriate codes into boxes provided

Cat. No. TM/HP=

Luminaire	Power	Material/Finish	Beam	Colour	Accessories
TM/HP					

- SR SERIES REMOTE DRIVER
- R RETRO, 110/240V DRIVER
- D24 24VDC DRIVER

- ALUMINIUM
- EBK BLACK
 - EBZ BRONZE
 - EOGR OLIVE GREEN
 - EGW WHITE
 - EWB WHITE BIRCH
 - EDG DARK GREY
 - ESTAR SILVER STAR
 - ECT CORTEN

- 15 15°
- 30 30°
- 40 40°

- 2 2700K
- 3 3000K
- 4 4000K
- 39 3000K, 90+ CRI

- CJK CABLE JOINT KIT
- HCL HEX CELL LOUVRE
- SNT SNOOT
- GG GLARE GUARD
- LF FROSTED LENS
- LKN LOCKING KNUCKLE

SERIES REMOTE DRIVER:
Constant current driver (included) individual fixtures require 18vdc @ 700mA maximum. 0-10 volt dimming.

RETRO 110/240VAC DRIVER:
Constant current driver (included).
Input: 90/305vac, 13 watt total.
Output: 18vdc, 700mA
0-10 volt dimming.

24VDC DRIVER:
Input: 24vdc.
Output: 18vdc @ 700mA constant current (non dimming).
Note: not for USA.

ADDITIONAL COMMENTS:

LUMINAIRE CONSTRUCTION

CNC machined from one of the following metals:

Aluminium:

Body: high corrosion resistant 63.5mm (2^{1/2}") x 10mm (3/8") aluminium.

End cap: solid aluminium 63.5mm (2^{1/2}") rod, with chromate substrate and high UV resistant polyester powder coat.

Colours:

Black, Bronze, Silver Star, White, White Birch, Olive Green, Dark Grey, Corten.

Dome:

Molded from glass-filled polypropylene with snap in 1/2" NPS female adaptor.

Lens:

10mm (3/8") Extra clear, low iron, shatter resistant glass.

Lifetime warranty

Knuckles:

Aluminium luminaires: 360° rotation and 0-90° elevation, solid brass with anti rust spring.

Gaskets:

Silicone, iron impregnated 220°C (428°F)

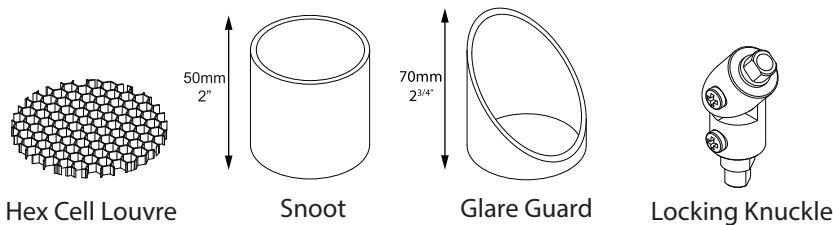
Mounting:

The Tree Mount Dome is secured to the tree with 3 x 95mm (1/8" x 3^{3/4}") 316 stainless steel bolts. The Tree Mount Rubber Strap version is secured to the tree with an adjustable rubber strap. The strap is supplied in a 1m (39^{3/8}") and can be tightened against the tree.

Luminaire Weight:

Alum: 0.870kg (1lb 15oz)

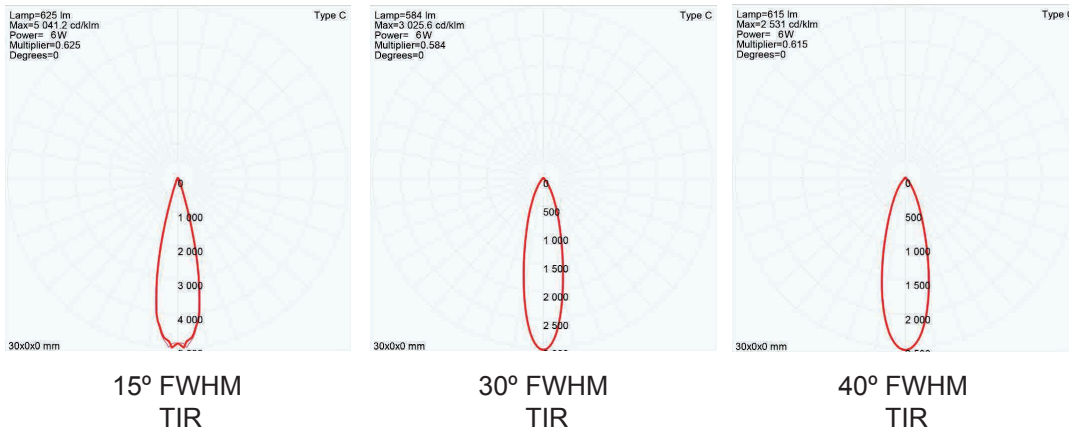
ACCESSORIES



BEAM ANGLES

High efficiency PMMA TIR lenses. Field replaceable

IES files available for download: hunzalighting.com/downloads



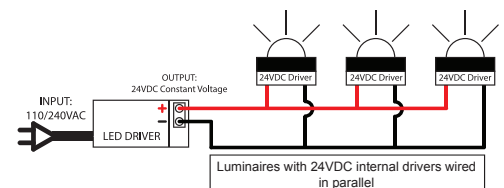
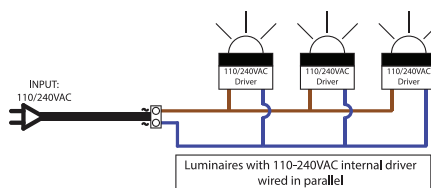
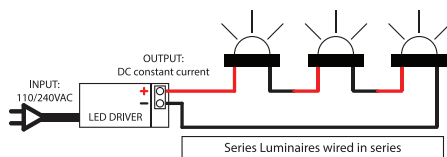
WIRING GUIDE

Available for download: hunzalighting.com/downloads

Series/remote driver

110/240v integral driver

24vdc integral driver



Diagrams are a guide only, wire colours and polarity may change depending on fixture and country

Specifications may change without notification

Aug 2017