

Pond Lite / Pond Lite Weighted Base

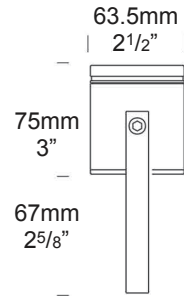
PROJECT:
TYPE:
SOURCE:
NOTES:

PURELED SPECIFICATIONS

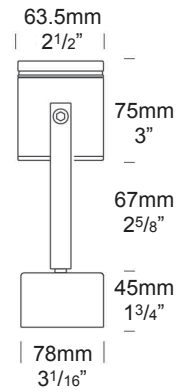
LED Chip	Cree XHP-50-2 Plug and Play field replaceable LED board
Luminaire Output	600 Lumens @ 1050mA (6 watts), 420 Lumens @ 700mA (4 watts), 240 Lumens @ 350mA (2 watts), delivered from luminaire with unobstructed beam.
Lumens Per Watt	100 Lumens @ 6 watts minimum, delivered from luminaire with unobstructed beam
CRI (3000K)	90+
Colour Temperatures	2700K, 3000K, 4000K
Beam Angles	15, 25, 38, 60
Ingress Protection	IP68
Warranty	Electronics = 5 years Body Cop/ SS = 10 years Body Aluminium = 5 years
Standards	AS/NZS 61046, UL676 (12 volt only)



POND/L



POND/W/L



PRODUCT CONFIGURATION

Please fill in appropriate codes into boxes provided

Cat. No. POND/L or POND/W/L

Luminaire	Power	Material/ Finish	Beam	Colour	Accessories
<input type="checkbox"/> POND/L <input type="checkbox"/> POND/W/L	<input type="text"/>	<input type="text"/>	<input type="text"/>	<input type="text"/>	<input type="text"/>
S SERIES, REMOTE DRIVER D3 12VAC, 2W INTEGRAL D7 12VAC, 4W INTEGRAL D10 12VAC, 6W INTEGRAL		ALUMINIUM EBK BLACK EBZ BRONZE EOGR OLIVE GREEN EWH WHITE EWB WHITE BIRCH EDG DARK GREY ESTAR SILVER STAR ECT CORTEN COP SOLID COPPER SS STAINLESS STEEL	15 15° 25 25° 38 38° 60 60°	2 2700K 3 3000K 4 4000K	HCL HEX CELL LOUVRE SNT SNOOT GG GLARE GUARD LF FROSTED LENS CJK CABLE JOINT KIT

SERIES, REMOTE DRIVER REQUIRED:
Constant current driver
Individual fixtures require 6vdc @ 1050mA maximum

12VAC INTEGRAL DRIVER:
Hunza integrated plug and play driver (included)
Input: 9-15VAC.
Output: 6vdc @ D3=350mA, D7=700mA, D10=1050mA (1050mA limited to ≤ 40°C (104°F) ambient temperature in stainless steel)

OTHER LAMP OPTIONS:
 POND/H or POND/W/H - MR16 Halogen 12V Lamp
 POND/SL or POND/W/SL - MR16 LED Retrofit 12V Lamp (lamps vary by market - please refer to supplier for details)
 POND/GUH or POND/W/GUH - GU10 120/240V Halogen Lamp (body length increases for all GU10 lamps)
 POND/GUSL or POND/W/GUSL - GU10 LED Retrofit 120/240V Lamp (lamps vary by market - please refer to supplier for details)

[Click here for halogen specification sheet](#)

[Click here for Remote Power Supply Guidance Charts](#)

LUMINAIRE CONSTRUCTION

CNC machined from one of the following metals:

Aluminium:

Body: high corrosion resistant 63.5mm (2 1/2") x 10mm (3/8") aluminium.

End cap: solid aluminium 63.5mm (2 1/2") rod, low copper aluminium alloy chromate substrate and high UV resistant polyester powder coat.

Colours:

Black, Bronze, Silver Star, White, White Birch, Olive Green, Dark Grey, Corten.

USA/Canada

Aluminium is not approved.

Copper:

Body: 63.5mm (2 1/2") x 10mm (3/8").

End cap: solid copper 63.5mm (2 1/2") rod.

316 Stainless Steel:

Body: 63.5mm (2 1/2") x 10mm (3/8").

End cap: solid 316 stainless steel 63.5 (2 1/2").

Lens:

10mm (3/8") extra clear, low iron, shatter resistant glass.

Lifetime warranty

Gaskets:

Silicone, iron impregnated 220°C (428°F)

Mounting:

Via a "U" bracket that is screwed to the mounting surface. If being used in a pond with a plastic liner then the weighted version should be used. No screws are required for fixing, therefore no leaks.

Cable:

Standard 3 meters

Water resistant rubber

Note:

Copper may not be suitable for use with fish. Fixtures may be mounted to a depth of up to 2 meters.

Luminaire Weight:

Bracket Version

Alum: 0.740kg (1lb 10oz)

Cop: 1.500kg (3lb 5oz)

SS: 1.300kg (2lb 14oz)

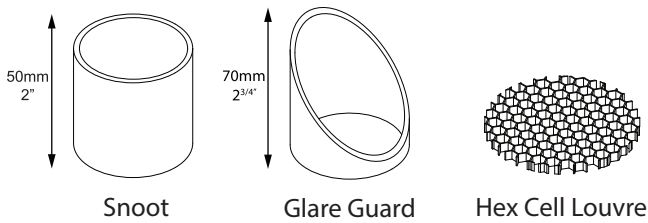
Weighted Version

Alum: 1.165kg (3lb 10oz)

Cop: 2.050kg (4lb 8oz)

SS: 1.880kg (4lb 2oz)

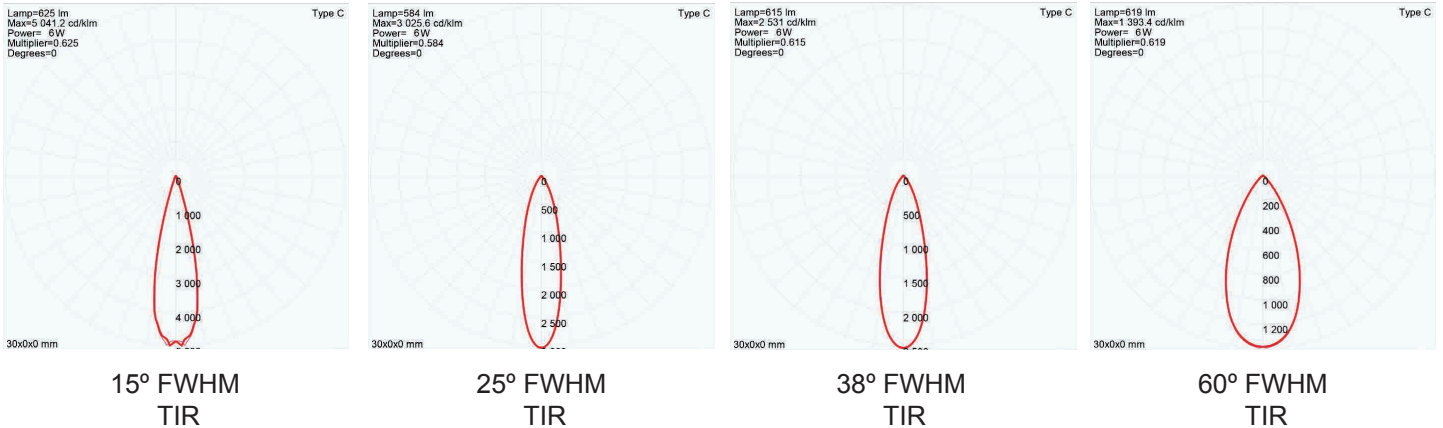
ACCESSORIES



BEAM ANGLES

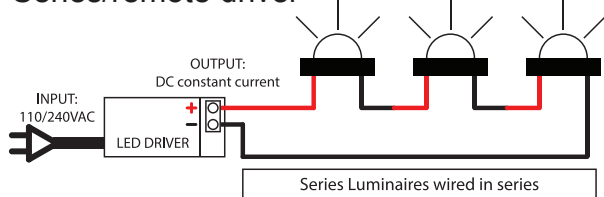
High efficiency PMMA TIR lenses. Field replaceable

IES files available for download: hunzalighting.com/downloads



WIRING GUIDE

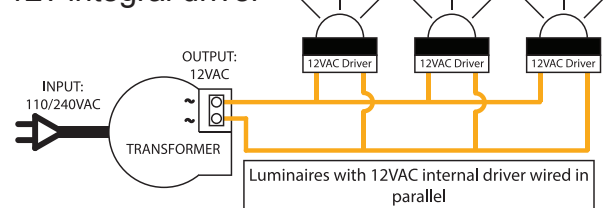
Series/remote driver



Diagrams are a guide only, wire colours and polarity may change depending on fixture and country

Available for download: hunzalighting.com/downloads

12v integral driver



Specifications may change without notification

Aug 2017