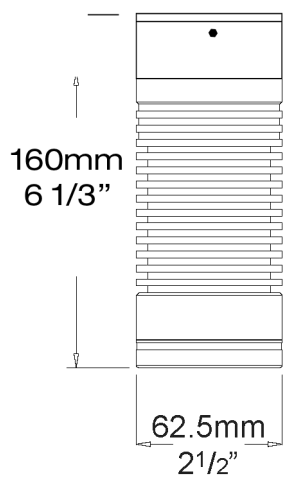


Down Lite Ceiling Mount High Power RGBW

PURELED SPECIFICATIONS  

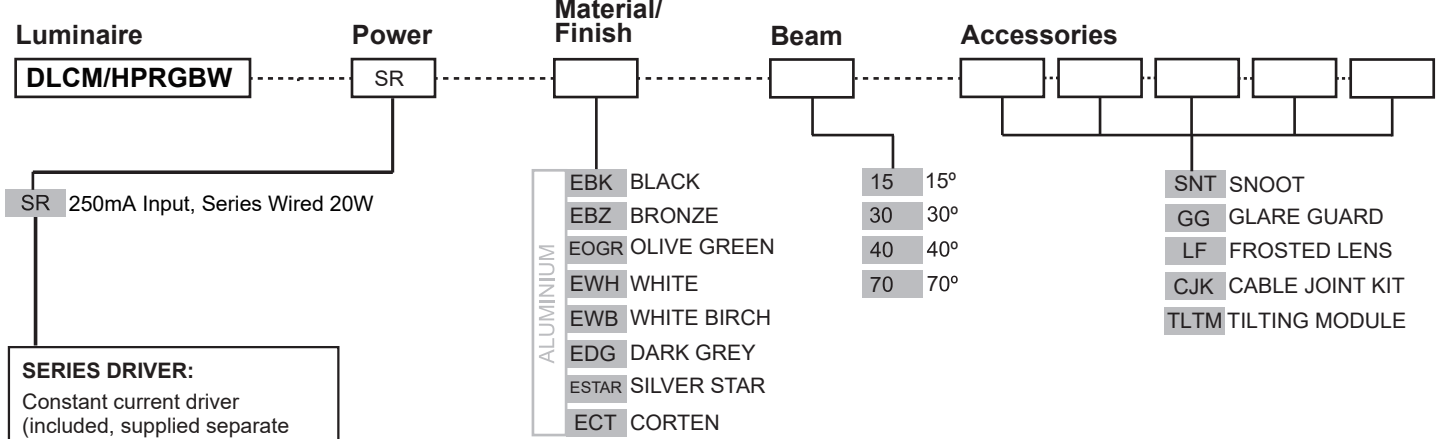
LED Chip	LED Engin Plug and Play field replaceable LED board
Luminaire Output	1000 total Lumens @250mA (20 Watts) with all colours on, Delivered from luminaire with unobstructed beam
Lumens Per Watt	54 Lumens minimum @ 20 watts, delivered from luminaire with unobstructed beam
CRI (6500K)	75CRI White - 6500K
Colour Temperatures	6500K White + Red, Blue, Green
Beam Angles	15, 30, 40, 70
Ingress Protection	IP66
Warranty	Electronics = 5 years Body Aluminium = 5 years
Standards	AS/NZS 61046, EN60598 cUL 1838 CSA 22.2 No. 250.7 CE



PRODUCT CONFIGURATION

Please fill in appropriate codes into boxes provided

Cat. No. DLCM/HPRGBW



SERIES DRIVER:
Constant current driver (included, supplied separate to fixture).

Individual channels require:
Red 15vdc
Green 21.6vdc
Blue 19.2vdc
White 22.4vdc
@250mA maximum.

ADDITIONAL COMMENTS:

LUMINAIRE CONSTRUCTION

CNC machined from one of the following metals:

Aluminium:

Body: high corrosion resistant 63.5mm solid aluminium tube with chromate substrate and high UV resistant polyester "E" powder coat, low

Colours:

Black, Bronze, Silver Star, White, White Birch, Olive Green, Dark Grey, Corten.

Step Lens:

10mm (3/8") extra clear, low iron, shatter resistant glass.

Lifetime warranty

Gaskets:

Silicone, iron impregnated 220°C (428°F)

Mounting:

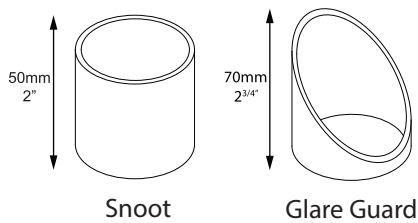
Mount to ceiling via internal flange with three bolts.

Luminaire Weight:

Low voltage

Alum: 0.460kg (1lb)

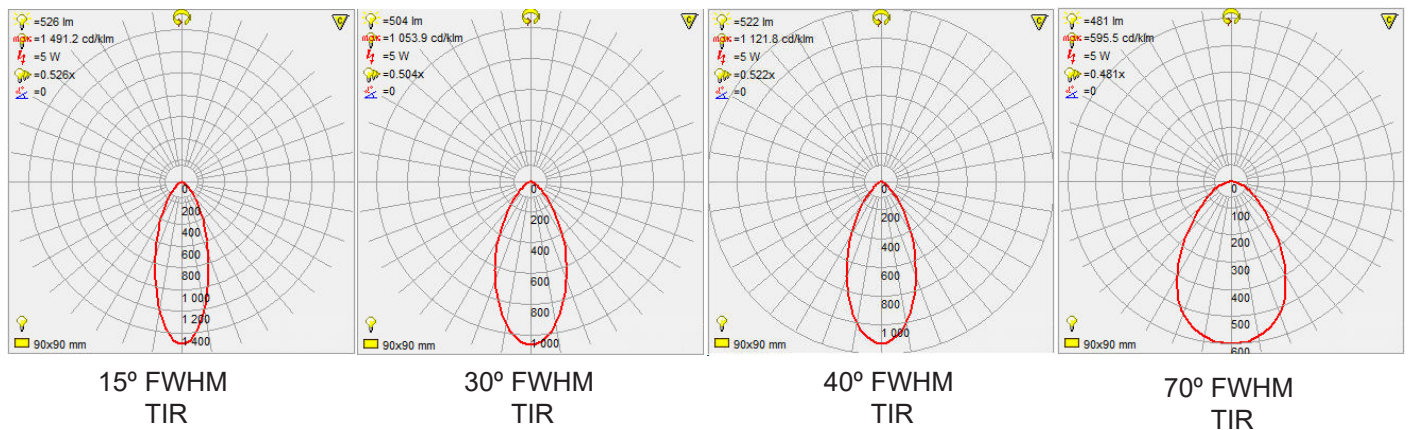
ACCESSORIES



BEAM ANGLES

High efficiency PMMA TIR lenses. Field replaceable

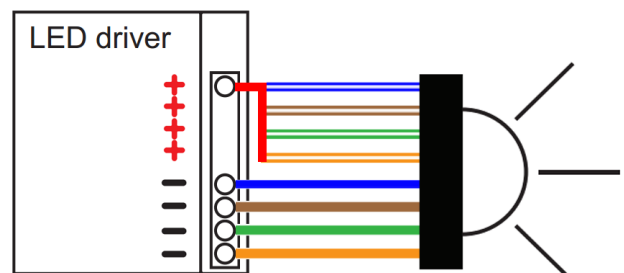
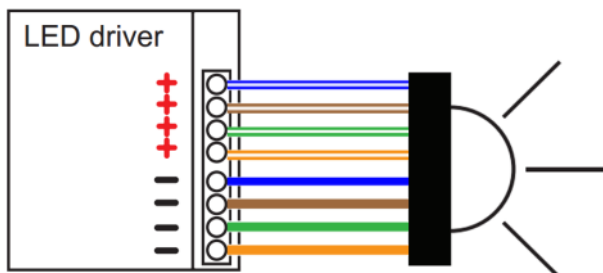
IES files available for download: hunzalighting.com/downloads



WIRING GUIDE

CONSTANT CURRENT - SERIES WIRED

Available for download: hunzalighting.com/downloads



Specifications may change without notification

Sept 2020