

HALO OUTDOOR™

DESCRIPTION

The Diverge™ off-grid lighting system is a portable LED solution, utilizing rechargeable lithium-ion battery technology and multiple charging options for a wide range of applications. Delivering an impressive 2400 lumens at full charge, the fixture includes an integrated dimming control, 360 degree motion sensor, polycrystalline solar panel with 20' cord and two USB interfaces for charging purposes. Suitable for storage, marine, remote location and area lighting where 120V wiring is not available.

Catalog #		Type
Project		
Comments		Date
Prepared by		

SPECIFICATION FEATURES

Construction

- Polycarbonate housing with UV stable frosted acrylic lens
- Polycrystalline 6" x 11" solar panel with glass frame
- Gray housing with integrated LED status indicators
- Horizontal or vertical orientation, wall, eave or suspension mount
- Stainless steel mounting brackets for portable or permanent installation

Electrical


- Li-ion battery capacity 8800mAh
- Mini USB input 5V 2.1A Max
- USB output 5V 2.1A
- Fixture rated for wet locations under cover; solar panel rated for wet locations
- Fixture operating temperature of 0°F to 104°F, battery charging cutoff below 32°F
- Integrated 360° motion sensor, 15' range. Auto shutoff after 3 minutes.
- Integrated photocontrol

Optics

- 2400 lumens maximum, dimmable to 10%

Warranty

- 1 year limited warranty

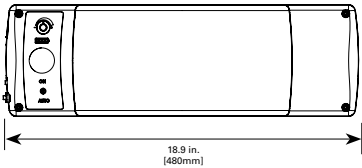


SLWP2040M Diverge Off-Grid Lighting System

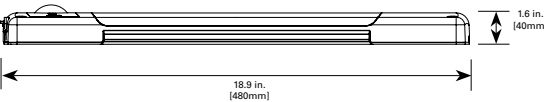
DIMENSIONS

Fixture

Front View

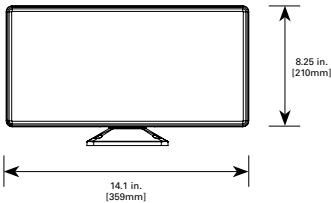


Side View

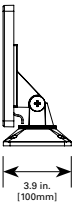


Solar Panel

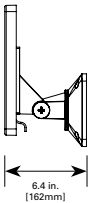
Front View



Side View



Wall Mount



TECHNICAL INFORMATION

Typical Charging Times:			
Power Source	USB	USB	Solar Panel
Input Power	5V 2.1A	5V 1.0A	Full Direct Sun
Charge Time	3.5 Hours	7 Hours	2-3 Days

Approximate Run Times and Initial Lumens Based on Dimming Level:			
All figures assume the battery pack is fully charged.			
Dimming Level	Full Dimming	Half Dimming	No Dimming
Light Output	10%	50%	100%
Run Time	15 Hours	7.5 Hours	80 Minutes
Initial Lumen Output	200	1200	2400
Wattage Equivalent	15W	75W	180W