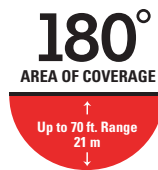


- Installs easily with no wiring needed
- Motion sensor turns light ON automatically at night when motion is detected
- Limitless supply of renewable energy
- Perfect for sheds, barns, decks & pathways
- Provides emergency power in case of storms or other power failures



## 180° Motion Sensor Twin Head Solar Powered LED Floodlight

- Motion sensor detects motion 180° up to 70 ft.
- 520 lumens equivalent to 50W incandescent
- 6 in. x 8 in. solar panel for maximum charging power with 16 ft. cord
- Adjustable time setting for 1 to 3 minutes
- Operates as a single or twin head
- Integral light sensor prevents light from turning ON during daylight hours
- Integral Li-ion rechargeable battery pack



MSLED180W

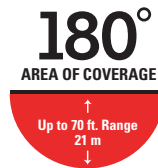


MSLED180

MODEL#	PRODUCT DESCRIPTION	UPC#	MASTER CARTON
MSLED180W	180° Solar Powered LED Floodlight, White	0 80083 56531 3	2Pk
MSLED180	180° Solar Powered LED Floodlight, Black	0 80083 56236 7	2Pk

## 180° Motion Sensor Twin Head Solar Powered LED Floodlight

- Motion sensor detects motion 180° up to 70 ft.
- 1000 lumens equivalent to 90W incandescent
- 6 in. x 8 in. solar panel for maximum charging power with 16 ft. cord
- Adjustable time setting for 1 to 3 minutes
- Integral light sensor prevents light from turning ON during daylight hours
- Integral Li-ion rechargeable battery pack



MST800LW



MST800L

MODEL#	PRODUCT DESCRIPTION	UPC#	MASTER CARTON
MST800LW	180° Solar Powered LED Floodlight, White	0 80083 71281 6	2Pk
MST800L	180° Solar Powered LED Floodlight, Black	0 80083 71281 6	2Pk



Powering Business Worldwide

**Eaton**  
1121 Highway 74 South  
Peachtree City, GA 30269  
P: 770-486-4800  
www.eaton.com/lighting

**Canada Sales**  
5925 McLaughlin Road  
Mississauga, Ontario L5R 1B8  
P: 905-501-3000  
F: 905-501-3172

© 2016 Eaton  
All Rights Reserved  
Printed in USA  
Publication No. SA502035EN  
April 2016

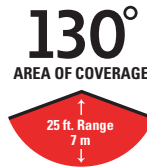
Eaton is a registered trademark.

All other trademarks are property of their respective owners.

Product availability, specifications, and compliances are subject to change without notice.

### 130° Motion Sensor Twin Head Solar Powered LED Floodlight

- Motion sensor detects motion 130° up to 25 ft.
- 320 lumens
- Replaceable Ni-MH batteries
- 3 in. x 5 in. solar panel with 16 ft. cord
- Adjustable time setting for 1 to 3 minutes
- Integral light sensor prevents light from turning ON during daylight hours

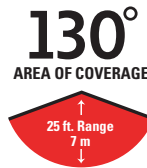


MST1301LW

MODEL#	PRODUCT DESCRIPTION	UPC#	MASTER CARTON
MST1301LW	130° Solar Powered LED Floodlight	0 80083 70970 0	2Pk

### 130° Motion Sensor Single Head Solar Powered LED Floodlight

- Motion sensor detects motion 130° up to 25 ft.
- 240 lumens
- Integral Li-ion rechargeable battery pack
- 3 in. x 5 in. solar panel with 16 ft. cord
- Adjustable time setting for 1 to 3 minutes
- Integral light sensor prevents light from turning ON during daylight hours

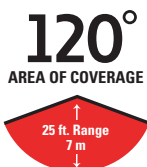


MSS1301LW

MODEL#	PRODUCT DESCRIPTION	UPC#	MASTER CARTON
MSS1301LW	130° Solar Powered LED Floodlight	0 80083 70518 4	2Pk

### 120° Motion Sensor Solar Powered LED Floodlight

- Motion sensor detects motion 120° up to 25 ft.
- 300 lumens, equivalent to 40W incandescent
- Integrated Li-ion batteries provide up to 60 min. run time
- Easy installation with mounting bracket for portable/emergency use
- Integral polycrystalline solar panel, no wiring necessary
- Auto 1 minute fixed time setting



MSLED300W



MSLED300

MODEL#	PRODUCT DESCRIPTION	UPC#	MASTER CARTON
MSLED300	120° LED Solar Wedge, Black	0 80083 72821 3	2Pk
MSLED300W	120° LED Solar Wedge, White	0 80083 74816 7	2Pk