

Project: _____
 Location: _____
 Cat.No: _____
 Type: _____
 Lamps: _____ Qty: _____
 Notes: _____

Breaking new ground with optimal versatility, the FlexScape BL9 has zoomable optics (15° to 35°) & 60° by switching optic element. This adjustable luminaire also has the ability to switch light output in 4 steps.

Ordering guide

Example: L3AE1

Series	Lamping	CCT	Finish	Mount
BL9	D	<input type="checkbox"/> -	<input type="checkbox"/>	S7
BL9 Low Voltage 9W Bullet Lighting	D LED	W Warm (3000K) C Cool (4000K)	A Black H Bronze	S7 Stake

Features

- Housing/Construction: A360° die-cast aluminum, tool-less twist off/on shroud. Teeth to lock aim the knuckle arm for accurate aiming secured by black oxide Phillips-head stainless steel screw and metal locking nut to provide durable mounting of the accent. A 360° die-cast aluminum housing for driver with thermal management creates continuity with housing by repeating similar shape. All gaskets are 100% molded silicone.
- Electrical: 10W (on high setting) Input voltage range (VAC): 10 - 14. Pre-wired with a 3-ft. pigtail for easy hookup to the low voltage supply cable. Driver housed in injected molded case with electronics encapsulated. 12V class 2 driver with integral switch for 4 preset light levels.
- LED Board and Array: Single Luxeon M LED.

- Controls: 12 Volt Class 2 driver with integral switch provides simple customer access to the adjustment between 4 present light levels.
- Optical Systems: Flat glass, low iron tempered clear glass, c-channel gasket slips onto lens without tools or RTV. Zoomable optic / Injection molded acrylic (PMMA) clear, highly polished molded with select surfaces textured. Zoomable lens provides Narrow 15° to Medium 35° beam pattern depending on the position, Inter-changeable lens provides Wide 60 flood output.
- Mounting: 1/2"-14 NPSM male threads to screw onto mounting stake, or other mounting accessory, sold separately.

Finish

Thermoset polyester powder coat is electrostatically applied after a five-stage conversion cleaning process and bonded by heat fusion thermosetting.

Lamps

Integral LED module

Power Supply

Fixtures can be used with the HADCO Low Voltage Transformers series TC152, TSS, TC. Power supplies are available in 150W / 300W / 600W and 900W. Ask your Philips representative for a full list of options.

IP66 Rating

Dust tight and sealed against direct jets of water.

Labels

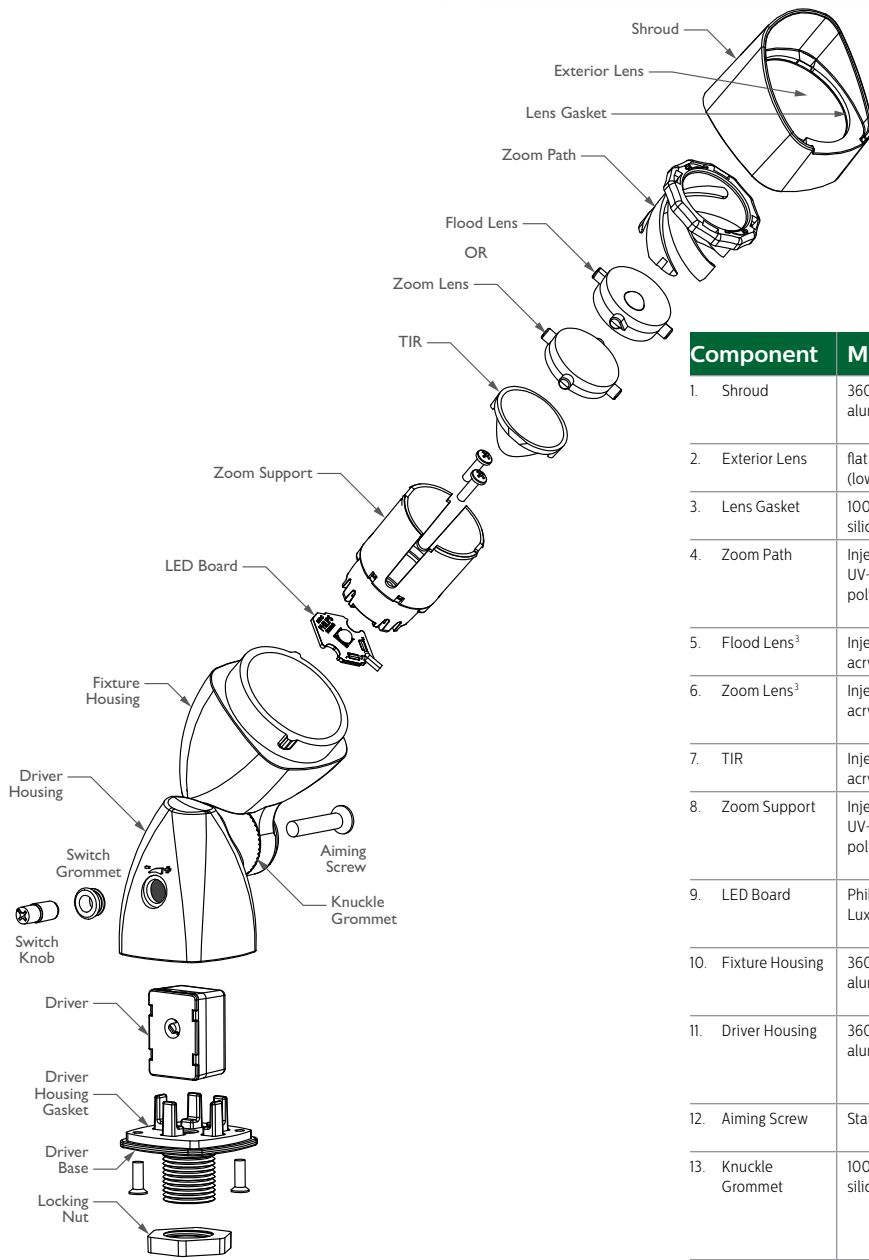
ETL Listed to U.S. safety standards for wet locations. cETL listed to Canadian safety standards for wet locations. Manufactured to ISO 9001:2008 Standards. 5-year limited warranty.

Watts Consumed / Needed to Drive	2.0W	4.5W	8.6W	10.7W
mA	230	600	1100	1500
3K 15°	113	241	429	567
3K 35°	132	284	505	669
3K 60°	111	241	428	561
4K 15°	131	269	477	602
4K 35°	155	316	562	710
4K 60°	131	268	477	598



BL9_REV FlexScape LED

Landscape Accent Aluminum



Component	Material	Finish	Feature/Function
1. Shroud	360° die-cast aluminum	Textured bronze or black, powder-coated aluminum	Tool-less, twist-off /on attachment to housing.
2. Exterior Lens	flat glass (low-iron)	Clear (tempered glass)	Environmental barrier (sealing).
3. Lens Gasket	100% molded-silicone	Black	Molded gasket slips onto lens without tools or RTV.
4. Zoom Path	Injection-molded, UV-resistance polycarbonate	White ¹	Tool-lessly adjustable/removable path for Zoom Lens and Flood Lens, high brightness white for maximum light output.
5. Flood Lens ³	Injection-molded acrylic (PMMA)	Clear ²	Interchangeable lens provides 60° flood output.
6. Zoom Lens ³	Injection-molded acrylic (PMMA)	Clear ²	Interchangeable lens provides 15° to 35° beam depending on position.
7. TIR	Injection-molded acrylic (PMMA)	Clear ²	Snap-in optic shapes beam for zoom and flood lenses.
8. Zoom Support	Injection-molded, UV-resistance polycarbonate	White ¹	Support for TIR and Zoom Path, locates optics precisely relative to LED, high brightness white for maximum light output.
9. LED Board	Philips Lumileds Luxeon M	White solder mask, silk screen printing	Custom PCB with Philips Lumileds Luxeon M, 3000K/4000K.
10. Fixture Housing	360° die-cast aluminum	Textured bronze or black, powder-coated aluminum	Tool-less attachment to shroud, teeth to lock aiming angle
11. Driver Housing	360° die-cast aluminum	Textured bronze or black, powder-coated aluminum	Separate housing for driver helps with thermal management and creates continuity with housing by repeating similar shape.
12. Aiming Screw	Stainless steel	Black (coating for appearance)	Phillips-head screw, loosen slightly to adjust aiming.
13. Knuckle Grommet	100% molded-silicone	Black	Molded gasket presses into knuckle and provides environmental barrier and sealing between optical and driver compartments.
14. Switch Grommet	100% molded-silicone	Black	Molded gasket provides seal around dimming switch.
15. Switch Knob	Injection molded polycarbonate	Black	Switch knob provides simple customer access to dimming switch for easy adjustment between 4 preset light levels.
16. Driver	Injection molded case, electronics, encapsulant	Black	12VAC Class 2 driver with integral switch for multiple light levels.
17. Driver Housing Gasket	100% molded-silicone	Black	Molded gasket provides seal for driver housing. (also acts as strain-relief)
18. Driver Base	360° die-cast aluminum	Textured bronze or black, powder-coated aluminum	Positions driver inside driver housing and provides durable mounting for luminaire.
19. Locking Nut			Metal nut allows orientation of Accent to be locked.

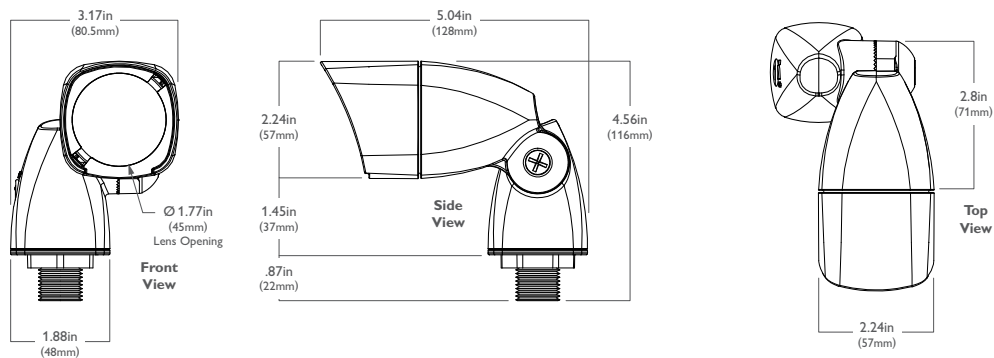
1. Highly polished molded.

2. Highly polished molded, select surfaces textured.

3. Select from either a Zoom or Flood lens optics for customized lighting effects.

BL9_REV FlexScape LED

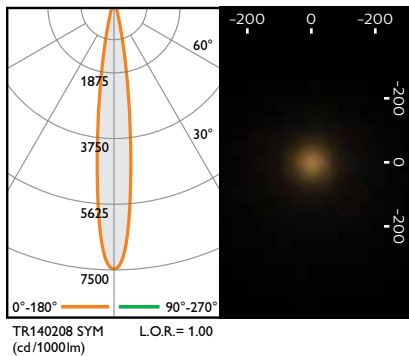
Landscape Accent Aluminum



BL9 Warm 3000 K

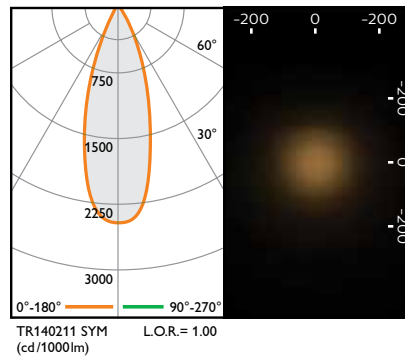
Spot

minimum output



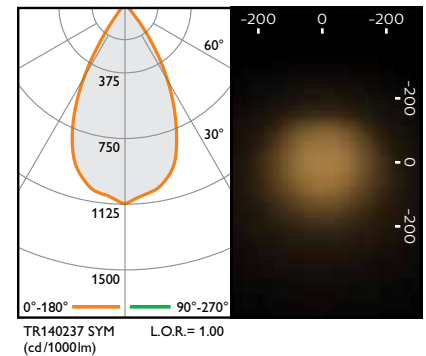
Narrow Flood

minimum output



Flood

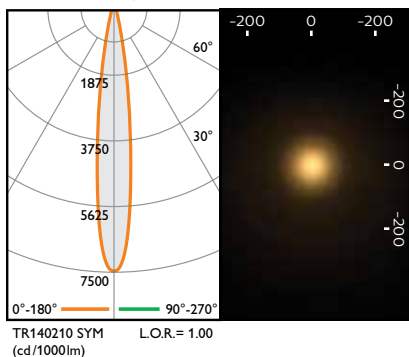
minimum output



BL9 Cool 4000 K

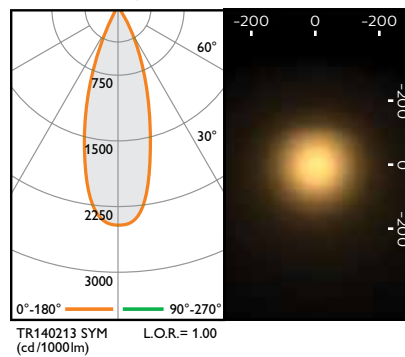
Spot

maximum output



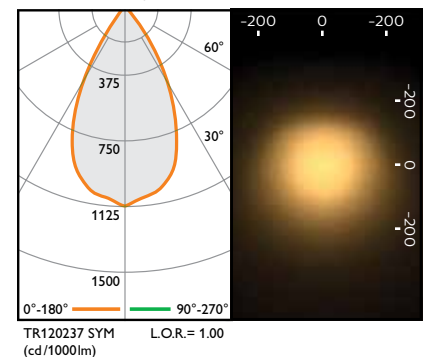
Narrow Flood

maximum output



Flood

maximum output



© 2017 Philips Lighting Holding B.V. All rights reserved.
Philips reserves the right to make changes in specifications and/or to discontinue any product at any time without notice or obligation and will not be liable for any consequences resulting from the use of this publication.
philips.com/luminaires



Philips Lighting North America Corporation
200 Franklin Square Drive, Somerset, NJ 08873
Tel. 855-486-2216

Philips Lighting Canada Ltd.
281 Hillmount Rd, Markham, ON, Canada L6C 2S3
Tel. 800-668-9008