



SFC canopy/ceiling luminaire

Architecturally cohesive

Gardco SlenderForm LED luminaires provide a complete set of LED solutions for every site lighting desire and need. Defined by its high performance, sleek low profile design and rugged construction, whether used under outdoor canopies, on exterior ceilings or in parking garages, the SlenderForm LED canopy luminaire brings exquisite style to an otherwise ordinary environment. Its slim profile and distinctive twin reveals allow the unit to effortlessly complement its surroundings. Utilizing the SlenderForm family, the entire look of the site can be integrated to provide an architecturally diverse yet unified appearance.

Benefits

- Provides precise illumination patterns to suit a wide range of architectural site lighting.
- Highly efficient IP66 optics are protected from the elements and ensure optimal photometric performance.
- Innovative thermal management system to maximize LED performance and life, and to extend component life.
- Tremendous opportunities for additional energy savings through the use of controls and motion sensors.

SFC/SFCR SlenderForm

Canopy/Ceiling



SFCR recessed canopy/ceiling luminaire

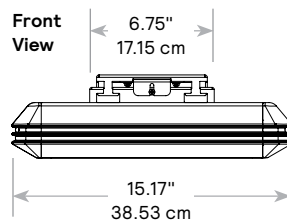
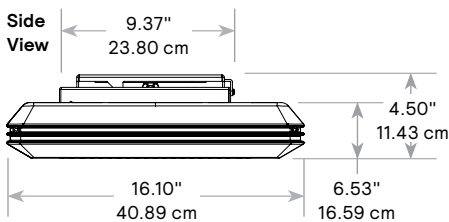
- Elegant architectural design accompanies family aesthetic.
- Multiple lumen packages with output of up to 14,696 lm.
- Type 2, 3, 4, and 5 optics available.
- Aluminum heat sink fins built into top of luminaire.

Ordering guide

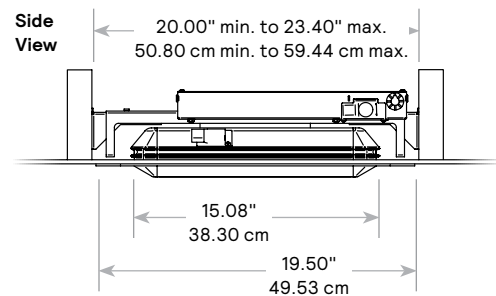
example: SFC-DD-5W-48L-700-NW-G2-UNV-MGY

Prefix	Controls	Distribution	LED Count	Drive Current	LED Color - Generation	Voltage	Finish	Options
<input type="text"/>	<input type="text"/>	<input type="text"/>	48L	<input type="text"/>	<input type="text"/>	<input type="text"/>	MGY	<input type="text"/>
SFC SlenderForm Ceiling luminaire	- Standard Luminaire	3 Type III	48L 48 LEDs	250 250mA	NW-G2 Neutral White 4000K, 70CRI	120 120V 208 208V	MGY Medium Gray	F1 Single Fuse (120, 277, 347V)
SFCR SlenderForm Ceiling luminaire (recessed mounting)	DD 0-10V Dimming external leads (controls by others) MR Motion Response	5W Type V, Wide Distribution 5R Type V, Rectangular Distribution CD Concentrated Downlight		400 400mA 550 550mA 700 700mA 900 900mA (SFC only)	Generation 2 WW-G2 Warm White 3000K, 70CRI Generation 2 CW-G2 Cool White 5000K, 70CRI Generation 2	240 240V 277 277V 347 347V 480 480V UNV 120-277V		F2 Double Fuse (208, 240, 277V) F3 Double Fuse (208, 240, 480V) Canadian double pull DL Diffusing Lens (reduces glare) PCB Button Photocontrol BX Bird Excluding Shroud JB J-Box for Pendant Mounting GL Glass Lens assembly

SFC ceiling/canopy (surface ceiling mount)



SFCR ceiling/canopy (recessed ceiling mount)



The information presented in this document is not intended as any commercial offer and does not form part of any quotation or contract.

