



by @ignify


Site & Area
Floodlighting

PowerForm



**Power and savings
just the way you like it**

The output you want, the savings you need



With Gardco PowerForm LED site & area and floodlight luminaires, high output lighting doesn't have to mean high energy and maintenance costs. PowerForm provides your outdoor area with bright, uniform illumination while slashing energy and maintenance costs compared to traditional lighting technologies.

Instill a sense of security and attract attention in any large area or floodlighting application without the hassle of frequent relamping or high utility bills.



Powerful function in any form



PowerForm site & area


4 module with
Standard Arm Mount (AR)



PowerForm floodlight

4 module with
Slipfitter Mount (SF)

Configure your ideal solution



6 module luminaire (276L)
900 mA, 795 W, 100,100-109,200 lms

5 module luminaire (230L)
900 mA, 662 W, 83,400-91,000 lms
1050 mA, 754 W, 94,600-103,200 lms

4 module luminaire (184L)
900 mA, 528 W, 66,700-72,800 lms
1050 mA, 600 W, 75,700-82,600 lms

3 module luminaire (138L)
700 mA, 295 W, 41,500-45,200 lms
900 mA, 397 W, 50,100-54,600 lms
1050 mA, 452 W, 56,800-61,900 lms

2 module luminaire (92L)
900 mA, 264 W, 33,400-36,400 lms
1050 mA, 300 W, 37,800-41,300 lms

PowerForm LED high output luminaires combine pole mounted area luminaires and floodlights in one family for a consistent aesthetic look across your outdoor site.

A wide variety of sizes, lumen outputs, modules, optics and other features offer increased flexibility without under- or over-lighting the space. PowerForm's application-specific optics, such as automotive front row and airport apron, ensure that light is directed exactly where it is needed to maximize efficiency and minimize operating costs.

With the highest lumen output available on the market today, PowerForm can help you achieve optimal light levels with fewer luminaires compared to traditional 1500W HID solutions without compromising light quality or a sense of security for those in the area.

3 module luminaire

700mA, 289W, 42,300-45,800 lms
 900mA, 397W, 51,100-55,300 lms
 1A, 455W, 57,900-62,700 lms
 1.2A, 511W, 62,800-69,300 lms

4 module luminaire

700mA, 386W, 56,400-61,100 lms
 900mA, 530W, 68,100-73,800 lms
 1A, 606W, 77,200-83,600 lms
 1.2A, 681W, 83,700-92,400 lms

5 module luminaire

700mA, 482W, 70,500-76,400 lms
 900mA, 662W, 85,100-92,200 lms
 1A, 758W, 96,500-104,600 lms
 1.2A, 852W, 106,600-115,500 lms

6 module luminaire

700mA, 579W, 84,600-91,600 lms
 900mA, 795W, 104,000-110,600 lms
 1A, 909W, 118,000-125,500 lms
 1.2A, 1022W, 127,900-138,600 lms



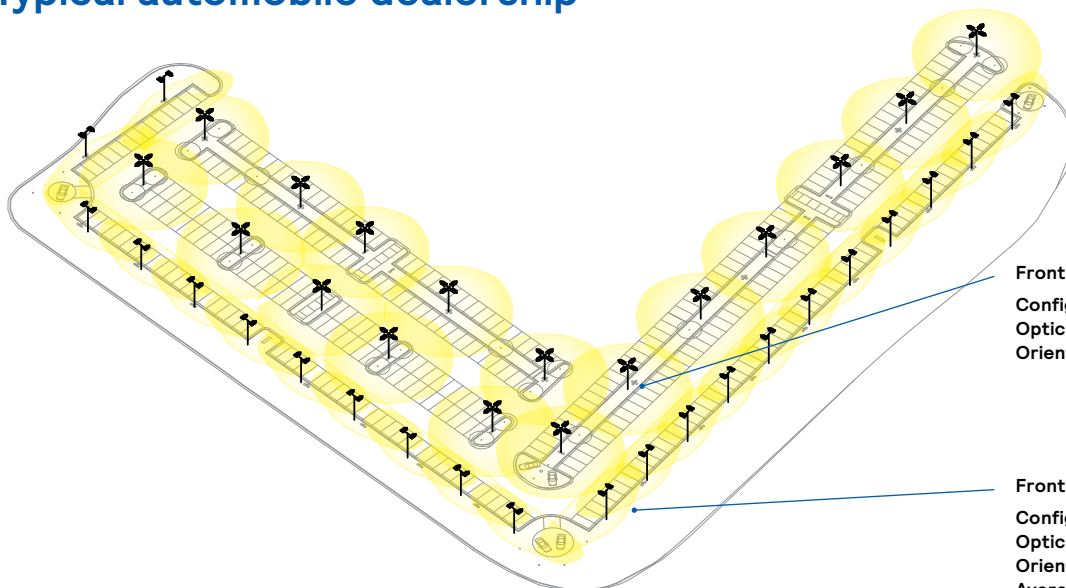
Attract customers while saving money

Yes, you can entice prospective customers without breaking the bank!

PowerForm's full illumination lets your inventory sparkle and shine at night without unnecessary light trespass. Long-lasting, energy-efficient LED technology helps to significantly lower energy and maintenance costs compared to traditional lighting technologies, while optional programmable dimming and motion response sensors further enhance energy savings without compromising a sense of security.



Typical automobile dealership



Front secondary display:
Configuration: PFAS-184L-900-NW
Optical Distribution: 5W
Orientation: 4@90

Front Row:
Configuration: PFAS-184L-900-NW
Optical Distributions: AFR90 & AFR270
Orientation: 2@180
Average Fc: 66.4 @ 3' AFG



Auto Dealership (Front Row configurations)

The IES recommends a 30Fc average to illuminate the front row on an auto dealership. PowerForm easily achieves this, and provides alternative solutions for those who desire higher light levels. The table below highlights four PowerForm configurations best suited to retrofit existing HID luminaires on the front row of a typical automobile dealership.

Luminaire	Optical Distribution	Orientation	Wattage (per luminaire)	Delivered Lumens (per luminaire)	Efficacy	Average FC	Max/Min Ratio
PFAS-92L-900	AFR 90 & 270	2@180	264	36,400	138	33.3	2.8:1
PFAS-138L-900	AFR 90 & 270	2@180	397	54,600	138	48.5	2.8:1
PFAS-184L-900	AFR 90 & 270	2@180	528	72,800	138	66.4	2.7:1

Based on 25' mounting height and 50' spacing. The luminaires and optical distributions shown are examples. Confirm which PowerForm is right for you using a photometric layout of your application.

Keep them coming back for more

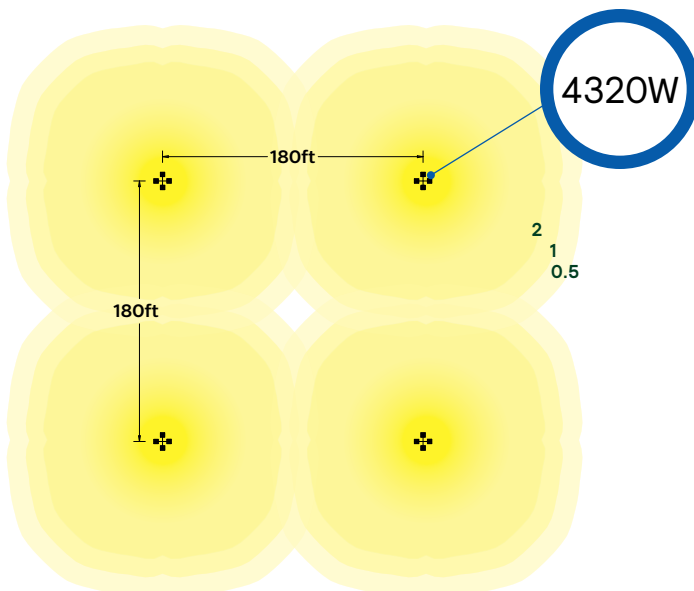
Set the tone for an enjoyable shopping experience even before customers enter the store.

PowerForm casts bright, uniform light across the entire parking lot, eliminating dark zones between poles, so that pedestrians and drivers feel a sense of security as they drive and walk throughout the area. While dimmable LED technology significantly reduces operating and maintenance expenses, the simple retrofit onto existing poles means that initial expenses are minimized, too. And as the number of luminaires can be reduced without compromising light quality, poles can be eliminated from the space to reduce clutter.

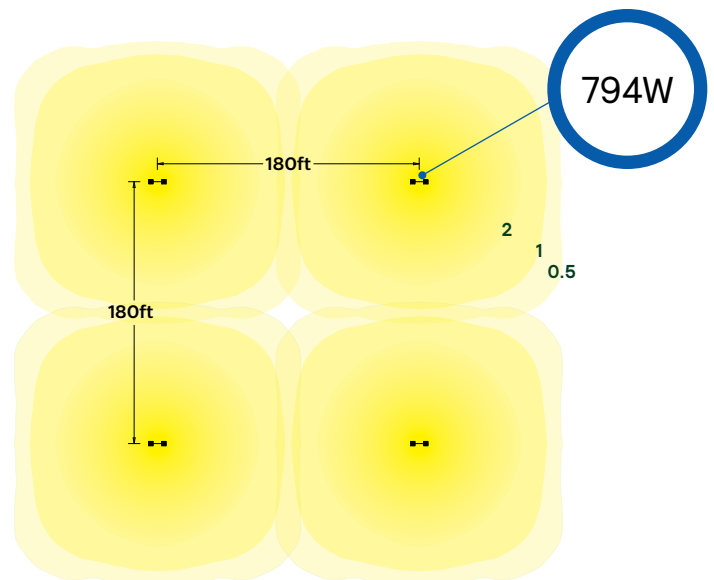


Typical retail parking lot

1000W Pulse Start Metal Halide



PowerForm LED site & area






1000W Pulse Start Metal Halide

PowerForm LED site & area

1000W PSMH @ 1080W

PFAS-138L-900mA



* Based on 1000W PSMH luminaire (1080W) and PowerForm site & area (PFAS-184L-700mA).

Certainty for precious cargo

Safely navigating a constant flow of passengers or goods is complex enough, so why add the unnecessary stress of high utility bills?

PowerForm has a variety of mounting options and optical distributions to ensure a sense of security throughout any outdoor area, such as airport terminals, parking lots, docks and piers.

PowerForm's Airport Apron optics, available in the floodlight configuration, are designed to address the specific needs of this application, minimizing spill light and glare, and may be aimed to achieve cut off requirements.





Airport Apron Optics

PowerForm's advanced Airport apron optics (AIRP) are surrounded with high quality construction materials and skillful engineering that are synonymous with Gardco, ensuring many years of reliable, low maintenance operation.

The AIRP optic provides an extremely wide horizontal pattern that can light large areas smoothly and uniformly to meet stringent airport apron lighting requirements. It is designed to achieve high levels of uniform horizontal illumination up to approximately 300' out from the terminal for cutoff at the edge of most commercial aprons.. The AIRP optic limits stray uplight and helps to minimize glare for planes approaching the gates while providing good visibility for maintenance crews. When aiming the PowerForm Flood with the AIRP only minor tilting of 18° to 25° is necessary to maximize coverage and limit vertical footcandle levels away from the apron.

PowerForm site & area PFAS

IP66 Rated Luminaire

IP66-rated optical assemblies and electrical housing.

Side Rails

Standard clear anodized or optional painted to match luminaire finish.

Optical Distributions

Type 2, 3, 4, 5 Wide, and Auto Front Row distributions available.

Shielding

Internal and external house side shields available to reduce light trespass (Exclusions apply, refer to specification sheet for details)

Modular sizing

Modular housing, available in 5 sizes offering 2, 3, 4, 5, or 6 LED modules.

Die-cast housing

Rugged, die-cast aluminum housing for maximum durability.

Mounting

Standard arm mount and slipfitter available.



Arm mount


Standard arm features an elongated bolt mounting pattern with key slot feature to aid in ease of mounting. Designed to fit a large number of existing pole drillings.



Slipfitter mount

See description on facing page

PowerForm floodlight luminaires PFF



Side Rails

Standard clear anodized or optional painted to match luminaire finish.

Shielding

Glare shields and internal house side shields are available to reduce light trespass and glare.

Modular sizing

Modular housing, available in 4 sizes offering 3, 4, 5, or 6 LED modules.

Die-cast housing

Rugged, die-cast aluminum housing for maximum durability.

IP66 Rated Luminaire

IP66-rated optical assemblies and electrical housing.

Slipfitter mount

Cast aluminum slipfitter designed to mount to a 2" (2 3/8" O.D.) pipe tenon. A single hex head bolt is tightened to secure the luminaire's tilt. Incremental 12° tick marks are provided to allow for precise aiming and to facilitate the alignment of multiple luminaires in 4° increments.

Integral splice compartment

Splice connections can be made inside the slipfitter's dedicated UL-recognized splice compartment. Simply remove the access cover and make all of your wiring connections. No auxiliary junction box is required, allowing for luminaire at-grade wiring.

Optical Distributions

Asymmetric 33, Rectangular Medium, Spot, and Airport Apron optics available.

Various Options

Photocontrol button, 7-pin NEMA twist-lock receptacle, or 5-pin NEMA twist-lock receptacle with photocell. Fusing or pole mount fusing.



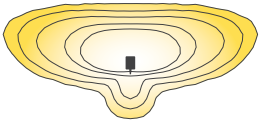
Yoke mount

Durable and adjustable yoke mount option allows you to mount the flood in place.

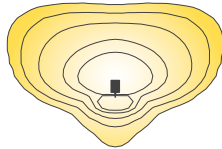
Optical Distributions

PFSA

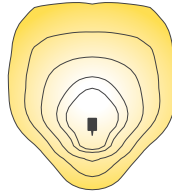
Type 2



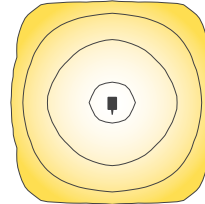
Type 3



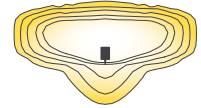
Type 4



Type 5W



Type AFR

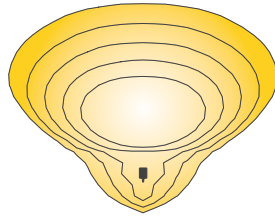


PFF

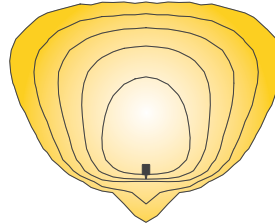
SP Spot 12° Round
(NEMA 2x2)



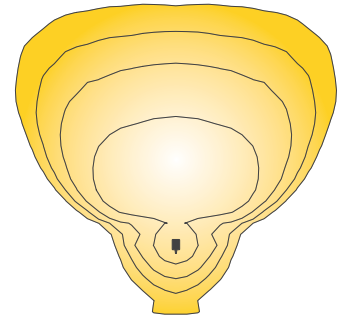
RM Rectangular Medium Flood
(NEMA 7x4)



A33 Asymmetric 33° Flood
(NEMA 6x5)



AIRP Airport Apron Flood



30' or 9.14m setback, 0° tilt

Applications include:
spotlighting, accenting, tall
columns, tall structures /
monuments / statues

30' or 9.14m setback, 50° tilt

Applications include: building
entrances and exits, security
lighting, perimeter fences,
checkpoints and inspection
stations, large and wide wall
grazing, large signs

30' or 9.14m mounting height, 30° tilt

Applications include: large area
lighting, storage yards, transportation
terminals, ports, utility sub-stations,
security lighting, large facades,
large wall washing, tall structures /
monuments / statues

30' or 9.14m mounting height, 25° tilt

Applications: airport aprons

Controls (see specification sheet for availability)



Luminaire solutions

Basic. Autonomous. Affordable.

Simple, individual outdoor lighting dimming and management without the need for remote access.

- 0-10V Dimming
- Dual Circuit Control
- Dynadimmer Stand-alone Dimming Profile
- Dynadimmer with Motion Response Override
- Programmable Motion Response
- FAWS Field Adjustable Wattage Selector

Programmable Motion Response

Programmable Motion Response maximizes your outdoor lighting energy savings while supporting security efforts. Upon easy installation, Programmable Motion Response dims PowerForm luminaires to 25% light output, increases to 100% light output only when motion is detected, and returns to the original low output after five minutes. Settings are easily changed at the luminaire with an optional wireless hand held programmer.

Dynadimmer

Dynadimmer dims the luminaire's light output according to pre-programmed or customized dimming schedules to reduce light pollution and energy consumption without compromise.

For more information on controls

Visit us at lightingproducts.signify.com and select "Lighting Controls" for more on stand-alone and connected outdoor lighting solutions.

For power and savings just the way you like it, choose PowerForm.

Go to gardcolighting.com to find out more.

