

Date:	Project:	Type:	Notes:	Catalog #:
-------	----------	-------	--------	------------

L74-AOK-RFKW-SL SERIES Adjustable Output LED Slim Troffer Kit

The L74-AOK-RFKW-SL Series field adjustable low profile LED kit is a cost-effective alternative to full troffer fixture replacement. The center-basket design includes a diffused lens that delivers soft, even ambient light.



Features & Specifications

Applications

Ideal for use in offices, retail, schools, offices, hallways, multi-purpose rooms and hospitality areas.

Construction

Housing made from cold rolled steel and is finished with a post-production baked white powder coat. Frosted diffuser.

Mounting

Recessed mount.

Electrical

Utilizes high-efficiency LED power supply and circuit boards. 120-277V & 0-10V dimming standard. 50/60HZ input frequency.

Operating Temperature

Suitable for -20°C – 50°C Ambient

Lumen Maintenance

L70 rating of 100,000 hours

Warranty

Five-year warranty. Terms and Conditions Apply. See warranty documentation for more information.

Certification

UL Damp Listed. Adheres to LM79, LM80 and TM21 industry standards. DesignLights Consortium® (DLC) Pending. RoHS Compliant.



Performance Data

FSC Part #	Form Factor	Rated Wattage	Kelvin Temp	Delivered Lumens	Efficacy	CRI
L7422-30W-AOK-RFKW-SL	2x2	20	3500	2640	132	>83
		20	4000	2660	133	>83
		20	5000	2680	134	>83
		25	3500	3250	130	>83
		25	4000	3275	131	>83
		25	5000	3300	132	>83
		30	3500	3750	125	>83
		30	4000	3780	126	>83
L7422-40W-AOK-RFKW-SL	2x2	30	5000	3810	127	>83
		30	3500	3750	125	>83
		30	4000	3780	126	>83
		30	5000	3810	127	>83
		35	3500	4284	126	>83
		35	4000	4318	127	>83
		35	5000	4352	128	>83
		40	3500	5200	130	>83
L7424-35W-AOK-RFKW-SL	2x4	40	4000	5240	131	>83
		40	5000	5280	132	>83
		25	3500	3400	136	>83
		25	4000	3425	137	>83
		25	5000	3450	138	>83
		30	3500	3990	133	>83
		30	4000	4020	134	>83
		30	5000	4050	135	>83
L7424-45W-AOK-RFKW-SL	2x4	35	3500	4480	128	>83
		35	4000	4515	129	>83
		35	5000	4550	130	>83
		34	3500	4454	131	>83
		34	4000	4488	132	>83
		34	5000	4522	133	>83
		38	3500	4864	128	>83
		38	4000	4902	129	>83
L7414-30W-AOK-RFKW-SL	1x4	38	5000	4940	130	>83
		45	3500	5625	125	>83
		45	4000	5670	126	>83
		45	5000	5715	127	>83
		20	3500	2660	133	>83
		20	4000	2680	134	>83
		20	5000	2700	135	>83
		25	3500	3250	130	>83
L7414-30W-AOK-RFKW-SL	1x4	25	4000	3275	131	>83
		25	5000	3300	132	>83
		30	3500	3810	127	>83
		30	4000	3840	128	>83
		30	5000	3870	129	>83

L74					
1	2	3	4	4	4

1 - Series	2 - Dimensions/Wattage	3 - Type
L74	<p>22- 30W (2x2 / 20 Watt) (2x2 / 25 Watt) (2x2 / 30 Watt)</p> <p>22- 40W (2x2 / 30 Watt) (2x2 / 35 Watt) (2x2 / 40 Watt)</p> <p>24- 35W (2x4 / 25 Watt) (2x4 / 30 Watt) (2x4 / 35 Watt)</p> <p>24- 45W (2x4 / 34 Watt) (2x4 / 38 Watt) (2x4 / 45 Watt)</p> <p>14- 30W (1x4 / 20 Watt) (1x4 / 25 Watt) (1x4 / 30 Watt)</p>	AOK-RFKW-SL (Adjustable Output and Kelvin Temp 35K, 40K & 50K- Retrofit Kit- Slim Profile)

4- Options

- EM5W** (Battery Backup, 5 Watts, ~650 lumens)²
- EM10W** (Battery Backup, 10 Watts, ~1300 lumens)²
- EM5WT20** (Title 20 Compliant Battery Backup, 5 Watts, ~650 lumens)²
- EM10WT20** (Title 20 Compliant Battery Backup, 10 Watts, ~1300 lumens)²
- ETS-DR** (Emergency Control Device with 0-10V Relay)
- OS** (Occupancy Sensor)
- PRGOS-XX** (Programmable Sensor to be specified)
- AR** (Air Return)
- BAA** (Buy American Act Compliant)

Notes

1 Not all versions of this product may be DLC Premium qualified or DLC qualified. Please check the DLC Qualified Products List at www.designlights.org/ to confirm which versions are qualified.
 2 Lumens will change based on fixture selection. Consult with factory for additional options.

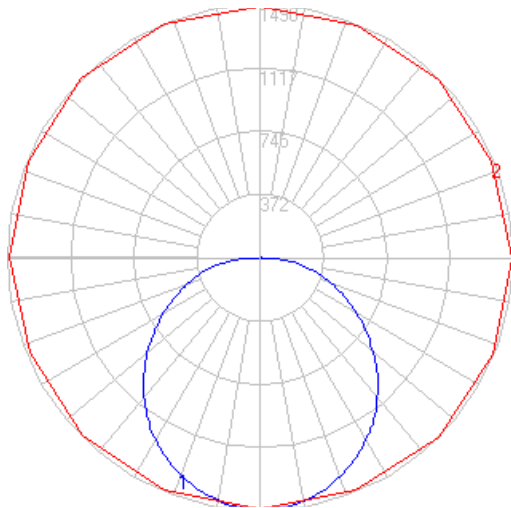
Photometric Data

L7424-35W-AOK-RFKW-SL (35K) Tested in accordance to IESNA LM-79

Zonal Lumen Summary

Zone	Lumens	%Luminaire
0-10	139.90	3.20%
10-20	399.03	9.13%
20-30	602.26	13.78%
30-40	723.83	16.56%
40-50	750.66	17.18%
50-60	686.15	15.70%
60-70	551.79	13.62%
70-80	366.98	8.39%
80-90	138.72	3.17%
90-100	2.63	0.06%
100-110	1.15	0.02%
110-120	0.87	0.01%
120-130	0.90	0.02%
130-140	1.15	0.02%
140-150	1.22	0.02%
150-160	0.96	0.02%
160-170	0.74	0.01%
170-180	0.32	0.00%

Polar Graph




Physical Characteristics

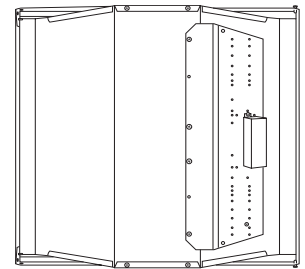
Dimensions

Version	Depth	Length	Width	Weight
2x2	3.1"	23.8"	23.9"	8.66lbs
2x4	3.1"	47.8"	23.9"	14.02lbs
1x4	3.1"	47.8"	11.9"	8.05lbs


Top View- 2x2



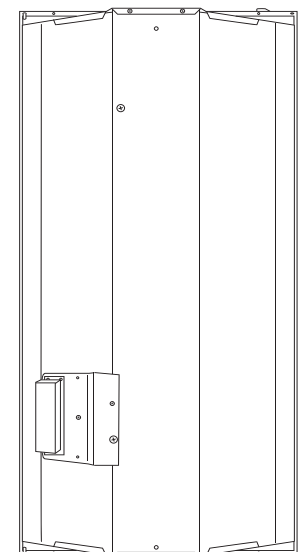
Bottom View- 2x2



Top View- 2x4



Bottom View- 2x4



End View- 2x2 & 2x4



Side View- 2x2

