

Date:	Project:	Type:	Notes:	Catalog #:
-------	----------	-------	--------	------------

## L5600-AOK SERIES Adjustable LED Lensed Wraparound

The L5600-AOK Series is a functional multi-purpose square lensed wraparound that incorporates premium performance and construction durability.



### Features & Specifications

#### Applications

Ideal for use in warehouses, distribution centers, garages, utility rooms, corridors, schools, offices, hospitals and canopies.

#### Construction

Housing made from die formed heavy gauge pre-painted cold rolled steel and is finished with a post- production white polyester polymer frosted diffuser.

#### Mounting

Surface mount. Chain and cable mount ready. Cord and plug options offered.

#### Electrical

Utilizes high-efficiency LED power supply and circuit boards. 120-277V & 0-10V dimming standard. 480V option. 50/60HZ input frequency.

#### Operating Temperature

Suitable for -20°C – 50°C Ambient

#### Lumen Maintenance

L70 rating of 100,000 hours

#### Warranty

Five-year warranty. Terms and Conditions Apply. See warranty documentation for more information.

#### Certification

UL Damp Listed. Adheres to LM79, LM80 and TM21 industry standards. DesignLights Consortium® (DLC) 5.1 Premium qualified<sup>1</sup>. RoHS Compliant.

### Performance Data

FSC Part #	Form Factor	Rated Wattage	Kelvin Temp	Delivered Lumens	Efficacy	CRI
L5624-2700L-7-AOK	2FT	16	3500	2272	142	>83
		16	4000	2432	152	>83
		16	5000	2304	144	>83
		20	3500	2800	140	>83
	7 Inch	20	4000	3000	150	>83
		20	5000	2840	142	>83
		24	3500	3375	135	>83
		24	4000	3625	145	>83
L5648-5200L-7-AOK	4FT	30	3500	4020	134	>83
		30	4000	4050	135	>83
		30	5000	4080	136	>83
		35	3500	4585	131	>83
	7 inch	35	4000	4620	132	>83
		35	5000	4655	133	>83
		40	3500	5160	129	>83
		40	4000	5200	130	>83
L5648-5200L-9-AOK	4FT	30	3500	4170	139	>83
		30	4000	4200	140	>83
		30	5000	4230	141	>83
		35	3500	4760	136	>83
	9 Inch	35	4000	4795	137	>83
		35	5000	4830	138	>83
		40	3500	5320	133	>83
		40	4000	5360	134	>83
		40	5000	5400	135	>83



<b>L56</b>									
1	2	3	4	5	5	5	5	5	5

1 - Series	2 - Length in Inches/Lumens/ Width	3 - Type
------------	------------------------------------	----------

<p><b>L56</b></p>	<p><b>24 - 2700L-7</b> (2 Foot, 16 Watt/ 7" Width) (2 Foot, 20 Watt/ 7" Width) (2 Foot, 24 Watt/ 7" Width)</p> <p><b>48 - 5200L-7</b> (4 Foot, 30 Watt/ 7" Width) (4 Foot, 35 Watt/ 7" Width) (4 Foot, 40 Watt/ 7" Width)</p> <p><b>48 - 5200L-9</b> (4 Foot, 30 Watt/ 9" Width) (4 Foot, 35 Watt/ 9" Width) (4 Foot, 40 Watt/ 9" Width)</p>	<p><b>AOK</b> (Adjustable Output and Kelvin Temp 35K, 40K &amp; 50K)</p>
-------------------	--	--

4- Controls	5 - Options
-------------	-------------

<p><b>OS</b> (Occupancy Sensor)  <b>PRGOS-LS</b> (<a href="#">Sensorswitch LSXR-ADC-3v Occ Sensor w/ Dimming Photocell</a>)  <b>PRGOS-LR</b> (<a href="#">IRTEC LRD509 Programmable Occ Sensor w/ Remote Control</a>)</p>	<p><b>EM5W</b> (Battery Backup, 5 Watts, ~650 lumens)<sup>2</sup>  <b>EM10W</b> (Battery Backup, 10 Watts, ~1300 lumens)<sup>2</sup>  <b>EM5WT20</b> (Title 20 Compliant Battery Backup, 5 Watts, ~650 lumens)<sup>2</sup>  <b>EM10WT20</b> (Title 20 Compliant Battery Backup, 10 Watts, ~1300 lumens)<sup>2</sup>  <b>480SD</b> (480 Step-Down)  <b>PLG</b> (6' SJT Cord &amp; Plug)  <b>10GL</b> (10' Loop w/ Gripple Hanging Kit)<sup>3</sup>  <b>L7/15P</b> (277V, 15a Twist Lock Plug)  <b>L7/20P</b> (277V, 20a Twist Lock Plug)  <b>BAA</b> (Buy American Act Compliant)</p>
---	--

## Notes

- 1 Not all versions of this product may be DLC Premium qualified or DLC qualified. Please check the DLC Qualified Products List at [www.designlights.org/](http://www.designlights.org/) to confirm which versions are qualified.
- 2 Lumens will change based on fixture selection. Consult with factory for additional options.
- 3 Hanging kit manufactured by Gripple Inc.

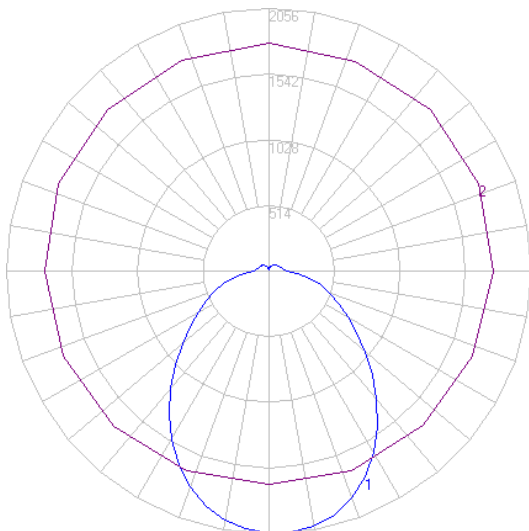
## Photometric Data

L5648-5200L-50K-AOK (40WT-9") Tested in accordance to IESNA LM-79

### Zonal Lumen Summary

Zone	Lumens	%Luminaire
0-10	193.89	3.61%
10-20	548.57	10.23%
20-30	803.22	14.98%
30-40	907.50	16.93%
40-50	858.74	16.02%
50-60	710.81	13.26%
60-70	529.59	9.88%
70-80	347.41	6.48%
80-90	163.02	3.04%
90-100	70.57	1.31%
100-110	58.51	1.09%
110-120	49.41	1.13%
120-130	40.94	0.92%
130-140	32.21	0.60%
140-150	22.03	0.41%
150-160	14.08	0.26%
160-170	7.10	0.13%
170-180	1.73	0.03%

### Polar Graph




## Physical Characteristics

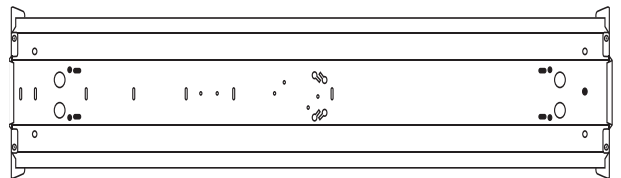
### Dimensions

Version	Depth	Length	Width	Weight
2FT- 7IN	2.8"	47.7"	7.1"	6lbs
4FT- 7IN	2.8"	47.7"	7.1"	8lbs
4FT- 9IN	3.4"	47.7"	9.4"	9lbs


### Top View



### Bottom View



### Side View



### End View

