

THE EOS 3.0 WET
HIGHLIGHTS



EOS 3.0 WET

FORM & FUNCTION



LUMINAIRE SPECIFICATIONS

Efficacy : up to 108 lm/W

Lumen Package: 375-1250 lm/ft

Distribution: Recessed

Configurations: 2ft - 8ft Individual Units

Fixed CCT: 27K, 30K, 35K, 40K

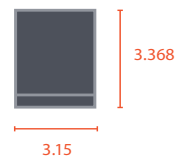
Tunable White: 2700K - 6500K

CRI: +84 and +92



Gasketing: Custom stamped gaskets to ensure a perfect fit and seal.

Introducing the EOS 3.0 Recessed Wet. Designed with the same features and sophistication as our EOS 3.0 family, the EOS 3.0 Recessed Wet is UL listed, and suitable for wet locations under covered ceilings. It is perfect for exposure to the elements, making our most durable and weather resistant luminaire the perfect companion to our modern interior EOS line.

The addition of the 3.0 Recessed Wet allows the much-needed flexibility to navigate problematic wet environments and create cohesive application solutions. This newest member of the EOS family is truly built with performance, durability and versatility in mind.



EOS 3.0 WET OPTIONS



EOS 1.0 COMING SOON

The EOS 3.0 Wet family will expand its product offering to include the following distributions.

Pendant Direct

Surface

UL LISTED

Our EOS Wet series fixtures include a variety of features that aid in the prevention of moisture accumulation on the internal electrical components. From installing custom gaskets to seal the most vulnerable areas of the fixture and providing exterior-rated powder coating options when needed, LUX has taken the necessary preventative measures to meet and exceed UL wet application expectations.

Please consult with our innovative and talented team to ensure the perfect product for your application, wet or dry.

DRIVER SPECIFICATIONS

All of our luminaires come standard with 1% dimming and THD <20% utilizing 0-10v constant current protocol. 120v/277v is standard with the option of 347v.

FINISH OPTIONS

Polyester powder, low gloss, textured paint finish applied after a multi-stage pretreatment. Standard luminaire finishes include white, silver, and black. Custom color options are available. (Consult Factory).

STANDARD FINISHES



BLACK



WHITE



SILVER



LU  ILLUMINAIRE