

THE EOS 3.0 WET
HIGHLIGHTS



EOS 3.0 WET

FORM & FUNCTION

Introducing the EOS 3.0 Wet Family. Designed with the same features and sophistication as our EOS 3.0, the EOS 3.0 Wet is available in recessed, pendant direct, and surface, and is UL listed, suitable for wet locations (under covered ceilings). Perfect for exposure to the elements, making our most durable and weather resistant luminaire the ultimate companion to our modern interior EOS line.

The addition of the 3.0 Wet family allows the much-needed flexibility to navigate problematic wet environments and create cohesive application solutions. This newest addition of the EOS Wet family is truly built with performance, durability and versatility in mind.



LUMINAIRE SPECIFICATIONS

Efficacy : up to 108 lm/W

Lumen Package: 375-1250 lm/ft

Distribution: Direct

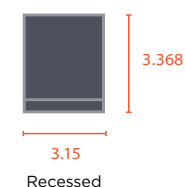
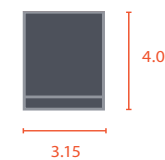
Configurations: 2ft - 8ft Individual Units or
Continuous Row Lengths

Fixed CCT: 27K, 30K, 35K, 40K


Tunable White: 2700K - 6500K

CRI: +84 and +92


Gasketing: Custom stamped gaskets to ensure
a perfect fit and seal.



SUSPENSION OPTIONS



Stem Hanger



Aircraft Cable

Aircraft cable suspension lengths are adjustable.

EOS 3.0 WET FEATURES

CONSTRUCTION


Our EOS Wet series fixtures include a variety of features that aid in the prevention of moisture accumulation on the internal electrical components. From installing custom gaskets to seal the most vulnerable areas of the fixture and providing exterior-rated powder coating options when needed, LUX has taken the necessary preventative measures to meet and exceed UL wet application expectations.

Please consult with our innovative and talented team to ensure the perfect product for your application, wet or dry.

WET | EOS SERIES



WET LISTED



FINISH OPTIONS

Polyester powder, low gloss, textured paint finish applied after a multi-stage pretreatment. Standard luminaire finishes include white, silver, and black. Custom color options are available. (Consult Factory).

STANDARD FINISHES



BLACK



WHITE



SILVER

DRIVER SPECIFICATIONS

All of our luminaires come standard with 1% dimming and THD <20% utilizing 0-10v constant current protocol. 120v/277v is standard with the option of 347v.



LU  ILLUMINAIRE