



THE EOS 2.0 Mini
HIGHLIGHTS

EOS 2.0 Mini

FORM & FUNCTION



Combining clean lines and incredible technology into a compact footprint, the EOS 2.0 Mini is the newest addition to our popular EOS family. When your application calls for a sophistication, quality and versatility, the EOS family of luminaires provides an array of options to fit any environment.

LUMINAIRE SPECIFICATIONS

Efficacy: up to 149 lm/W

Choice of Optics for Pendant: Extreme Bat Wing, Asymmetric, Lambertian

Choice of Optics for Mullion Mount: Asymmetric, Lambertian

Lumen Package: 375-1000 lm/ft

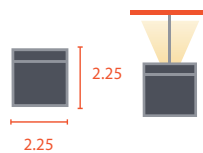
Distribution: Pendant Indirect & Mullion Indirect

Configurations: 4ft - 8ft Individual Units or

Continuous Runs.

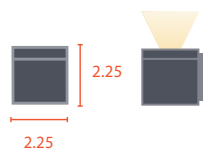
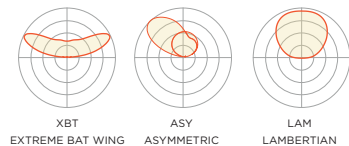
Fixed CCT: 27K, 30K, 35K, 40K

Tunable White: 2700K - 6500K



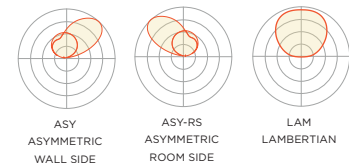
Pendant Indirect

OPTICS



Mullion Indirect

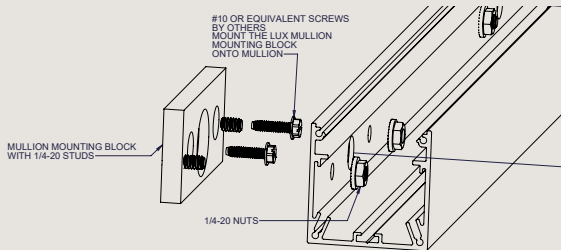
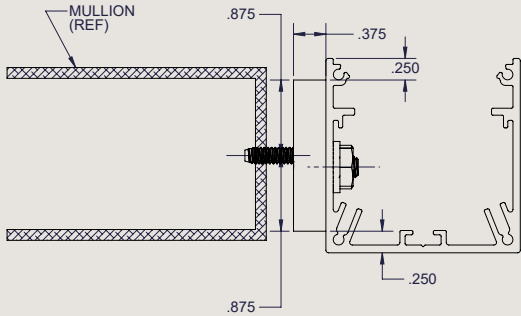
OPTICS



EOS 2.0 Mini MULLION MOUNTING



Hardware for mullion mounting includes; 1 - plate, 2- mounting screws (1/4 - 20 - 3/4), and 2- nuts (1/4 - 20).




EOS 2.0 Mini MULLION MOUNT

EOS 2.0 Mini luminaire is engineered with an optional window mullion mount, allowing it to be seamlessly integrated into any space while maintaining elegant minimalism that blends with the architecture.



EOS 2.0 Mini OPTIONS



TUNABLE WHITE SOLUTIONS

Lux Illuminaire utilizes the latest sensors and controls to provide you with the options you're looking for in your lighting fixtures.

Standard 0-10v - 2 Channel Control (Optional Dim to Warm and Optional Blue Tooth Enabled)

Lutron T-Series 2-Channel Driver pairs with Lutron's Quantum System

OSRAM Tunable White Standalone Solution with OSRAM Wall Station


OSRAM 2-Channel Tunable White LED Driver, Dexal Driver with Optional DALI mode (58287)

DRIVER SPECIFICATIONS

All of our luminaires come standard with 1% dimming and THD <20% utilizing 0-10v constant current protocol. 120v/277v is standard with the option of 347v.

EOS 2.0 Mini COMING SOON

The EOS 2.0m family will expand it's product offering to include the following distributions.



Wall Indirect

FINISH OPTIONS

Polyester powder, low gloss, textured paint finish applied after a multi-stage pretreatment. Standard luminaire finishes include white, silver, and black. Custom color options are available. (Consult Factory).

STANDARD FINISHES



BLACK



WHITE



SILVER



LU  ILLUMINAIRE