

Day-Brite

CFI

by  Signify

Recessed

Coffaire 2x4

T8, T5, or T5HO



Project: _____
 Location: _____
 Cat.No: _____
 Type: _____
 Lamps: _____ Qty: _____
 Notes: _____

Day-Brite / CFI Coffaire recessed adds a new dimension to recessed, indirect, perforated basket luminaires, air return! Coffaire combines a perforated mesh lamp shield with a white acrylic overlay in an indirect cove to create an aesthetically pleasing direct/indirect luminaire.

Ordering guide

Example: CFS2GPF232UNV-1/2-EB

Family	Air Function	Width	Ceiling Type	Diffuser	Overlay	No. of Lamps	Lamp Type (by others)	Voltage	Options
CF		2	G	P				—	
CF Coffaire direct/indirect recessed with perforated mesh shield	H Air return S Static A Air supply and return	2 2'	G Fits both standard and slot grid	P Perforated lamp shield, matte white	F Acrylic overlay G Dust shield D Insect shield	2 2 lamp 3 3 lamp	32 32WT8 28 28WT5 54 54WT5HO	UNV Universal voltage, 120-277V 120 120V 277 277V 347 347V	1/2 One 2-lamp ballast 1/3 One 3-lamp ballast 1/21 2-lamp and 1-lamp ballasts EB Electronic ballast, <10% THD std. ballast factor EB10R T8 electronic ballast, <10% THD, program rapid start EBHE T8 electronic ballast, high efficiency std. ballast factor EBLHE T8 electronic ballast, high efficiency low ballast factor EBHHE T8 electronic ballast, high efficiency high ballast factor EBSD T8 electronic step dimming ballast, .88 ballast factor EBD7 Advance Mark 7 dimming ballast, 0-10V (low voltage) control EBDX Advance Mark 10 dimming ballast, phase control EBD Electronic dimming ballast, customer specified E1 B100 emerg. ballast, T8, 350-450 lumens, 120/277V E1CAN B100-CAN emerg. ballast, Canada market, T8, 350-450 lumens, 120/347V E7 B60 emerg. ballast, T8, 600-700 lumens, 120/277V E5 B50 emerg. ballast, U.S. or Canada market, T8, 1100-1400 lumens, UNV ESCAN B50-CAN emerg. ballast, Canada market, T8, 1100-1400 lumens, 120/347V ESST B50ST emerg. ballast w/self test, U.S. or Canada market, T8, 1100-1400 lumens, UNV E7LP LP550 emerg. ballast T5/T5HO, 430-700 lumens, 120/277V E6LP LP600 emerg. ballast U.S. or Canada market, T5/T5HO, 750-1325 lumens, 120/277V F1 3/8" flex, 3 wire 18 gauge 6' F2 3/8" flex, 4 wire 18 gauge 6' F2/5W 3/8" flex, 5 wire 18 gauge 6' GLR Fusing, fast blow LPT830 Installed T8/T5/T5HO lamps, 80+ CRI, 3000K LPT835 Installed T8/T5/T5HO lamps, 80+ CRI, 3500K LPT841 Installed T8/T5/T5HO lamps, 80+ CRI, 4100K LPT830HL Installed T8/T5 hi lumen lamps, 80+ CRI, 3000K LPT835HL Installed T8/T5 hi lumen lamps, 80+ CRI, 3500K LPT841HL Installed T8/T5 hi lumen lamps, 80+ CRI, 4100K CHIC Chicago plenum rated

Accessories (order separately)

- FMA24 – 2'x4' "F" mounting frame for NEMA "F" installations

CFH, CFS, & CFA Coffaire recessed 2x4

T8, T5, or T5HO

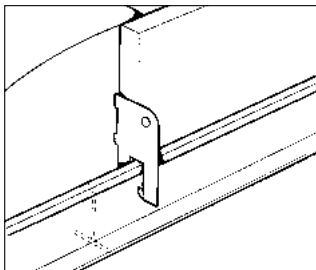
Features

- Direct/indirect lamp shield appearance.
- Perforated mesh lamp shield with white acrylic overlay.
- Contoured body and ends.
- 63.8% efficient (2 lamp 32WT8), 60.2% efficient (3 lamp 32WT8), 65.0% efficient (2 lamp 28WT5), 70.8% efficient (2 lamp 54WT5HO).
- Spacing to mounting ratio of 1.4 (2 lamp T8), 1.3 (3 lamp T8), 1.3 (T5, T5HO).
- Only 5" deep.
- Tension bars secure ends to body.
- Same fixture fits both G and T ceiling types.
- Fits flush to face of slot grid (T) ceiling.
- Static models have injection molded light stop at basket ends.
- Perforated lamp shield hinges from either side.
- Ballast accessible from room side.
- Can be continuous row mounted.
- Wiring access plate standard.
- Air return slots located above lamp shield (CFH, CFA models).
- Air supply slot located on either side of the reflector, visible from below (CFA models only).

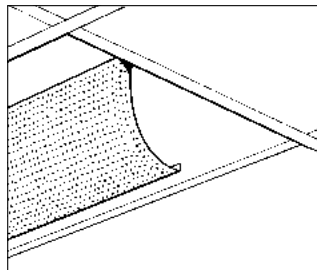
Specifications

- **Performance:** In an installation of 2 lamp 32WT8 luminaires in a room cavity ratio of 1, with reflectance 80% ceiling, 50% wall, 20% floor, the C.U. shall not be less than .66. To reduce glare the average brightness at 65° shall not exceed 2093 candelas per square meter. To control veiling reflections, luminaire output in the 30°-90° zone shall not be less than 74.6%.
In an installation of 2 lamp 28WT5 luminaires in a room cavity ratio of 1, with reflectance 80% ceiling, 50% wall, 20% floor, the C.U. shall not be less than .68. To reduce glare the average brightness at 65° shall not exceed 1690 candelas per square meter. To control veiling reflections, luminaire output in the 30°-90° zone shall not be less than 73.4%.
- **Materials:** Chassis parts – die-formed code gauge steel. Lamp Shield – steel perforated mesh lamp shield with white acrylic overlay.
- **Finish:** Chassis exterior – baked white polyester enamel. Cavity – baked matte white polyester enamel. Reflector – baked matte white polyester enamel, minimum 86% reflectance. Phosphate undercoating. Lamp Shield – baked matte white polyester enamel.
- **Electrical:** Thermally protected class "P" ballast, non PCB. If K.O. is within 3" of ballast, use wire suitable for at least 90°.
- **Labels:** cULus listed, suitable for damp locations.

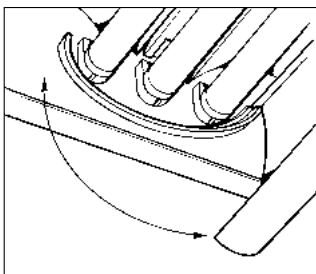
Hg Some luminaires use fluorescent or high intensity discharge (HID) lamps that contain small amounts of mercury. Such lamps are labeled, "Contain Mercury" and/or the symbol "HG". Lamps that contain mercury must be disposed of in accordance with local requirements. Information regarding lamp recycling and disposal can be found at www.lamprecycle.org



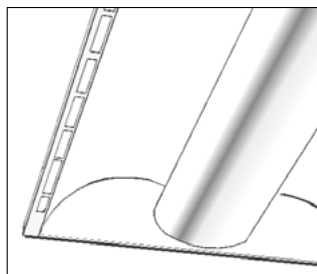
built-in earthquake clips



lamp shield hinges either side

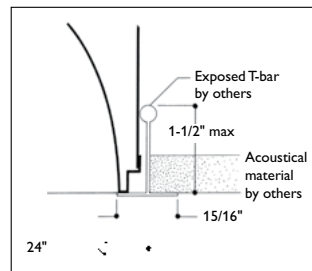


light stop, static models only

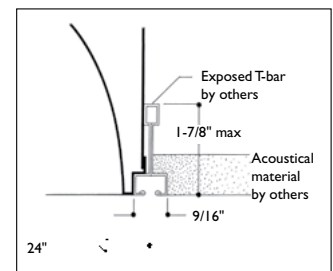


air slots for CFA models

Mounting methods (CFS, CFH)

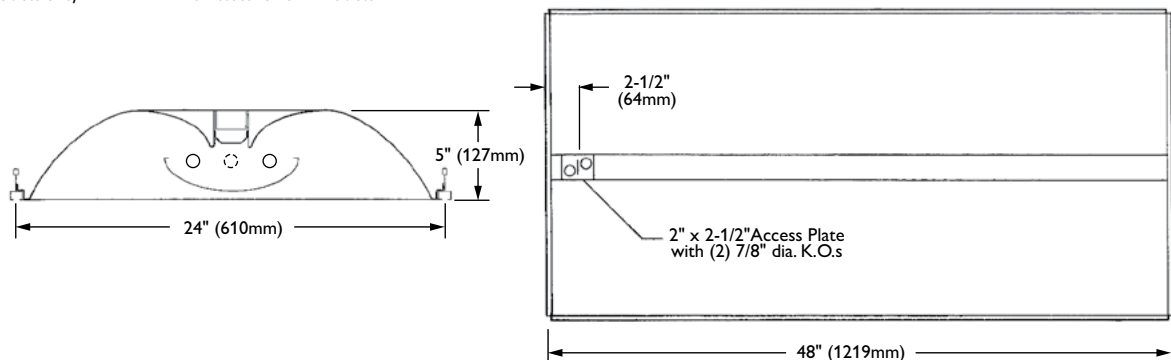


exposed t-grid ceiling



exposed slot t-grid ceiling

Dimensions



CFH, CFS, & CFA Coffaire recessed 2x4

T8, T5, or T5HO

Photometry

Model No. CFH2GPF232120-1/2-EB

LER = FP - 54.7 IW - 58.0 BF - 0.87
Comparative yearly lighting energy cost per 1000 lumens = \$4.39

Report Number: G2004255
Catalog Number: CFH2GPF232120-1/2-EB
Lamps: F32/T8 TL841
Luminaire: Coffaire with perforated basket
Ballast: Triad B2321UNV-HP, 58 watts
Report is based on 2850 Lumens per lamp.

Efficiency: 63.8%
CIE Type: Direct
Plane: 0-Deg 90-Deg
Spacing Criteria: 1.2 1.4
Shielding Angles: 90 90
Plane: 0-Deg 90-Deg
Luminous Length: 46.920 22.920

CANDELA DISTRIBUTION

	0.0	45.0	90.0	FLUX
0	1179	1179	1179	
5	1172	1174	1176	112
15	1120	1135	1151	321
25	1028	1067	1105	492
35	899	972	1031	606
45	742	851	931	651
55	555	705	794	618
65	357	528	614	504
75	175	308	243	281
85	37	43	47	52
90	0	0	0	

LUMINANCE DATA IN CANDELA/SQ. METER

AVERAGE IN DEG.	AVERAGE 0-DEG.	AVERAGE 45-DEG.	AVERAGE 90-DEG.
45	1512	1734	1897
55	1394	1771	1994
65	1217	1800	2093
75	974	1715	1353
85	612	711	777

ZONAL LUMEN SUMMARY

ZONE	LUMENS	% LAMP	% FIXT
0- 30	925	16.2	25.4
0- 40	1531	26.9	42.1
0- 60	2800	49.1	77.0
0- 90	3636	63.8	100.0

COEFFICIENTS OF UTILIZATION - ZONAL CAVITY METHOD. EFFECTIVE FLOOR CAVITY REFLECTANCE 0.20

RC	80	50	30	10
RW 70	50	30	10	50
1	69	66	63	62
2	63	57	53	54
3	57	50	45	47
4	52	44	38	42
5	48	39	33	37
6	44	35	29	33
7	41	32	26	30
8	38	29	23	28
9	35	27	21	25
10	33	25	19	24

Model No. CFH2GPF332120-1/3-EB

LER = FP - 53.3 IW - 85 BF - 0.88
Comparative yearly lighting energy cost per 1000 lumens = \$4.50

Report Number: G2004256
Catalog Number: CFH2GPF332120-1/3-EB
Lamps: F32/T8 TL841
Luminaire: Coffaire with perforated basket
Ballast: SYL QT3X32T8 120, 89.0 watts
Report is based on 2850 Lumens per lamp.

Efficiency: 60.2%
CIE Type: Direct
Plane: 0-Deg 90-Deg
Spacing Criteria: 1.2 1.3
Shielding Angles: 90 90
Plane: 0-Deg 90-Deg
Luminous Length: 46.920 22.920

CANDELA DISTRIBUTION

	0.0	45.0	90.0	FLUX
0	1733	1733	1733	
5	1722	1725	1729	164
15	1645	1668	1693	472
25	1507	1563	1613	720
35	1316	1412	1483	879
45	1076	1213	1310	930
55	801	983	1083	863
65	504	712	809	682
75	244	394	335	369
85	51	58	63	72
90	0	0	0	

LUMINANCE DATA IN CANDELA/SQ. METER

AVERAGE IN DEG.	AVERAGE 0-DEG.	AVERAGE 45-DEG.	AVERAGE 90-DEG.
45	2192	2472	2669
55	2012	2469	2720
65	1718	2427	2758
75	1358	2193	1865
85	843	959	1041

ZONAL LUMEN SUMMARY

ZONE	LUMENS	% LAMP	% FIXT
0- 30	1356	15.9	26.3
0- 40	2235	26.1	43.4
0- 60	4027	47.1	78.2
0- 90	5150	60.2	100.0

COEFFICIENTS OF UTILIZATION - ZONAL CAVITY METHOD. EFFECTIVE FLOOR CAVITY REFLECTANCE 0.20

RC	80	50	30	10
RW 70	50	30	10	50
1	66	63	60	59
2	59	54	50	51
3	54	48	43	45
4	49	42	37	40
5	45	37	32	36
6	42	34	28	32
7	39	30	25	29
8	36	28	23	27
9	34	25	20	24
10	32	23	19	23

Model No. CFH2GPF228120-1/2-EB

LER = FP - 57.2 IW - 54.9 BF - 0.93
Comparative yearly lighting energy cost per 1000 lumens = \$4.20

Report Number: G2004258
Catalog Number: CFH2GPF228120-1/2-EB
Lamps: F28T5
Luminaire: Coffaire 2'x4' with perforated basket
Ballast: WA
Report is based on 2600 Lumens per lamp.

Efficiency: 65.0%
CIE Type: Direct
Plane: 0-Deg 90-Deg
Spacing Criteria: 1.2 1.4
Shielding Angles: 55 65
Plane: 0-Deg 90-Deg
Luminous Length: 46.800 22.800

CANDELA DISTRIBUTION

	0.0	45.0	90.0	FLUX
0	1151	1151	1151	
5	1143	1146	1150	109
15	1091	1108	1125	313
25	999	1038	1076	479
35	871	940	997	586
45	714	814	880	622
55	531	661	730	578
65	333	476	492	441
75	163	206	199	213
85	32	34	34	40
90	2	2	2	

LUMINANCE DATA IN CANDELA/SQ. METER

AVERAGE IN DEG.	AVERAGE 0-DEG.	AVERAGE 45-DEG.	AVERAGE 90-DEG.
45	1466	1672	1807
55	1344	1673	1848
65	1144	1636	1690
75	915	1156	1116
85	533	566	566

ZONAL LUMEN SUMMARY

ZONE	LUMENS	% LAMP	% FIXT
0- 30	901	17.3	26.6
0- 40	1487	28.6	44.0
0- 60	2687	51.7	79.4
0- 90	3382	65.0	100.0

COEFFICIENTS OF UTILIZATION - ZONAL CAVITY METHOD. EFFECTIVE FLOOR CAVITY REFLECTANCE 0.20

RC	80	50	30	10
RW 70	50	30	10	50
1	71	68	65	64
2	64	59	55	52
3	59	52	46	49
4	54	46	40	43
5	49	41	35	39
6	45	37	31	35
7	42	33	27	31
8	39	30	25	29
9	36	28	22	27
10	34	26	20	25

Model No. CFH2GPF254120-UNV-1/2-EB

LER = FP - 50.7 IW - 123.2 BF - 1.00
Comparative yearly lighting energy cost per 1000 lumens = \$4.73

Report Number: G2004261
Catalog Number: CFH2GPF254120-UNV-1/2-EB
Lamps: FP54/835
Luminaire: Coffaire direct/indirect with perforated basket
Ballast: QT2X54/120
Report is based on 4400 Lumens per lamp.

Efficiency: 70.8%
CIE Type: Direct
Plane: 0-Deg 90-Deg
Spacing Criteria: 1.3 1.4
Shielding Angles: 55 65
Plane: 0-Deg 90-Deg
Luminous Length: 46.920 22.920

CANDELA DISTRIBUTION

	0.0	45.0	90.0	FLUX
0	2082	2082	2082	
5	2069	2073	2078	197
15	1986	2006	2035	568
25	1834	1885	1947	871
35	1621	1711	1803	1072
45	1354	1488	1593	1143
55	1040	1212	1324	1071
65	690	878	905	828
75	323	388	373	401
85	63	67	65	78
90	0	0	0	

LUMINANCE DATA IN CANDELA/SQ. METER

AVERAGE IN DEG.	AVERAGE 0-DEG.	AVERAGE 45-DEG.	AVERAGE 90-DEG.
45	2759	3032	3246
55	2612	3044	3326
65	2352	2993	3085
75	1798	2160	2076
85	1041	1108	1075

ZONAL LUMEN SUMMARY

ZONE	LUMENS	% LAMP	% FIXT
0- 30	1636	18.6	26.3
0- 40	2708	30.8	43.5
0- 60	4921	55.9	79.0
0- 90	6229	70.8	100.0

COEFFICIENTS OF UTILIZATION - ZONAL CAVITY METHOD. EFFECTIVE FLOOR CAVITY REFLECTANCE 0.20

RC	80	50	30	10
RW 70	50	30	10	50
1	77	74	71	69
2	70	64	59	60
3	64	56	50	53
4	58	50	43	47
5	53	44	38	42
6	49	40	33	38
7	46	36	30	34
8	42	33	27	31
9	40	30	24	28
10	37	28	22	27

