

**Class D3X**  
Recessed LED Luminaire

**Corelite**







## D3X

### Best in class, right out of the box

Excellence comes standard with the D3X architectural recessed troffer. This next evolution of the Corelite commercial LED luminaire offers the latest in visual comfort and performance. The difference is in the details: from factory-installed sensors to fine-tuned styling and optics. And, with plenty of integration and add-on options, it's perfect for countless applications.







## It's all about balance

The D3X balances high-quality aesthetics with excellent performance featuring luminous efficacy up to 139 lumens per watt and an extensive lumen output range.

Choose from 4-different shielding options, to suit your style and preferences. D3X also offers multiple sizes, lumen packages, and CCT options.


## Options

Shallow Plenum




The low profile of the D3X is ideal for shrinking plenums and ease of ceiling coordination.

Round Perforated Lens



One luminaire, multiple looks. Get application versatility with luminous perf shielding options.

Rectangle Perforated Lens



Tool-less Hinged Door



The D3X features a tool-less hinged door design for serviceability from below the plenum.

Connected lighting enabled solutions

Corelite D3X LED luminaires are designed to support integrated sensors, providing code compliance, installation and energy savings while unlocking the potential of connected lighting systems. With sensors factory-installed in every fixture, the fixture layout enables optimal sensor coverage and controllability. Corelite D3X deploys Eaton’s integrated connected lighting system options, making your facility smarter so you can make smarter decisions.

Lighting fixture with sensor

Wireless Area Controller

Mobile Applications

=

Energy Savings



+



+



=

up to

70%

SAVINGS

on lighting energy costs

WaveLinx

Wireless Connected Lighting System

- Adjustable occupancy detection and daylight harvesting control
- Simple, secure wireless connectivity with out-of-the-box code compliance
- Easy to use mobile application allows for fast set up

Lighting fixture with sensor


Wireless Gateway

Energy Manager


Energy Manager Software

=


Energy Savings




+



+



+



=

up to

70%


SAVINGS

on lighting energy costs

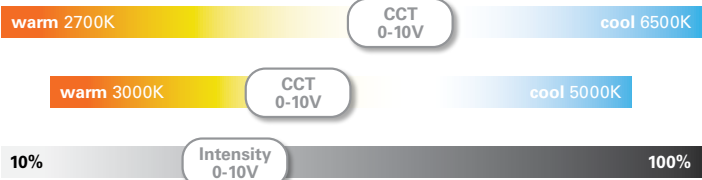
LumaWatt Pro

Wireless Connected Lighting System powered by Enlighted

- Configurable occupancy detection, daylight harvesting, temperature, and energy reporting
- Enterprise-class wireless networking with powerful energy management software
- Sensor-embedded Bluetooth Low Energy technology and cloud-based software for Internet of Things (IoT) data capture and analytics

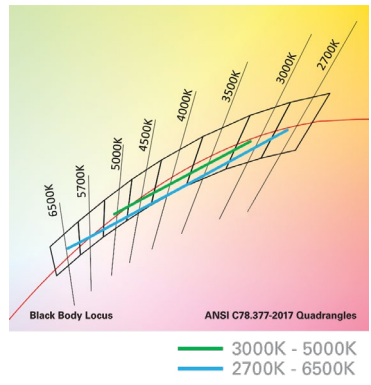


Provide the power of preference with color tuning solutions from Eaton



D3X LED with VividTune Tunable White

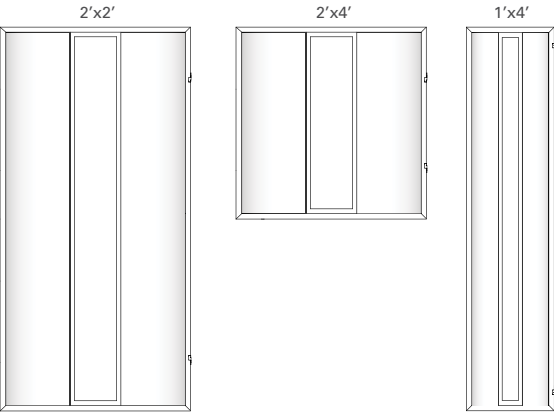
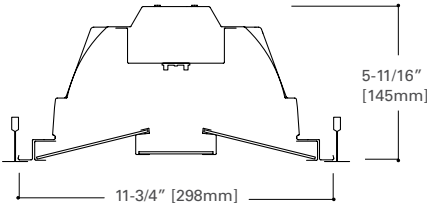
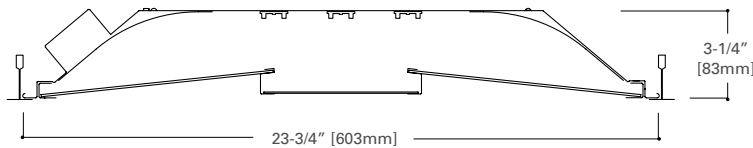
VividTune tunable white luminaires from Eaton deliver high-quality light in a broad range of continuously variable color temperatures and intensities. Create a dynamic environment by adjusting the ambient light warmer or cooler to influence mood, support the task at hand, or create a dramatic ambience. The ability to control correlated color temperature and intensity separately using simple controls is the next evolution of LED lighting for the commercial, educational, healthcare and hospitality space. The unparalleled flexibility and number of available lighting environments enable users to find the right light with tunable white.



Technical specifications

<b>SERIES</b>
Class D3X Recessed LED
<b>SHIELDING</b>
Opal Lens
Rectangular Perf.
Round Perf.
<b>LUMEN OUTPUT</b>
2x2: 2000 lms – 4400 lms
2x4: 3100 lms – 8000 lms
1x4: 2300 lms – 4000 lms
<b>COLOR TEMPERATURE</b>
LED 3000K
LED 3500K
LED 4000K
80 CRI or 90 CRI
<b>INPUT VOLTAGE</b>
Universal 120V-277 VAC
347 VAC
48V Low-Voltage (DLVP)
<b>SIZE</b>
2' X 2'
2' X 4'
1' X 4'
<b>CEILING TYPE</b>
Grid/Lay-in (Flush), Concealed T, and Slot Grid
<b>OPTIONS</b>
VividTune Tunable White
Chicago Plenum
Flex Wiring Configurations
Integral Battery Pack / UL 924 EM Devices
Integrated Sensors
Surface Mount Field Install Kits

**ADDITIONAL INFORMATION:**  
**Warranty:** 5 year  
**cULus:** Damp Location Listed  
**LM79/LM80:** Compliant  
**RoHS:** Compliant  
**L94 @ 60,000 hours**



### **Lighting Product Lines**

Ametrix  
AtLite  
Corelite  
Ephesus  
Fail-Safe  
Halo  
Halo Commercial  
Invue  
io  
Iris  
Lumark  
Lumière  
McGraw-Edison  
Metalux  
MWS  
Neo-Ray  
Portfolio  
RSA  
Shaper  
Streetworks  
Sure-Lites

### **Controls Product Lines**

Fifth Light Technology  
Greengate  
iLight (International Only)  
iLumin  
Zero 88

### **Connected Lighting Systems**

Distributed Low-Voltage Power  
HALO Home  
iLumin Plus  
LumaWatt Pro  
WaveLinx  
Trellix



#### **Cooper Lighting Solutions**

18001 East Colfax Avenue  
Aurora, CO 80011  
P: 303-393-1522  
[www.cooperlighting.com](http://www.cooperlighting.com)

Canada Sales  
5925 McLaughlin Road  
Mississauga, Ontario L5R 1B8  
P: 905-501-3000  
F: 905-501-3172

© 2020 Cooper Lighting Solutions  
All Rights Reserved  
Printed in USA  
Publication No. BR519045EN  
March 17, 2020 1:53 PM

Cooper Lighting Solutions is a registered trademark.

All other trademarks are property of their respective owners.

Product availability, specifications, and compliances are subject to change without notice.