



Wet Location

2' | 4' | 8' Narrow Body

PROJECT INFORMATION

JOB NAME	
FIXTURE TYPE	Linear Wet Location
CATALOG NUMBER	
APPROVED BY	

SPECIFICATIONS

Construction:

The 1-piece housing is made of durable composite material with 1/2" entry points on both ends. The poured gasket provides a continuous seal for the lens. Polycarbonate cam latches compress lens to housing for a tight seal. Stainless steel mounting brackets are furnished with each fixture.

Lens:

Injection molded acrylic lens with high impact additive. Lens is ribbed and frosted to eliminate glare.

Electrical:

AC Input: 120/208/240/277V 347/480V

Constant current, Class 2 120-277 VAC, 47-63Hz

High Efficiency – min. 85%

Off-State Power: 0 Watts

Temperatures: Min Start: -40°C Max: 40°C

LEDs:

Atlas LEDs provide higher lumen output, greater energy efficiency and more reliable fixture performance. LEDs manufactured for the ILW series utilize Epoxy Guard conformal coating which reduces the chance of board corrosion.

200,000+ hrs.¹ lifespan

ILW series fixtures operate at 4000K, 4500K and 5000K CCT.

Listings:

Luminaire is certified to UL/cUL Standards for Wet Locations DesignLights Consortium qualified luminaire, eligible for rebates from DLC member utilities. See chart on next page for qualifying products.

Ratings:

NEMA4X

IP65, IP66 & IP67

NSF

1500 PSI Hose Down

Testing:

Atlas LED luminaires have been tested by an independent laboratory in accordance with IESNA LM-79 & LM-80.

Applications:

Cold storage, garages, refrigerated cases, stairwells, storage areas, fuel pump canopy, low-bay fixtures for commercial & industrial buildings.

Installation:

Fixture retains the same knock-out sizes and positions as previous models, reducing wiring costs. Mounting bracket allows unit to be hung with aircraft cable.

Emergency Back-up: For factory installed Emergency Back-Up add suffix EB to part number.

480 Volt: For 480V add suffix 4 to part number.

Options: L = Stainless Steel Latches, 3C = 3' Cord, 6C = 6' Cord

Warranty: Five-year limited warranty

¹LED Life Span Based Upon LM-80 Test Results



NEMA 4X

NSF

IP65 RATED

IP66 RATED

IP67 RATED



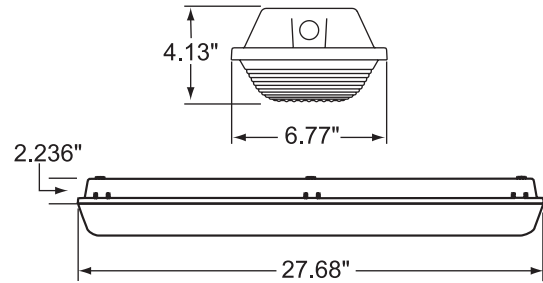
BUY AMERICAN



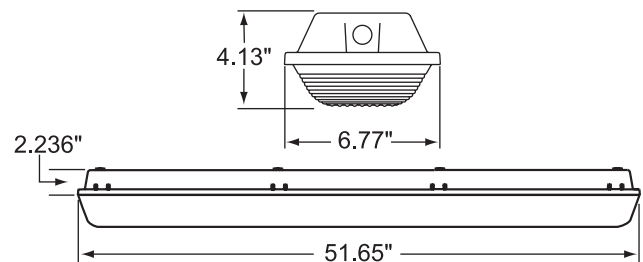
COMPLIANT*

DIMENSIONS

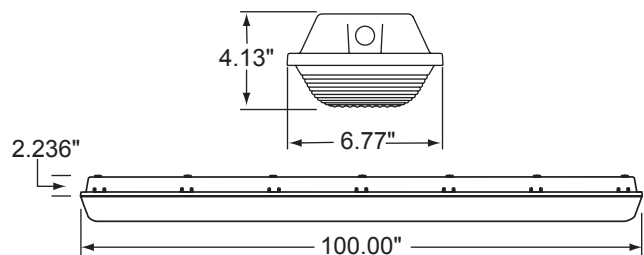
Weight: 4.4 lbs.



Weight: 9.5 lbs.



Weight: 16.9 lbs.



Rebates and Incentives are available in many areas. Contact an Atlas Representative for more information.

*The majority of Atlas Lighting Products are assembled in USA facilities by an American Workforce utilizing both Domestic and Foreign components. Meets Buy American requirements within the ARRA.

Atlas Lighting Products, Inc.

PO Box 2348 | Burlington, NC 27216

800-849-8485 | fax: 1-855-847-2794 | www.atlasled.com



Wet Location

2' | 4' | 8' Narrow Body

ORDERING INFORMATION

ILW	48LED	4	D		PG
PRODUCT SERIES	WATTAGE	FIXTURE LENGTH	BODY STYLE	COLOR TEMP.	OPTIONS
ILW = LED Linear Wet Location	25LED = 25 System Watts ¹ 30LED = 30 System Watts ² 48LED = 48 System Watts ² 76LED = 76 System Watts ³ 98LED = 98 System Watts ³ ¹ 2 Feet only ² 4 Feet only ³ 8 Feet only	2 = 2 Feet 4 = 4 Feet 8 = 8 Feet	D = Narrow Body	Blank = 4500K 4K = 4000K 5K = 5000K	xC* = 3' Cord (No Plug) EB = Emergency Back-Up L = SS Latches 4 = 480V Driver CL = Clear Lens M = Motion (120/277) PG = Parking Garage ¹ [*] x = 3 for 3' Cord; 6 for 6' cord, 10 for 10' cord; and 20 for 20' cord lengths ¹ 48 Watt only

PERFORMANCE DATA

UNIT	FIXTURE LENGTH	CRI	4000K CCT		4500K CCT		5000K CCT		WATTAGE	REPLACES UP TO
			DELIVERED LUMENS	EFFICACY (LPW)	DELIVERED LUMENS	EFFICACY (LPW)	DELIVERED LUMENS	EFFICACY (LPW)		
ILW25LED	2'	80	4455	142	4455	142	4624	144	32	70W MH
ILW30LED	4'	80	4270	144	4270	144	4307	143	30	2L T5 FL
ILW48LED	4'	80	7093	149	7047	147	7047	147	48	4L T8 FL
ILW76LED	8'	80	11581	154	11506	153	11506	153	75	4L T5 FL
ILW98LED	8'	80	14067	150	13976	149	13976	149	94	4L T5 FL

DLC PRODUCT INFORMATION

UNIT	FIXTURE LENGTH	4000K CCT		4500K CCT		5000K CCT	
		DLC PRODUCT ID	CLASSIFICATION	DLC PRODUCT ID	CLASSIFICATION	DLC PRODUCT ID	CLASSIFICATION
ILW25LED	2'	PWC8VBGM	Standard	PB1YV2AQX	Standard	PJUQO9JZ	Standard
ILW30LED	4'	PDVTVOLD	Standard	P4G1KQ6W	Standard	PXC69LPI	Standard
ILW48LED	4'	PCE5IQEB	Standard	P4KJAYFA	Standard	PIZFWRYF	Standard
ILW76LED	8'	PGXTWUA7P	Standard	PQ8MKM1X	Standard	PKSMFUGI	Standard
ILW98LED	8'	PLDW8P8R	Standard	PSC8SR8R	Standard	PMYN884T	Standard

IP RATING

	DESCRIPTION	DEFINITION
6	Dust-tight	No ingress of dust
5	Protects against water jets	Water projected from a nozzle against the enclosure from any direction shall have no harmful effect
6	Dust-tight	No ingress of dust
6	Protects against powerful water jets	Water projected in powerful jets against the enclosure from any direction shall have no harmful effect

	DESCRIPTION	DEFINITION
6	Dust-tight	No ingress of dust
7	Protects against the effects of immersion	Ingress of water in a harmful quantity shall not be possible when the enclosure is immersed in water under defined conditions of pressure & time