



Wet Location

2' | 4' Wide Body



PROJECT INFORMATION

JOB NAME	
FIXTURE TYPE	Linear Wet Location
CATALOG NUMBER	
APPROVED BY	

SPECIFICATIONS

Construction:

The 1-piece housing is made of durable composite material with 1/2" entry points on both ends. The poured gasket provides a continuous seal for the lens. Stainless steel cam latches compress lens to housing for a tight seal.

Lens:

Injection molded acrylic lens with high impact additive. Lens is ribbed and frosted to eliminate glare.

Electrical:

AC Input: 120/208/240/277V 347/480V

Constant current, Class 2 120-277 VAC, 47-63Hz

High Efficiency – min. 85%

Off-State Power: 0 Watts

Temperatures: Min Start: -35°C Max: 45°C

LEDs:

Atlas LEDs provide higher lumen output, greater energy efficiency and more reliable fixture performance. LEDs manufactured for the ILW series utilize Epoxy Guard conformal coating which reduces the chance of board corrosion.

200,000+ hrs.¹ lifespan

ILW series fixtures operate at 4000K, 4500K and 5000K CCT.

Listings:

Luminaire is certified to UL/cUL Standards for Wet Locations DesignLights Consortium qualified luminaire, eligible for rebates from DLC member utilities. See chart on next page for qualifying products.

Ratings:

NEMA4X

IP65, IP66 & IP67

IP69K (2ft only)

NSF

1500 PSI Hose Down

Testing:

Atlas LED luminaires have been tested by an independent laboratory in accordance with IESNA LM-79 & LM-80.

Applications:

Cold storage, garages, refrigerated cases, stairwells, storage areas, fuel pump canopy, low-bay fixtures for commercial & industrial buildings.

Installation:

Fixture retains the same knock-out sizes and positions as previous models, reducing wiring costs. Mounting bracket allows unit to be hung with aircraft cable.

Emergency Back-up: For factory installed Emergency Back-Up add suffix EB to part number.

480 Volt: For 480V add suffix 4 to part number.

Options: L = Stainless Steel Latches, 3C = 3' Cord, 6C = 6' Cord

Warranty: Five-year limited warranty

¹LED Life Span Based Upon LM-80 Test Results

NEMA 4X

NSF

IP65 RATED

IP66 RATED

IP67 RATED

MANUFACTURED & TESTED IN USA

DLC LISTED PREMIUM

UL LISTED

5 YEAR WARRANTY

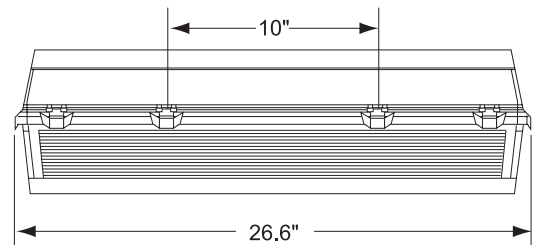
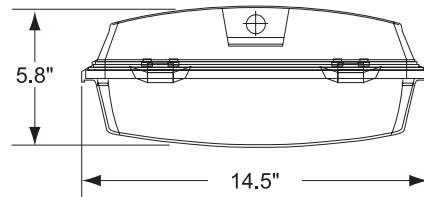
BUY AMERICAN



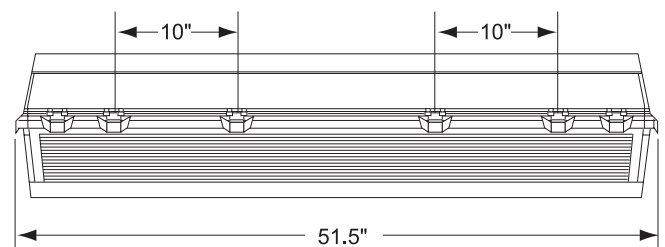
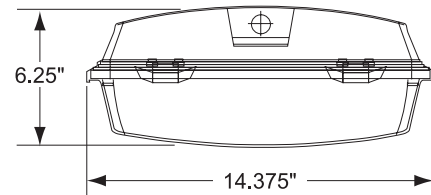
COMPLIANT*

DIMENSIONS

Weight: 13 lbs.



Weight: 21 lbs.



Rebates and Incentives are available in many areas. Contact an Atlas Representative for more information.

*The majority of Atlas Lighting Products are assembled in USA facilities by an American Workforce utilizing both Domestic and Foreign components. Meets Buy American requirements within the ARRA.

Atlas Lighting Products, Inc.

PO Box 2348 | Burlington, NC 27216

800-849-8485 | fax: 1-855-847-2794 | www.atlasled.com



Wet Location

2' | 4' Wide Body

ORDERING INFORMATION

ILW	98LED	4	WD		
PRODUCT SERIES	WATTAGE	FIXTURE LENGTH	BODY STYLE	COLOR TEMP.	OPTIONS
ILW = LED Linear Wet Location	76LED = 76 System Watts ¹ 98LED = 98 System Watts 130LED = 130 System Watts 190LED = 190 System Watts ² ¹ 2 Feet only ² 4 Feet only	2 = 2 Feet 4 = 4 Feet	WD = Wide Body	Blank = 4500K 4K = 4000K 5K = 5000K	xC* = 3' Cord (No Plug) CL = Clear Lens EB = Emergency Back-Up 4 = 480V Driver M = Motion (120/277) SP = Surge Protection <i>*x = 3 for 3' Cord; 6 for 6' cord, 10 for 10' cord; and 20 for 20' cord lengths</i>

PERFORMANCE DATA

UNIT	FIXTURE LENGTH	CRI	4000K CCT		4500K CCT		5000K CCT		WATTAGE	REPLACES UP TO
			DELIVERED LUMENS	EFFICACY (LPW)	DELIVERED LUMENS	EFFICACY (LPW)	DELIVERED LUMENS	EFFICACY (LPW)		
ILW76LED2WD	2'	80	10,380	149	10,380	149	10,380	149	75	4L T5 FL
ILW98LED2WD	2'	80	13,570	143	13,570	143	13,570	143	95	4L T5 FL
ILW130LED2WD	2'	80	16,930	132	16,930	132	16,930	132	129	6L T5 FL
ILW98LED4WD	4'	80	14,033	147	14,033	147	14,130	148	96	4L T5 FL
ILW130LED4WD	4'	80	17,821	142	17,821	142	17,621	140	126	6L T5 FL
ILW190LED4WD	4'	80	27,480	144	27,480	144	27,480	144	191	6L T5 FL

DLC PRODUCT INFORMATION

UNIT	FIXTURE LENGTH	4000K CCT		4500K CCT		5000K CCT	
		DLC PRODUCT ID	CLASSIFICATION	DLC PRODUCT ID	CLASSIFICATION	DLC PRODUCT ID	CLASSIFICATION
ILW76LED2WD	2'	PEDXZI6R	Premium	P3AZGIGR	Premium	PFGQ9MXW	Premium
ILW98LED2WD	2'	PF35FKJ7	Premium	PQ34YX9U	Premium	PV9LRZWP	Premium
ILW130LED2WD	2'	PE5P11Y7	Premium	PS4DA3P7	Standard	PFWBQVDJ	Standard
ILW98LED4WD	4'	P4V8H16W	Premium	PW53DCZB	Premium	P93DAEN3	Premium
ILW130LED4WD	4'	PKOZ2TAB	Premium	P5M8MDFS	Premium	P16YJ3DH	Premium
ILW190LED4WD	4'	PEYDOYSB	Premium	PM8NTPU1	Premium	PV3AFXB4	Premium

IP RATING

	DESCRIPTION	DEFINITION		DESCRIPTION	DEFINITION
6	Dust-tight	No ingress of dust	6	Dust-tight	No ingress of dust
5	Protects against water jets	Water projected from a nozzle against the enclosure from any direction shall have no harmful effect	7	Protects against the effects of immersion	Ingress of water in a harmful quantity shall not be possible when the enclosure is immersed in water under defined conditions of pressure & time
6	Dust-tight	No ingress of dust	6	Dust-tight	No ingress of dust
6	Protects against powerful water jets	Water projected in powerful jets against the enclosure from any direction shall have no harmful effect	9K	Protected from steam-jet cleaning	Protected from steam-jet cleaning <i>IP69K rating on the 2ft only</i>