

## Product Features and Specification model

The new generation led temporary highbay is a kind of work light with multifunctions. It's designed with handle and lamp pads which can be used as portable lights, and the hook structure of the lamp is very convenient to be used for hoisting. The metal mesh cover design can protect from collision and fall, and It's safer to use as a protective cover. There are plug and socket which can connect 2 or more lamps together, and the anti pull metal buckle on the lamps can make the lamps connected more firm. The lamp has large luminous angle and high power which is suitable for installation in open workshop and square. The lamp has the advantages of high efficiency and long lifespan.

**\* The luminaire standard cable length is 6 ft, purchase the cable in local market if the length is not enough \***

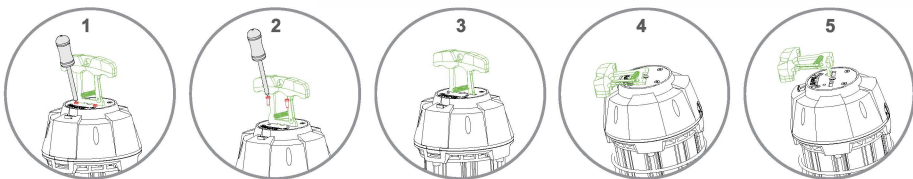
### Option:

Watt	Input	Light effect	Lamp Dimension	Lamp Base	Maximum number of connection lamps	Operating temperature
60W	120Vac	120lm/W	130*130*233mm	Hand-held Tripod stand Eyebolt	10PCS	-30℃~60℃
100W			130*130*278mm		6PCS	
150W			130*130*308mm		4PCS	

## Optional mounting

Fig 1

### HOW TO REMOVE THE HANDLE



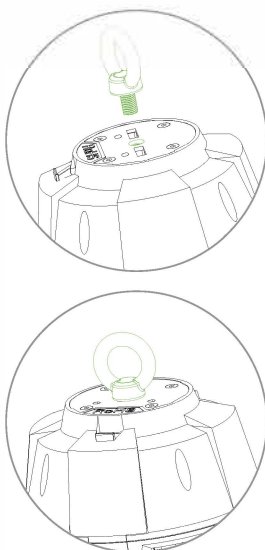
1、2 Remove the screws;

3、4 bend the handle 90 degree;  
to the screw direction;

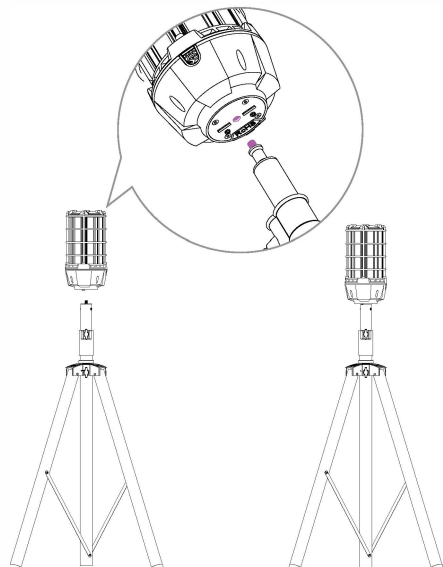
5 lift and remove the handle;

Fig 2

### Eyebolt installation

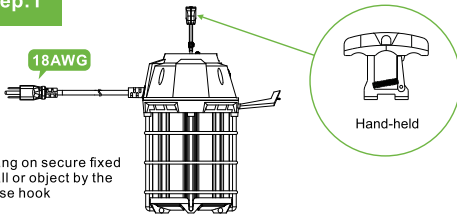


### Tripod installation

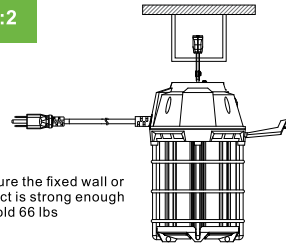


## Installation diagram


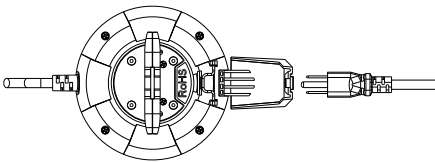
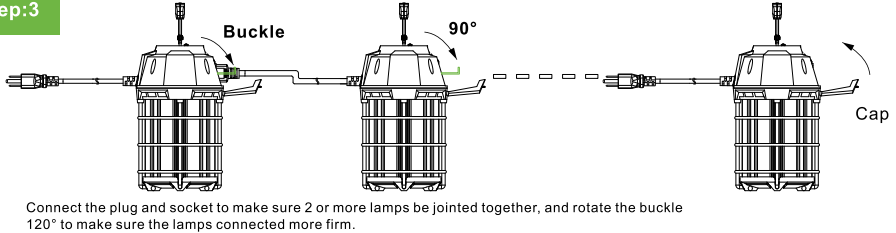
### Step:1



### Step:2



### Step:3



### NOTICE

Total 5A max in parallel connection

## Installation instructions

1. Turn off the power before installation.
2. The installation steps for a single product are as step 1, step 2,
3. The installation steps for 2 or more products are as step 1, step 2, step 3,
4. Close the cap for the last lamp which no need connect other lamps.
5. optional mounting (tripod) as Fig 1; optional mounting (eyebolt) as Fig 2

✳ Reset fuse in driver in case of overload 5A, thus only the first lamp lightens up, disconnect the extra, the lamps will be lightens up when the fuse cool down, normally it takes 10 seconds.

## Warning

1. Please read this manual carefully before use, make sure the application is in accordance with the instructions before use.
2. To reduce the risk of electric shock and fire, do not exceed string maximum wattage including any additional string loads. Maximum number of connection lamps: 60W -10PCS, 100W-6PCS, 150W-4PCS.
3. They are suitable for dry and damp locations
4. Disconnect the power to avoid shock when the equipment is wet.
5. This device is not intended for use with emergency exits.
6. The product should not be installed in heat and sealed environment and corrosive gases, and other places, so as not to affect the service life.
7. Do not override any ignition of explosive materials on the surface, so as not to cause a fire.
8. This luminaire must be installed, tested and maintained by professionals using special equipment.
9. Please check the product carefully after open package, if any products damaged, please keep the packaging and contact to the local dealer.

## Warranty

1. This product is guaranteed for 5 year warranty, any quality issue in normal use within the warranty period, it will be free of charge repair or replacement according to the actual situation under the condition that specification can be provided.
2. Beyond the warranty period, please contact our after-sales service center or contact your local dealer. The followings are not within the warranty:
  - (1) Damage or improper operation caused by human factors.
  - (2) Dismantle or repair the damage without our permission.
  - (3) No product brochures or invoices.