



THE ARX.4  
HIGHLIGHTS

## ARX.4 FORM & FUNCTION



Uniform illumination. The sophisticated ARX.4 linear family minimizes glare by utilizing precisely placed LED's to indirectly illuminate its internal arc cavity. The ARX.4 provides superior performance and efficacy that has an uninterrupted line of light that visually appears to be endless.

The ARX.4 is a 4 1/2" x 4 1/2" square housing luminaire that is lit from side mounted LED's, uniformly providing up to 200 feet of uninterrupted glare free illumination utilizing a 98% reflective film.

lm/W: Up to 133

Lumen Packages: 375-1250 ml/ft

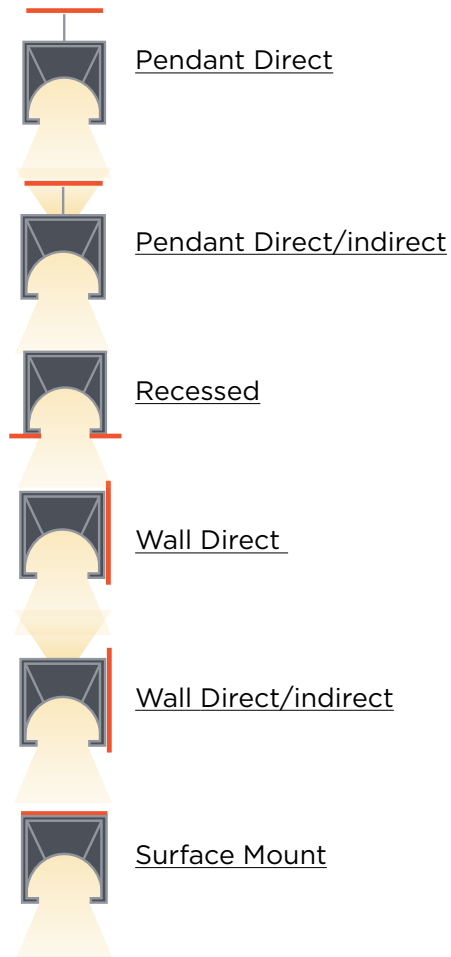
Configurations: 2ft - 8ft


Individual Units

Continuous Run Lengths

Fixed CCT: 27K, 30K, 35K, 40K

CRI: +84 and +90






#### **Assembly and Care of the ARX.4 Reflector Film**

Gently tuck reflector in place by pushing towards the arc cavity of the ARX.4 and tucking the reflector behind the LED boards.

*For best practice we recommend using gloves when assembling the ARX.4 reflector.*



Trim cut the end to match the length of the fixture run. Tuck reflector under endcap ledge to hide cut ends by sliding reflector under.

## **ARX.4 REFLECTOR FILM**

The ARX.4 reflector film is cut to size and factory installed for individual luminaires up to 8'.

For continuous runs the maximum run length is 200ft. The film is cut to size for on-site installation.

For more detailed information please consult our Install Instruction Guide located on our website ([luxilluminaire.com](http://luxilluminaire.com))


**ARX.4 Pendant Direct (pg.5)**

**ARX.4 Pendant Direct/Indirect (pg.5)**

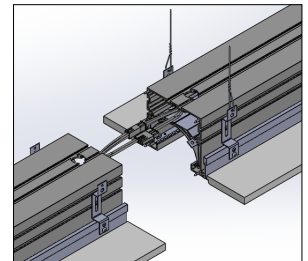
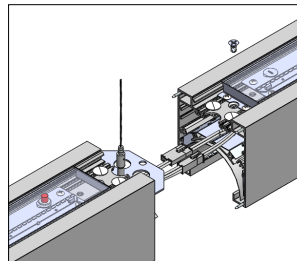
**ARX.4 Recessed (pg.6)**



## ARX.4 CONTINUOUS RUNS



The ARX.4 reflector design provides anti-glare and indirect lighting. The roll out film removes the need for an acrylic lens, eliminating lens joints, providing seamless glare-free illumination up to 200ft.



### CONSTRUCTION


Easily Join Modules Onsite

Seamless Reflector

Even Illumination

AXR.4 modules are designed to join together with a continuous reflector film that carries through each run without any seams.





## ARX.4 END CAP OPTIONS

The ARX.4 is designed with three end cap factory options.

The ARX.4 Standard End Plate, featuring a concave arc that elegantly displays a dramatic glow.


The ARX.4 Open End Plate, featuring a flat arc that conveys a clean modern twist to the standard design.

The ARX.4 Closed End Plate, features a flat clean modern and simplistic design.


### END CAP OPTIONS



STANDARD  
SCULPTED

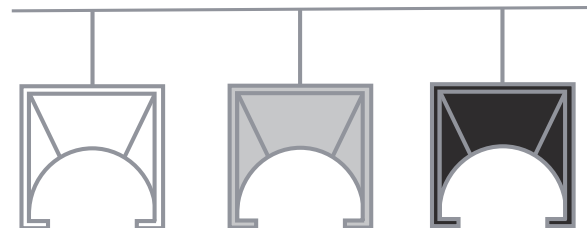


FLAT OPEN END PLATE  
with LUX Symbol



FLAT CLOSED END PLATE  
with LUX Symbol

### STANDARD FINISHES



WHITE

SILVER

BLACK

*Consult Factory for custom RAL finishes.*



LUX ILLUMINAIRE