



# ArcMED Healthcare Solutions

Lighting to Enhance the Patient Experience






ArcMED by Fail-Safe is the preferred lighting choice for healthcare facilities.

ArcMED products are high performing, specialized medical luminaires that are focused on the clinical spaces within a healthcare facility. In addition to ArcMED products being highly functional, a top priority is aesthetic appeal; to allow ArcMED products to contribute towards the beautification of healthcare design – and help improve the patient experience, well-being, and outcome.

Let ArcMED handle the details, so you don't have to!





2x4 shown  
Ambient & Exam illuminated




Fail-Safe

**APR**

**ArcMED Patient Recessed**

Designed to exude simple elegance into the patient room, the APR brings clean lines and pleasing illumination to the patient room. With all compartmentalization done behind the lens, the APR presents a fully luminous wipe-down surface for easy cleaning. The APR is also offered with a polycarbonate lens and is well suited for use in behavioral health applications.



### Top Product Features

- Fully luminous appearance, smooth bottom lens for easy cleaning and wipe-down
- Easy and quick access to LEDs and electrical from room side
- Illuminate compartments individually, or combine functions for a desired effect
- Up to 21,000 lumens from a 2x4 luminaire
- Optional clear bottom polycarbonate lens for behavioral health applications
- VividTune white tuning to vary the CCT for patient well-being

### Certifications and Ratings



### Applications

Patient Room • Behavioral Health • Exam/Procedure Room

**Fail-Safe**  
**APN**  
 ArcMED Patient Narrow

Offering all the functionality of a multi-function over-the-bed patient room fixture in a sleek package, the APN brings the "lines of light" aesthetic into the patient room. Positioned on both sides of the bed, the APN moves lighting out of the patient's direct line of sight, while also freeing up precious ceiling space above the patient bed.



### Top Product Features

- Narrow aperture, 6" on center T-grid, 3-1/2" aperture
- Easy and quick access to LEDs and electrical from room side
- Fully luminous appearance, smooth bottom lens, for easy cleaning and wipe-down
- Illuminate compartments individually, or combine functions for a desired effect
- Up to 14,000 lumens from a pair of 4' APN luminaires
- Polycarbonate clear bottom lens available for behavioral health applications
- VividTune white tuning, to vary the CCT for patient well-being



### Applications

Patient Room • Behavioral Health • Exam/Procedure Room

### Certifications and Ratings







## Fail-Safe Sealed InDepth ArcMED InDepth Series

Combine form and function with the ArcMED Sealed InDepth luminaire. Three luminaire sizes, five lens options, and multiple lumen packages and color temperatures allow for use in a variety of applications. The clear bottom lens provides a tight seal against water and dust ingress, protects against impact resistance, and enables quick and easy wipe-down/cleaning. VividTune white tuning for enhanced patient well-being.



### Top Product Features

- Five regressed lenses for visual interest – 1" and 2" cube, curve, double barrel, and sweep
- Clear bottom lens provides a tight seal against dust, debris, and water ingress – IP66 rated
- Clear bottom polycarbonate lens provides impact resistance – IK10 rated and ideal for behavioral health applications
- NSF compliant for food related applications – and easy cleaning and wipe-down
- ISO5 rating, ideal for cleanrooms, laboratories, pharmacies, other sanitary areas
- Up to 9,000 lumens

### Certifications and Ratings

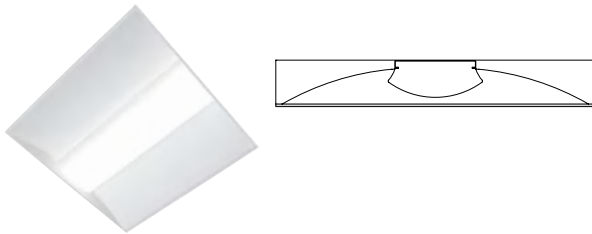


### Applications

Healthcare • Behavioral Health • Cleanroom • Education • Laboratory • Wet Location

# **Fail-Safe** **FCZ** **Sealed Center Basket**

The FCZ Fail-Safe Center Basket luminaire brings an exciting visual aesthetic into specialty areas within a healthcare facility. Starting from a center basket luminaire used in many routine applications, Fail-Safe fits the luminaire with a sealed clear bottom lens, precisely locating it on the bottom edges, ensuring a sealed product that performs in any medical environment. Choose a clear polycarbonate bottom lens and the FCZ is ideal for behavioral health settings.



## Top Product Features

- Sealed center basket for use in healthcare, wet location, sterile environments
- ISO-5-8 listed for use in cleanroom applications
- Up to 17,000 lumens (2x4), 11,000 lumens (2x2) for use in a variety of ceiling heights and illumination requirements
- NSF listed for easy cleaning/wipe-down
- Optional polycarbonate clear bottom lens for behavioral health applications
- VividTune white tuning to vary the CCT for patient well-being
- IP65 rated/wet location listed – protection from dust and water



## Applications

Examination Rooms • Procedure Rooms • Behavioral Health • Patient Rooms • Laboratories • Isolation Rooms

## Certifications and Ratings







Fail-Safe

# FSN & FSP

## Sealed Narrow Panel (FSN)

## Sealed Panel (FSP)

FSN and FSP offer an excellent solution for sterile and wet location environments, well suited for medical spaces in a healthcare facility. Available in multiple lengths, the FSN provides a versatile solution for areas where form and function need to be balanced. The FSP is available in three sizes to suit the needs of the space. Fitted with the optional polycarbonate lens, the FSN and FSP also provide an impact-resistant robust luminaire, with a beautiful appearance— ideal for behavioral health applications.



**FSN**  
(6" x 2', 6" x 4', 6" x 8')



**FSP**  
(2x2, 2x4, 1x4)

### Top Product Features

- 4" aperture, 6" grid width providing sleek lines of light (FSN)
- ISO-5-8 rated for cleanroom/sterile environment applications
- 2', 4', and 8' sizes available (FSN). 1x4, 2x2, 2x4 (FSP)
- Clear bottom lens seals fixture to prevent dust and water intrusion. IP66 rated
- Optional polycarbonate lens provides impact resistance. IK10 rated
- Selector switch on the fixture back to adjust color on site as desired (FSN)
- Selector switch on the fixture back to set lumens and watts as needed for the task (FSN)

### Certifications and Ratings



### Applications

Exam Rooms • Procedure Rooms • Patient Rooms • Laboratories • Cleanrooms • Behavioral Health • Pharmacies



Fail-Safe

# MPBL

## Patient Bed Light

The MPBL patient bed light provides an aesthetically pleasing solution for headwall-mounted patient bed lighting. Indirect uplight provides pleasant ambient lighting and direct downlight can be used during examinations by medical staff.

MWL offers many of the same features as the MPBL, while providing a more traditional style. Choose the polycarbonate lens option for behavioral health applications.



MPBL



MWL

### Top Product Features

- Ideal for patient rooms when over-the-bed wall mount illumination is preferred
- Aesthetically pleasing fixture provides a style upgrade to the patient room
- Die-cast aluminum end caps standard – flat end caps available
- Dedicated LED divider for independent up/down switching
- Extruded aluminum rail and housing for durability and aesthetics
- MWL available when a more traditional style is preferred

### Applications

Patient Room • Exam/Procedure Room



### Certifications and Ratings







FLD4B shown

## **Fail-Safe** **FLD4B & FLD6B** 4" and 6" Sealed & Vandal Resistant Downlights

Round downlights are often an essential part of any healthcare facility design. Fail-Safe offers a 4" and 6" downlight for customers preferring downlights in focused areas of the facility. Offered with multiple reflector and light engine options, the FLD4B and FLD6B provide the benefits of a downlight, with the ratings required for specialized areas of the healthcare facility.



FLD4B



FLD6B

### Top Product Features

- Sealed open, sealed bottom lens, or sealed bottom trim ring for a variety of styles and safety levels
- Optional polycarbonate lens for behavioral health applications
- Wet location standard. Class 100 (ISO5-8) for use in sterile environments
- NSF listed for easy cleaning/wipe-down
- IP65/66 rated for dust/water ingress protection
- Clear glass, acrylic, or polycarbonate bottom lens for a variety of protection levels

### Certifications and Ratings



### Applications

Examination Rooms • Procedure Rooms • Behavioral Health • Patient Rooms • Laboratories • Pharmacies



Fail-Safe

## MRI-ATR

### MRI Fully Luminous Recessed

In a space that has traditionally been illuminated using round downlights, the fully luminous MRI-ATR recessed luminaire provides a crisp, clean appearance for quick and easy wipe-down. Vary the illumination levels from low, soft illumination for a pleasing atmosphere – to high light levels for examination purposes, as necessary.



#### Top Product Features

- Specifically designed for MRI rooms, using non-ferrous materials
- 1x4, 2x2, and 2x4 sizes
- Minimal frame design enables fully luminous look – edge-to-edge luminous lens!
- Easy cleaning and wipe-down
- Frosted acrylic lens for a crisp, clean appearance, or choose from a multitude of visual therapy images
- Available in a range of lumen outputs
- Remote driver and driver enclosure
- Multi-channel MRI filters

#### Applications

MRI Rooms



#### Certifications and Ratings








## Fail-Safe MRI-ASR Sealed Slot

The MRI-ASR slot offers an ideal option for a facility to break from the traditional 6" round downlight, to illuminate the MRI suite. The ASR slot brings sleek lines of light to the MRI suite to provide pleasing ambient illumination. Excellent for use in hybrid MRI operating room applications.

Also integrate the MRI-ATR luminaire for a soothing, calming effect on patients.



### Top Product Features

- Specifically designed for MRI suite, constructed of non-ferrous materials
- 2', 4' and 8' lengths with 2" and 4" apertures
- Minimal frame design allows fully luminous aesthetic
- Fully illuminated frosted acrylic lens for a crisp, clean appearance. Easy cleaning and wipe-down
- Available in 250, 500, 750, and 1000 lumens/foot
- Remote driver and driver enclosure
- Multi-channel MRI filters

### Certifications and Ratings



### Applications

MRI Suites



Fail-Safe

# ORL

## Operating Room, Recessed Ceiling

ORL provides supplemental, asymmetric/symmetric lighting in the operating room. Typically positioned around the perimeter of the table, choose the ORL in 2x2, 2x4, and 1x4 sizes.

FLD6B/OR is a 6" round downlight that often accompanies the ORL into the operating room. Strategically placed throughout the operating room, the 6" downlight illuminates key areas of the room, with comparable features of the ORL.



ORL 2x4



FLD6B/OR

### Top Product Features

- IP66 rated standard for dust and water ingress protection
- MILSTD 461G available for minimized conducted and radiated emissions
- NSF listed for easy cleaning and wipe-down
- 2x2, 2x4, 1x4 sizes for placement in crowded ceilings
- Up to 32,000 lumens for a variety of illumination levels (2x4)
- Green (520nm) LEDs available for enhanced visual acuity
- ISO5-8 compliant for sterile environments



### Applications

Operating Rooms

### Certifications and Ratings







## Additional ArcMED products

### MAE

Medical Ambient / Exam / Reading



#### Features

- Frosted, ribbed acrylic center ambient lens, for pleasing illumination. Available in 2x2 and 2x4.
- Outer frosted exam lenses provides precise illumination to effectively perform the exam function
- Reading and night-light functions available
- Low voltage relay available to provide patient control of the reading and ambient lighting
- Clear bottom lens and door frame, for easy cleaning and wipe-down
- Choose a polycarbonate clear bottom lens for behavioral health applications

#### Applications

Patient Rooms, Exam and Procedure Rooms, Recovery Areas, PACU's




### MNAE

Medical Narrow Ambient / Exam



#### Applications

Patient Rooms, Exam & Procedure Rooms, Recovery Areas



#### Features

- Positioned adjacent to the sides of the bed, providing shadow-free exam illumination
- Recessed mount, 8" on-center T-grid ceiling system. For hard ceilings, drywall framing kit available. 36", 48", and 54" lengths.
- Exam, ambient, night light, and reading light available
- 7,000+ lumens for exam function, 4000 lumens for ambient illumination, and 1500 lumens for reading
- NSF compliant for easy cleaning and wipe-down
- IP65 available for dust and water ingress protection
- Amber night light available

### MPR3

Patient Room, Three Compartment



#### Features

- Three functions in a single 2x4 luminaire, to optimize ceiling space
- 7,000+ lumens for exam function, 4000 lumens for ambient illumination, and 1500 lumens for reading
- Frosted acrylic center lens for pleasing ambient illumination
- Parabolic shielding in the exam function, with an opal overlay lens, to minimize glare
- Night light available, for safety during nighttime activities

#### Applications

Patient Rooms, Exam and Procedure Rooms, Recovery Areas





## Additional ArcMED products

### UCL

Undercabinet



#### Features

- 1' to 4' lengths, in 1' increments. Custom lengths available via deviation request.
- 750 nominal lumens / foot
- Acrylic or polycarbonate lens available, prismatic or opal
- UCLV captivates the lens, for a robust luminaire in behavioral health applications, with polycarbonate lens
- Tamper resistant hardware available
- Powder-coat white painted steel standard. Choose from aluminum or stainless steel construction


#### Applications

Nurse Stations, Patient Rooms, Exam and Procedure Rooms, Work Areas



### Circadian

Night-Lights



#### Applications

Patient Rooms, Exam and Procedure Rooms, Recovery Areas, PACU's, Corridors



#### Features

- Choice of louvered or scoop design, to fit perfectly with the design intent
- 4 field-installable lenses accompany each unit – clear, amber, red, and blue gels
- Fits into standard single gang j-box for easy installation
- MCL has an illuminated push-button switch; ideal for nurse chart illumination
- Thru-wall j-box available, to accommodate wall thicknesses from 3.5" to 6"
- Tamper resistant screws available to discourage entry or misbehavior

### ENC/ENW/ENV

Cleanroom/Wet Location/Vandal Resistant



#### Features

- Aesthetically pleasing recessed luminaire
- Choose from ENC (cleanroom), ENW (wet location), or ENV (vandal resistant) for a variety of applications
- Quick and easy cleaning and wipe-down
- Wet location standard, IP65 standard for dust and water ingress protection
- NSF listed for use in food services/food preparation environments
- Available in 2x2, 2x4, 1x4, and 1x2 sizes

#### Applications

Patient Rooms, Corridors, Food Preparation, Laboratories, Clean Rooms, Pharmacies, Behavioral Health





# Behavioral Health LED




## Selection Guide

# Fail-Safe

### Multi-Function (Exam / Ambient / Reading / Night Light)

### Clear Polycarbonate Bottom Lens

### Surface Mount Wall / Ceiling

													
	ArcMed Patient Room Recessed	ArcMed Patient Room Narrow	Medical Ambient / Exam	ArcMed InDepth	FailSafe Cruze	FailSafe Sealed Panel	FailSafe Sealed Narrow	Encounter Vandal	Sealed & Gasketed Indirect	FailSafe Downlight	Harmony Vandal Steel	FailSafe Wall LED	Multi-Purpose Wall
	APR	APN	MAE (w/door)	AID	FCZ	FSP	FSN	ENV	SGI	FLD4 & FLD6	HVSL8B	FWL	MWL
Polycarbonate Lens/ Thickness	0.250" max	0.250" max	0.187" max	0.250" max	0.250" max	0.375" max	0.250" max	0.250" max	0.375" max	0.250" max	0.135" max	0.250" max	0.125" max
Mounting	Recessed Grid, Drywall Framing Kit for hard ceiling	Recessed Grid, Drywall Framing Kit for hard ceiling	Recessed Grid, Drywall Framing Kit for hard ceiling	Recessed Grid, Drywall Framing Kit for hard ceiling	Recessed Grid, Drywall Framing Kit for hard ceiling	Recessed Grid, Drywall Framing Kit for hard ceiling	Recessed Grid, Drywall Framing Kit for hard ceiling	Recessed Grid, Drywall Framing Kit for hard ceiling	Recessed Grid, Drywall Framing Kit for hard ceiling	Recessed Ceiling	Surface, Wall or Ceiling	Surface, Wall or Ceiling	Surface, Wall
Sizes / Lumen Ranges	2x2 up to 10,500 2x4 up to 21,000	Pair of 6" x 4" up to 14,000	2x2 up to 5,000 2x4 up to 11,000	2x2 up to 8,000 2x4 up to 9,000 1x4 up to 8,000	2x2 up to 11,000 2x4 up to 17,000 1x4 up to 6,000	2x2 up to 4200 2x4 up to 6400 1x4 up to 4200	4' length up to 4,050 8' length up to 8,250 2' length up to 2,000	2x2 up to 4,300 2x4 up to 7,000 1x4 up to 4,300	2x2 up to 5,500 2x4 up to 11,500 1x4 up to 6,600	6" downlight to 7,000 4" downlight to 4,000	4' length up to 14,300 2' length up to 7,150	4' length up to 6,000 2' length up to 3,000 18" length up to 1,675	4' length up to 6,600 up / 7,300 down
VividTune	Yes	Yes	—	Yes	Yes	—	—	—	—	—	—	—	Yes
Listing	Damp standard / Wet location in process	Damp standard / Wet location in process	Damp Location standard	Damp standard / Wet available	Wet Location standard	Wet Location standard	Wet Location standard	Wet Location standard	Damp standard / Wet available	Wet Location standard	Damp Location standard	Damp Location standard	Damp Location standard
IP	Testing in process	Testing in process	—	IP65 available	IP65 standard	IP65 & IP66 available	IP66 available	IP66	IP65 available	IP65 and IP65	—	—	IP4X
NSF	Yes	Yes	—	Yes	Yes	Yes	Yes	Yes	Yes	Yes	—	—	—
ISO	—	—	—	ISO5-8	ISO5-8	—	ISO5-8	ISO5-8	—	—	—	—	—
IK	Testing in process	Testing in process	—	IK10 with 0.25" Polycarbonate Lens	—	IK10 with 0.25" Polycarbonate Lens	IK10 with 0.25" Polycarbonate Lens	—	—	—	—	—	—
Ligature Resistant	Yes	Yes	Yes	Yes	Yes	Yes	Yes	Yes	Yes	Yes	Yes	Yes	Yes
Anti-microbial Finish	Standard Anti-microbial	Standard Anti-microbial	Available	Standard Matte White	Available	Standard Matte White	Standard Matte White	Standard Matte White	Available	Available	Available	Aavailable	Available
Other	Used directly over the bed	Patient Control w/ Low Voltage Relay. Used in pairs, adjacent to the bed.	Extruded Aluminum or Steel Door	Multiple Regress Diffusers	Continue Cruze theme into complex areas	50°C Ambient Rating	Flex Assembly for Continuous Run	Continue Encounter theme into complex areas	Extruded Aluminum or Steel Door	Open or Enclosed, Polycarbonate Lens to 0.250" thick	Corner Mount Bracket, Corner Connectors available	Flush Tamper Proof Screws standard, separate Up/Down Chambers	0.125" Polycarbonate Lens, Uplight/Downlight, for protection

### **Lighting Brands**

Ametrix  
AtLite  
Corelite  
Ephesus  
Fail-Safe  
Halo  
Halo Commercial  
Invue  
io  
Iris  
Lumark  
Lumière  
McGraw-Edison  
Metalux  
MWS  
Neo-Ray  
Portfolio  
RSA  
Shaper  
Streetworks  
Sure-Lites

### **Controls Brands**

Greengate  
Fifth Light

### **Connected Lighting Systems**

HALO Home  
WaveLinx

### **IoT Platforms**

Trellix



**Cooper Lighting Solutions**  
1121 Highway 74 South  
Peachtree City, GA 30269  
P: 770-486-4800  
[www.cooperlighting.com](http://www.cooperlighting.com)

Canada Sales  
5925 McLaughlin Road  
Mississauga, Ontario L5R 1B8  
P: 905-501-3000  
F: 905-501-3172

© 2023 Cooper Lighting Solutions  
All Rights Reserved  
Printed in USA  
Publication No. BR519058EN  
January 26, 2023 8:49 AM

Cooper Lighting Solutions is a registered trademark.

All other trademarks are property of their respective owners.

Product availability, specifications, and compliances are subject to change without notice.