


Emergency LED Driver YH12-W1690



LED Emergency driver

Product description

- LED emergency converter that can transfer standard LED fitting into emergency LED fitting.
- Used with Lithium iron phosphate battery.
- Suits for LED fitting with external led driver.
- Accessory: test switch and charge indicator.

Relevant standard

UL924



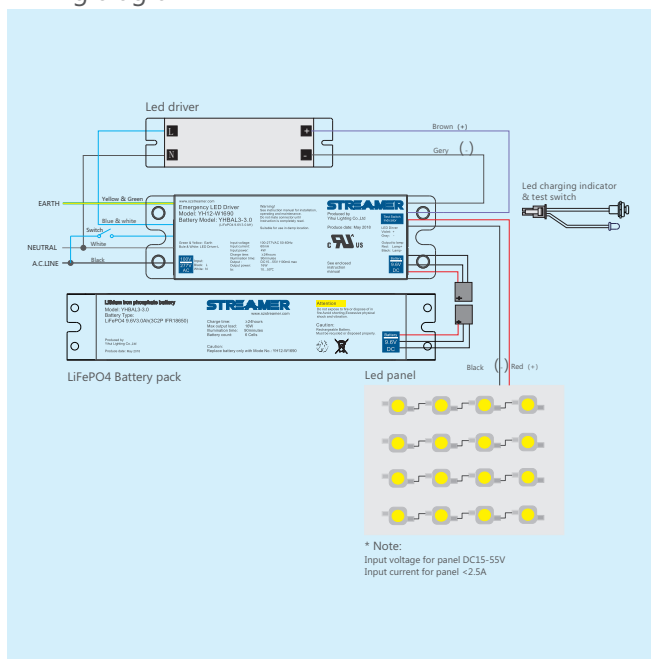
Applications

- Use in damp and dry environment.
- For use on a wide range of LED fittings to convert them from standard to emergency fitting.
- LED fitting would be maintained emergency LED fitting if standard (main powered) driver, emergency lighting kit and battery are all retained in the circuit.
- LED fitting would be non-maintained emergency LED fitting if only emergency lighting kit and battery are retained in the circuit.
- Additional Relay that can control standard LED driver.
- Deep discharge protection.
- Connector between emergency kit and battery has the function of polarity reversal protection.
- Ambient range t_a 10...50°C
- IP20 protection, relies on end-product enclosure for protection against accidental contact live parts.
- Not intended for use in luminaires for high-risk task area lighting.
- Full warranty 3 years.

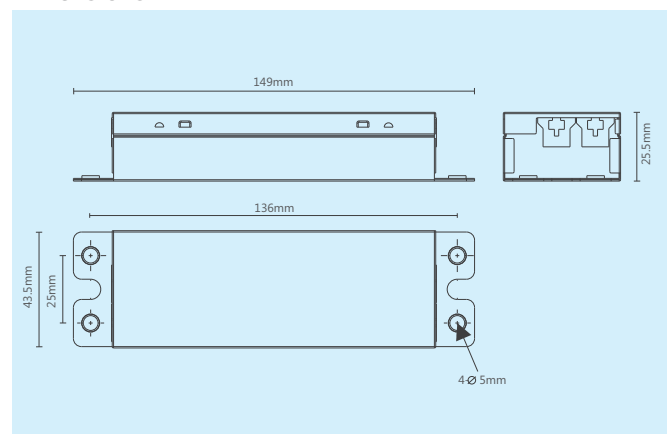
Technical data

- Input rated voltage: 100-277V AC 50-60Hz
- AC input current 10-100mA
- AC input power rated 6W max
- Power factor: >0.5
- Charge time ≥ 24 hours
- Charge mode: trickle re-charging on battery.
- Output emergency power 16 wattage, 250mA...960mA output current.
- Output voltage DC15...52V, DC57V max
- Battery capacity (LiFePo4):
9.6V 1500mAh IFR18650 3S2P
- Battery Charging Current 0-250mA
- 1.5 hours rated duration
- Charging indicator light
Red on--Battery is charging
Green light on--Battery is fully charged
Indicator flicker--The device is something wrong and is malfunction.
- Max. casing temperature t_c 70°C
- Lumen Factor: 100lm/Wattage
- Reinforced insulation between the supply and the battery circuit.
- This unit can recharge the battery normally after reconnecting of battery.

Wiring diagram



Dimensions



Lithium iron phosphate battery

YHBAL3-3.0

Product Description

- High-temperature Lithium iron phosphate batteries
- 6 Cells Lithium iron phosphate Battery pack

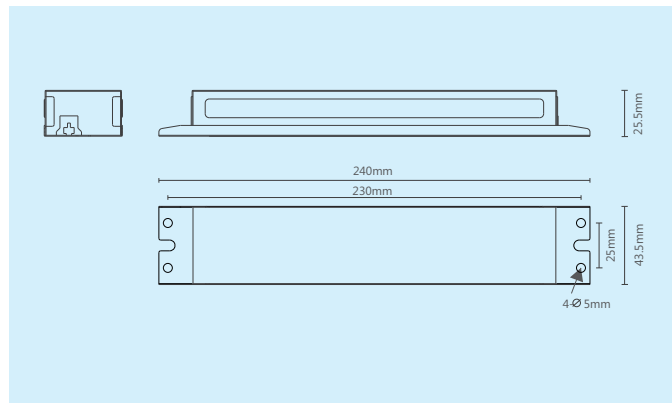
Technical Data

- Rated 500 charge/discharge cycle
- 18650 battery core
- Battery voltage 3.2V/Cell
- Max. short term temperature 70°C
- Ambient temperature 0°to +50°C°

Battery wire

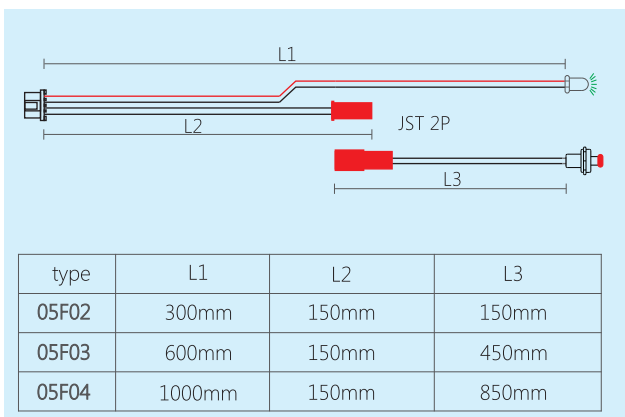
- Two wires: 1 red and 2 black
- Length: 150mm
- Wire type: 0.75mm²

Dimensions



Test switch and LED indicator

ORDERING DATA



type	L1	L2	L3
05F02	300mm	150mm	150mm
05F03	600mm	150mm	450mm
05F04	1000mm	150mm	850mm

Product description

- For connection to the emergency lighting unit
- The test switch for checking the device function
- The LED indicates that charging current is flowing into the battery
- Plug connection

LED indicator

- Mounting hole 6.5mm dia
- Wire insulation rating: 85°C

Test switch

- Mounting hole 7mm dia
- Wire insulation rating: 85°C

LED indicator

- Red stable: charging mode
- ☀ Battery is not connected
Battery is defective
- Green stable: battery fully charged
- Red and Green off: discharging mode or mains supply disconnected