

DESCRIPTION

The Arrowlinear fixture is a linear asymmetric system of lighting designed for wall washing and signage type applications. The fixture has multiple lengths and configurations, extruded aluminum housings, die cast end caps and mounting arms, and diffused acrylic lens. It is a simple and effective linear asymmetric lighting solution.

SPECIFICATION FEATURES

Construction

Housing is corrosion-resistant. Type 6063-T6 aluminum extrusion with die-cast aluminum end caps. End caps are secured by concealed stainless steel fasteners. Housing, end caps, and lens are sealed with single, closed cell silicone gaskets. Stainless steel hardware is standard. Reflector is constructed from 22 gauge cold rolled steel and pre-painted reflective white. A slightly diffused acrylic lens is standard, constructed of impact-resistant, U.V. stabilized virgin acrylic to prevent discoloration.

Reflector

Fixture includes the Opti-Lock asymmetric reflector system, constructed of specular Alanod 2000GS aluminum.

Electrical

Use 90° supply wire (provided by others). Linear Fluorescent - Medium Bi-Pin and Mini Bi-Pin. Ballast is integral to the luminaire and includes quick-disconnect to meet

NEC and CEC code requirements for disconnecting power to the fixture during service and maintenance. Lamps available from Ametrix at additional cost. Fifthlight is not available in all options; consult factory for more information.

Mounting

Fixture includes Slide-N-Mount™ adjustable, lockable, mounting arms constructed from Type 383 die-cast aluminum. Support structure by others.

Finish

Fixture housing is coated using electro-statically charged polyester powder coat paint for superior protection against fade and wear. Standard colors include white, silver, black, and bronze. Consult factory for custom colors.

Aiming

Fixture includes the PointGrab2™ lockable aiming system, providing minimum 180 degree vertical adjustment of the fixture housing in 5 degree increments. The aiming feature locks securely in place by means of a stainless steel locking mechanism.

Compliance

UL/ cUL listed for use in damp locations. (Only 4ft length listed for wet location and IP66). When specified without a lens, the fixture is UL/ cUL listed for dry locations only.



ARROWLINEAR

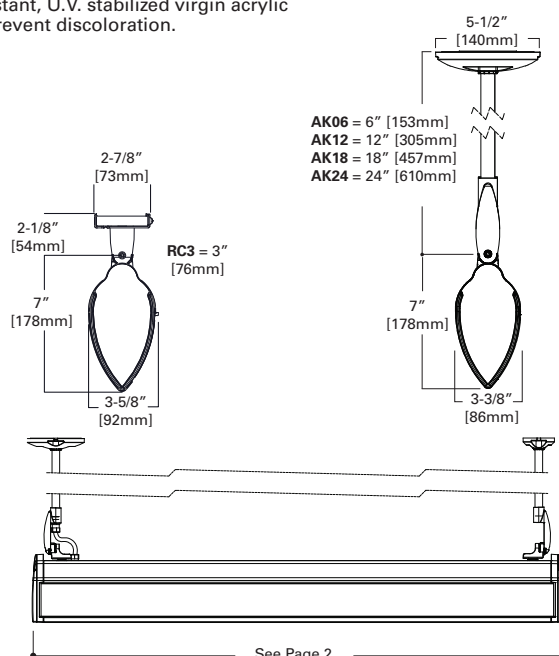
FLUORESCENT

Ceiling Mount Asymmetric Indirect

Individual Linear

CERTIFICATION DATA
UL/cUL Damp Location Listing
LM79 Compliant

ENERGY DATA
>0.9 Power Factor
120V - 277V 50/60 Hz
25°C Ambient Temperature



Refer to installation instructions for mounting details

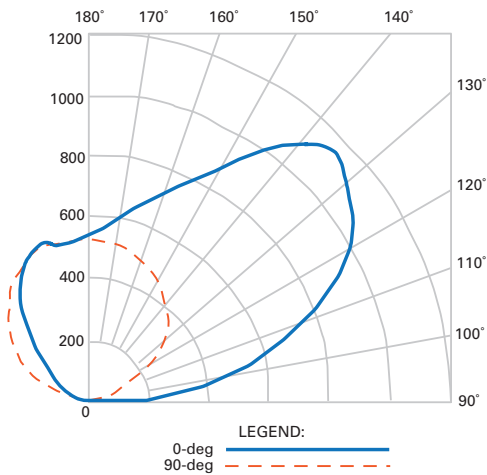
ORDERING INFORMATION

Sample Number: AC-SI-N-1-LF-T8-UNV-B-RC3-NAT

Series	Size	Lens	Light Level (Number of Lamps)	Lamp Type	Wattage ⁽⁸⁾
A02 = Arrowlinear 2' Unit A03 = Arrowlinear 3' Unit A04 = Arrowlinear 4' Unit A06 = Arrowlinear 6' Unit A08 = Arrowlinear 8' Unit A12 = Arrowlinear 12' Unit ⁽¹⁾	SI = Indoor SO = Outdoor ^(2,3,4)	A = Acrylic ⁽²⁾ N = None	1 = 1 Lamp ⁽⁵⁾ 2 = 2 Lamps ⁽⁶⁾ 3 = 3 Lamps ^(1,7)	LF = Linear Fluorescent Electronic	014 = 14 W (2' T5) 017 = 17 W (2' T8) 021 = 21 W (3' T5) 024 = 24 W (3' T5) 025 = 25 W (2' T5HO) 028 = 28 W (2' T5) 032 = 32 W (2' T5) 039 = 39 W (2' T5) 054 = 54 W (2' T5)
Voltage	Finish	Mounting	Options		
120 = 120V 277 = 277V 347 = 347V UNV = Universal	B = Black Z = Bronze S = Silver W = White C = Custom	RC3 = Rectangular Canopy, 3" Arm / Integral AK6 = 6" Adjustable Knuckle/ Integral AK12 = 12" Adjustable Knuckle/ Integral AK18 = 18" Adjustable Knuckle/ Integral AK24 = 24" Adjustable Knuckle/ Integral	D = Dimming E = Emergency F = Fusing IL35 = 35" Internal Louver IL35M = 35" Internal Louver - Fixture Match NAT = Natatorium Environments ^(3,4) LMC = Large AK Mounting Canopies (in lieu of standard)		

PHOTOMETRICS

Arrowlinear - Individual - Ceiling



**FILE NAME: A04-SI-A-1-LF-032 CEILING MOUNT
CEILING WASH**

LAMP: ONE 4' T8 LINEAR FLUORESCENT LAMP

LUMENS: 3100

INPUT WATTS: 32

EFFICACY: 96.2 LPW

TEST REPORT: 175P282

ZONAL LUMEN SUMMARY

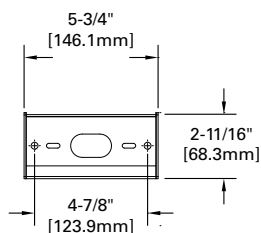
Zone	Lumens	% Fixture
0- 30	0	0
0- 40	0	0
0- 60	0	0
60- 90	14.5	0.6
70-100	126.3	5.6
90-120	677.9	29.9
0-90	14.5	0.6
90-180	2255.1	99.4
0-180	2269.6	100

ENERGY DATA

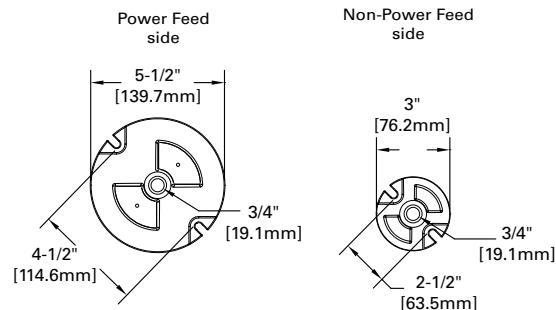
Lamp Source	Number of Lamps	Wattage	Lamp Base	Nominal Length	Actual Length	Mounting Centers
T8/T5HO Fluorescent	1	14W / 24W	Mini Bi-Pin	2'	27-3/8" [695 mm]	22-13/16" [580mm]
	1	21W / 39W	Mini Bi-Pin	3'	39-3/16" [995mm]	34-5/8" [880mm]
	1	28W / 54W	Mini Bi-Pin	4'	51" [1295mm]	46-7/16" [1180mm]
	2	21W / 39W	Mini Bi-Pin	6'	77-7/16" [1967mm]	72-29/32" [1852mm]
	2	28W / 54W	Mini Bi-Pin	8'	101-1/16" [2567 mm]	96-17/32" [2452mm]
	3	28W / 54W	Mini Bi-Pin	12'	151-3/16" [3839 mm]	146-7/16" [3719mm]
T8 Fluorescent	1	17W	Medium Bi-Pin	2'	27-3/8" [695 mm]	22-13/16" [580mm]
	1	25W	Medium Bi-Pin	3'	39-3/16" [995mm]	34-5/8" [880mm]
	1	32W	Medium Bi-Pin	4'	51" [1295mm]	46-7/16" [1180mm]
	2	25W	Medium Bi-Pin	6'	77-7/16" [1967mm]	72-29/32" [1852mm]
	2	32W	Medium Bi-Pin	8'	101-1/16" [2567 mm]	96-17/32" [2452mm]
	3	32W	Medium Bi-Pin	12'	151-3/16" [3839 mm]	146-7/16" [3719mm]

MOUNTING

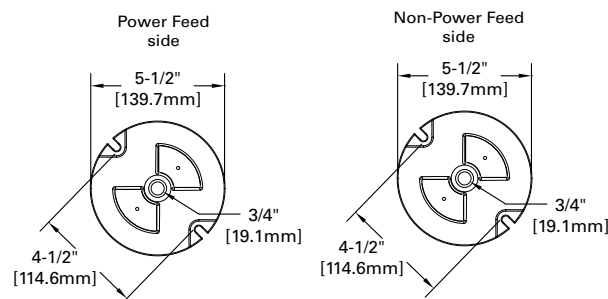
RC3 Mount - Standard rectangular wall mount plate



AK Mount - Standard circular wall mount plate



LMC Mount - Standard circular wall mount plate



1. Not available for Outdoor applications, except 4ft sections.
2. Required for outdoor applications.
3. Requires acrylic lens option.
4. Not available for 12' units.
5. For 2', 3' and 4' nominal length fixtures only.
6. For 6' and 8' nominal length fixtures only.
7. For 12' nominal length fixtures only.
8. Lamp not included - available at additional cost.