


CB Series

CCT/Wattage Selectable
LED Flat Panel Light



PRODUCT SPECIFICATIONS

DESCRIPTION

The CB series is a back lit LED flat panel with selectable 3500K, 4000K, or 5000K color temperatures. Designed for recessed, surface mounting, or suspended applications.

APPLICATIONS

The CB series is perfect for offices, schools, government buildings, commercial applications, and any application that requires a quality flat panel light with adjustable color temperature.

OPTICAL SYSTEM

Color temperature selectable in 3500K, 4000K, and 5000K. >80 CRI with a lifetime rating of >50,000.

ELECTRICAL SYSTEM

0-10V dimming driver standard, 120-277VAC.

MOUNTING

This fixture is designed for recessed, surface, or suspended mounting.

LISTINGS

UL and cUL Listed. DLC listed. Independently tested to IESNA LM-79 and LM-80 specifications.

WARRANTY

5-Year Limited Warranty. Complete warranty and terms located at www.aelnow.com/warranty

ORDERING INFORMATION

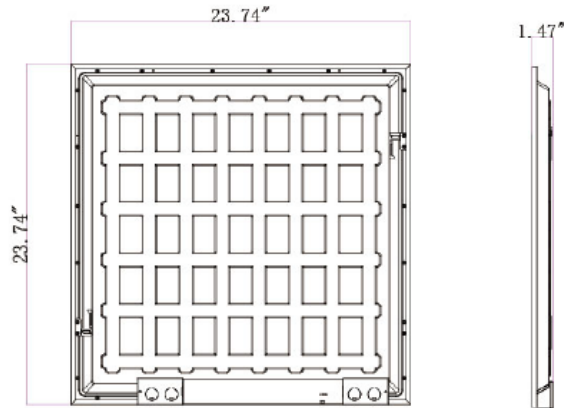
Example: CB24-S-S-M

SERIES	CCT	OUTPUT	VOLTAGE	OPTIONS
CB14 1x4	S Selectable CCT 3500K, 4000K, 5000K	S Selectable Wattage 20W/25W/30W - 1X4 20W/25W/30W - 2X2 30W/40W/50W - 2X4	M 120/277 (Multi-volt)	14EBL 14W Emergency
CB22 2x2				SMS14 1X4 Surface Mount Shroud
CB24 2x4				SMS22 2X2 Surface Mount Shroud
				SMS24 2X4 Surface Mount Shroud
				FK14 1X4 Flange Kit
				FK22 2x2 Flange Kit
				FK24 2x4 Flange Kit
				CMK Cable Suspension kit

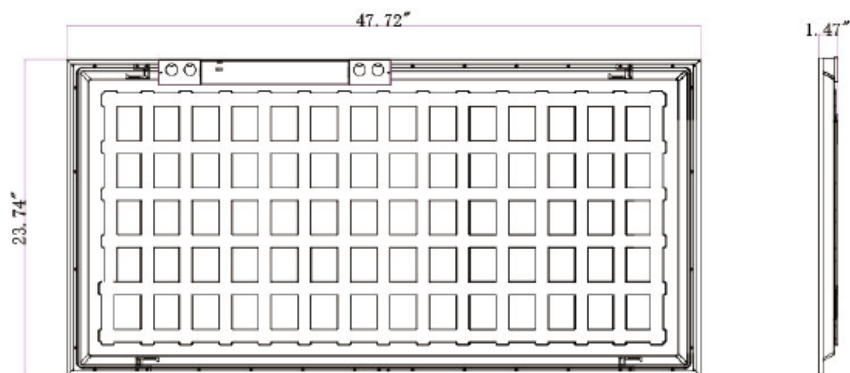
Output	Delivered Lumens	Luminous Efficacy	L70 @25C (hrs)
20W	2500	125 lm/W	>50K
25W	3125	125 lm/W	>50K
30W	3750	125 lm/W	>50K
40W	5000	125 lm/W	>50K
50W	6250	125 lm/W	>50K

DIMENSIONS

2X2



2X4



1X4

