

DESCRIPTION

The Aspen 1900-IL bollard features a sleek, contemporary aesthetic and an energy efficient, low glare fluorescent source. The fixture includes an integral, universal voltage ballast (120/277V). Our patented LumaLevel™ leveling system provides quick installation, easy adjustment, secure mounting and protection from vibration. Aspen bollards are available in two standard sizes.

Catalog #		Type
Project		
Comments		Date
Prepared by		

SPECIFICATION FEATURES

Material

Housing is precision-machined from corrosion-resistant 6061-T6 aluminum extrusion. Mounting base is cast from corrosion-resistant silicone aluminum alloy.

Finish

Fixture and mounting base are double protected by a chromate conversion undercoating and polyester powdercoat paint finish, surpassing the rigorous demands of the outdoor environment. Fixture housing is available in a variety of standard colors. Mounting base is painted black.

Lens

Lens is machined from solid U.V. stabilized clear acrylic. Non-adjustable internal louver design maximizes light output while minimizing glare.

Adjustable Mounting Base

Cast aluminum mounting base assembly is equipped with the patented LumaLevel™ leveling system that includes mounting chassis, 70 shore neoprene base, stainless steel hardware and 3/4" conduit entry. The LumaLevel™ leveling system provides quick installation, easy adjustment, secure mounting and protection from vibration.

Anchor Bolts & Template

Three (3) 3/8" x 12" galvanized anchor bolts and a galvanized steel anchor bolt template are standard. Anchor bolts and template are available to ship in advance of fixture for rough-in purposes (specify option -LAB and order anchor bolts/template kit separately).

Hardware

Stainless steel hardware is standard to provide maximum corrosion-resistance.

Socket

Ceramic socket with 250° C Teflon® coated lead wires and GX24q universal base.

Electrical

Universal voltage (120/277V) integral electronic ballast is standard. Rated for -18° C starting temperature.

Lamp

Not included.

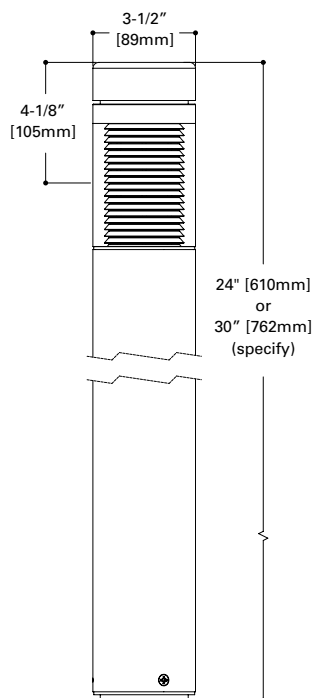
Warranty

Lumière warrants its fixtures against defects in materials & workmanship for three (3) years. Auxiliary equipment such as transformers, ballasts and lamps carry the original manufacturer's warranty.



ASPEN 1900-IL Compact Fluorescent

**APPLICATIONS:
BOLLARD**



CERTIFICATION DATA

UL and cUL Wet Location Listed
ROHS Compliant
IP66 Ingressed Protection Rated

TECHNICAL DATA

42W (max.) GX24q Base
Compact Fluorescent

ORDERING INFORMATION

Sample Number: 1900-IL-24-CF32-UNV-BZ-LAB

Series	Height	Source	Voltage	Finish	Options
1900-IL=Aspen Bollard Internal Louver	24=24" Nominal Height 30=30" Nominal Height	CF42=26, 32 or 42W Compact Fluorescent Triple Twin Tube, Universal GX24q Base	UNV=Universal (120-277 Universal Input Voltage)	Painted BK=Black BZ=Bronze CS=City Silver VE=Verde WT=White	LAB=Less Anchor Bolts & Template (Requires Anchor Kit Be Ordered Separately)

ACCESSORIES

Anchor Bolts & Templates
7048PK = Anchor Bolt/Template Kit for 24" & 30" Aspen Bollards

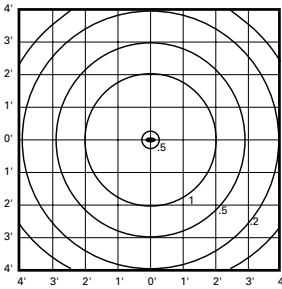
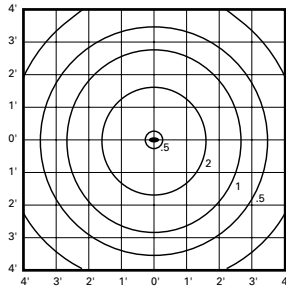
PHOTOMETRY

Aspen 1900-IL-24-CF26 Lamp=26W Triple Tube Compact Fluorescent Lumens=1800

Aspen 1900-IL-30-CF26 Lamp=26W Triple Tube Compact Fluorescent Lumens=1800

ISO Footcandle Plot

ISO Footcandle Plot



Scale: 1/4" = 1'
Lamp Wattage Multiplier
32W x 1.33
42W x 1.78

Scale: 1/4" = 1'

LAMP INFORMATION

Lamp	ANSI Code	Watts	Beam Spread	CBCP	°K	Life (hrs.)	Base	Volts
42TTT	---	42	---	---	2900	10,000	universal GX24q	120/277
32TTT	---	32	---	---	2900	10,000	universal GX24q	120/277
26TTT	---	26	---	---	2900	10,000	universal GX24q	120/277

NOTE: Inferior quality lamps may adversely affect the performance of this product. Use only name brand lamps from reputable lamp manufacturers.

NOTES AND FORMULAS

- Beam diameter is to 50% of maximum footcandles, rounded to the nearest half-foot.
- Footcandle values are initial. Apply appropriate light loss factors where necessary.