

LED LINKABLE FIXTURES



Nothing But LED's Linkable T8 LED Integrated Lamps perform efficiently in conditions where low voltage, halogen, or fluorescent luminaires have traditionally been used. Our LED tubes incorporate integral drivers, are self-supporting and can be surface mounted. Individual units can be plugged together for continuous lengths up to 200W. Our Yonah 3rd Gen Lamps connect directly to line voltage and can be used in any interior space.

Product Features

- Efficacy up to 140 Lumens per watt
- 6 Wattages Adjustable 18W/20W/22W/25W/28W/30W
- 6 CCT Adjustable 3K/3500K/4K/5K/6K/6500K
- Operates directly from line voltage
- Usable as a stand alone fixture
- Linkable up to 200W at AC120V
- Aluminum and PC housing
- Input Voltage 100-277Vac 50-60Hz
- ETL Listed
- 5 Year warranty

LED LINKABLE FIXTURES



SKU #	Model #	Wattage Adjustable	Lumens	CCT Adjustable	Size	Lens	Input Voltage	Certifications
1560779	BLT-T8-30P4FT-INT2-MM	18W/20W/22W/25W/28W/30W	Max 4200Lm	3K/3500K/4K/5K/6K/6500K	4FT	Frosted	100-277Vac	ETL
1560829	BLT-T8-30P4FT-INT2-CM	18W/20W/22W/25W/28W/30W	Max 4200Lm	3K/3500K/4K/5K/6K/6500K	4FT	Clear	100-277Vac	ETL
1560830	BLT-T8-30P4FT-INT2-SM	18W/20W/22W/25W/28W/30W	Max 4200Lm	3K/3500K/4K/5K/6K/6500K	4FT	Strip	100-277Vac	ETL
1560780	BLT-T8-60P8FT-INT2-MM	40W/45W/48W/52W/56W/60W	Max 8400Lm	3K/3500K/4K/5K/6K/6500K	8FT	Frosted	100-277Vac	ETL
1560831	BLT-T8-60P8FT-INT2-CM	40W/45W/48W/52W/56W/60W	Max 8400Lm	3K/3500K/4K/5K/6K/6500K	8FT	Clear	100-277Vac	ETL

Size: 4FT

Specifications

Parameter	Description	Value
General Performance	Wattage Adjustable	18W/20W/22W/25W/28W/30W
	Lumen	4200Lm
	Lumen Efficacy	Up to 140LM/W
	Color Temperature	3K/3500K/4K/5K/6K/6500K
	CRI (Ra)	>80
	Beam Angle	180° Degree
Electrical	Diffuser Type	Frosted / Clear / Strip
	Input Voltage	100-277Vac
	Frequency	50/60Hz
	Power Factor	≥0.95
Physical	Operating Temperature	N/A
	Operating Humidity	N/A
	Storage Temperature	N/A
	LED Type	N/A
Qualification	Housing Material	Aluminium + PC
	Housing Color	N/A
	IP Rating	N/A
	Warranty	5 Year

LED LINKABLE FIXTURES

Size: 8FT

Specifications

Parameter	Description	Value
General Performance	Wattage Adjustable	40W/45W/48W/52W/56W/60W
	Lumen	7800Lm
	Lumen Efficacy	Up to 140LM/W
	Color Temperature	3K/3500K/4K/5K/6K/6500K
	CRI (Ra)	>80
	Beam Angle	180° Degree
Electrical	Diffuser Type	Frosted / Clear
	Input Voltage	100-277Vac
	Frequency	50/60Hz
	Power Factor	≥0.95
Physical	Operating Temperature	N/A
	Operating Humidity	N/A
	Storage Temperature	N/A
	LED Type	N/A
Qualification	Housing Material	Aluminium + PC
	Housing Color	N/A
	IP Rating	N/A
	Warranty	5 Year

LED LINKABLE FIXTURES



Accessories

Linkable Options




Mounting Clips



Linkable Options Mounting Clips

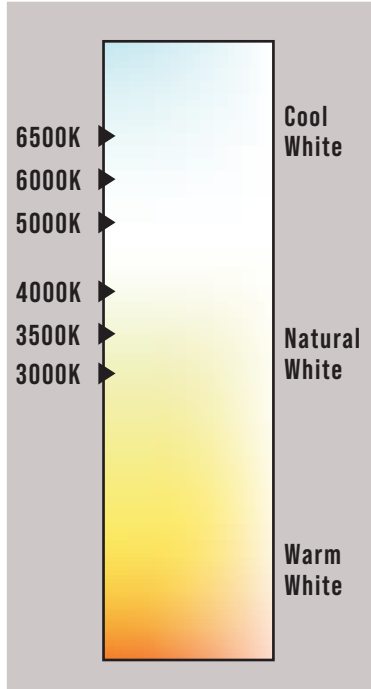


Installation, Hanging

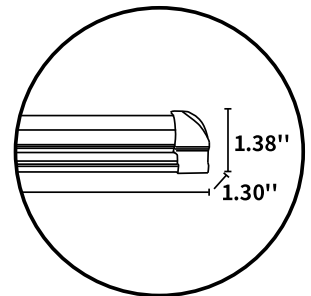


LED LINKABLE FIXTURES

Correlated Color Temperature (CCT)



Dimension

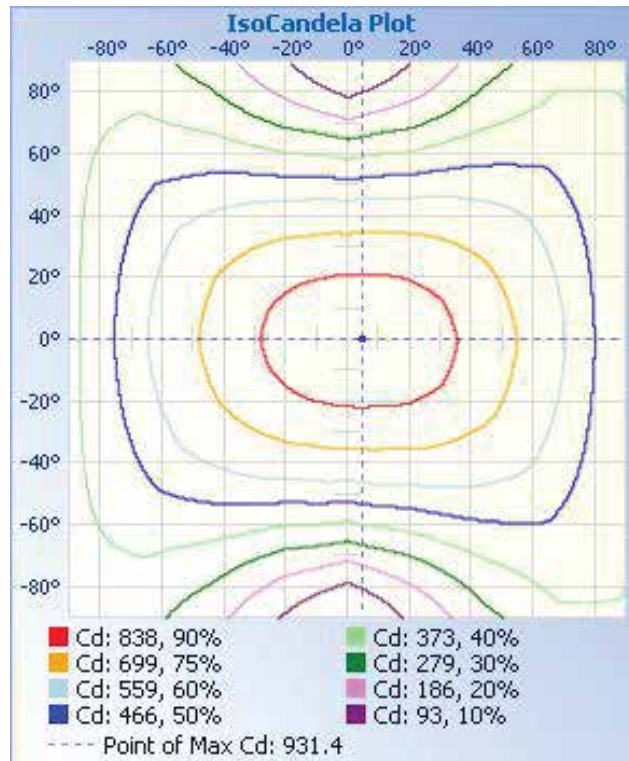
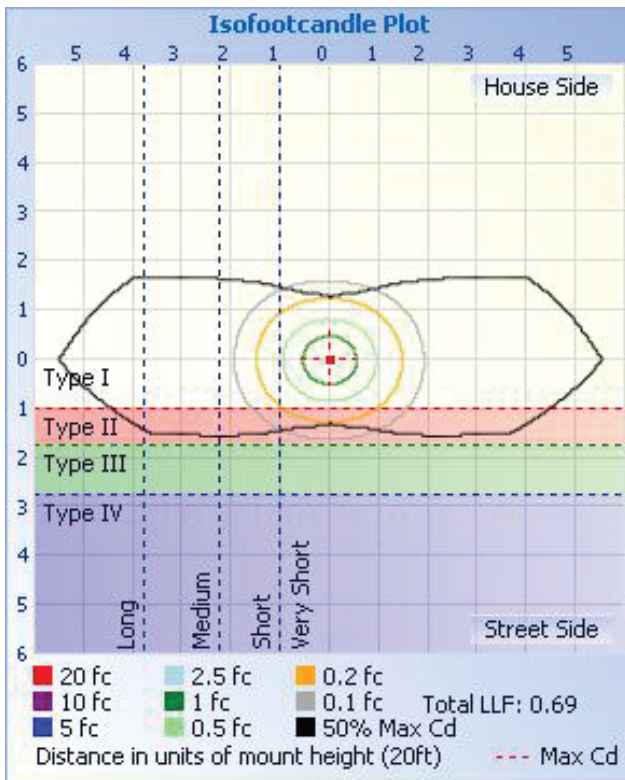

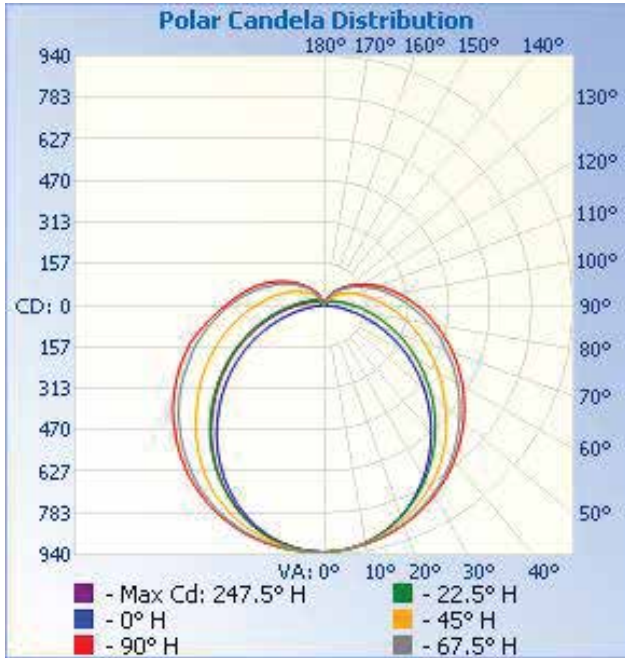


LED LINKABLE FIXTURES



Size: 4FT

Photometric Data



LED LINKABLE FIXTURES

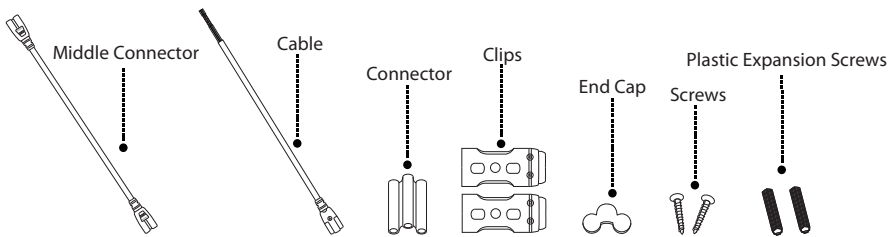
LED LINKABLE FIXTURES

Installation

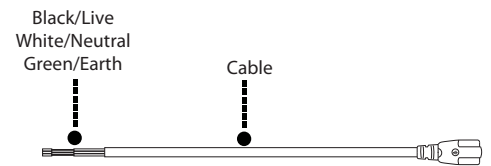
Installation Guide for Surface Mounted LED Tube Integrated T8

This is LED surface mounted light. Please take the time to read this quick installation guide. The guide contains important information and notes regarding installation and operation.

1. Accessories bag includes:

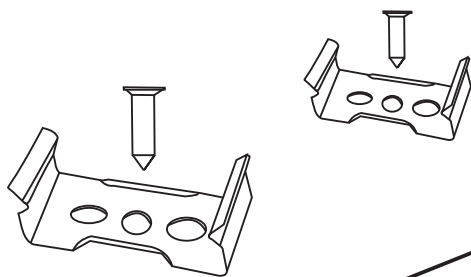


2. Cable connection instruction

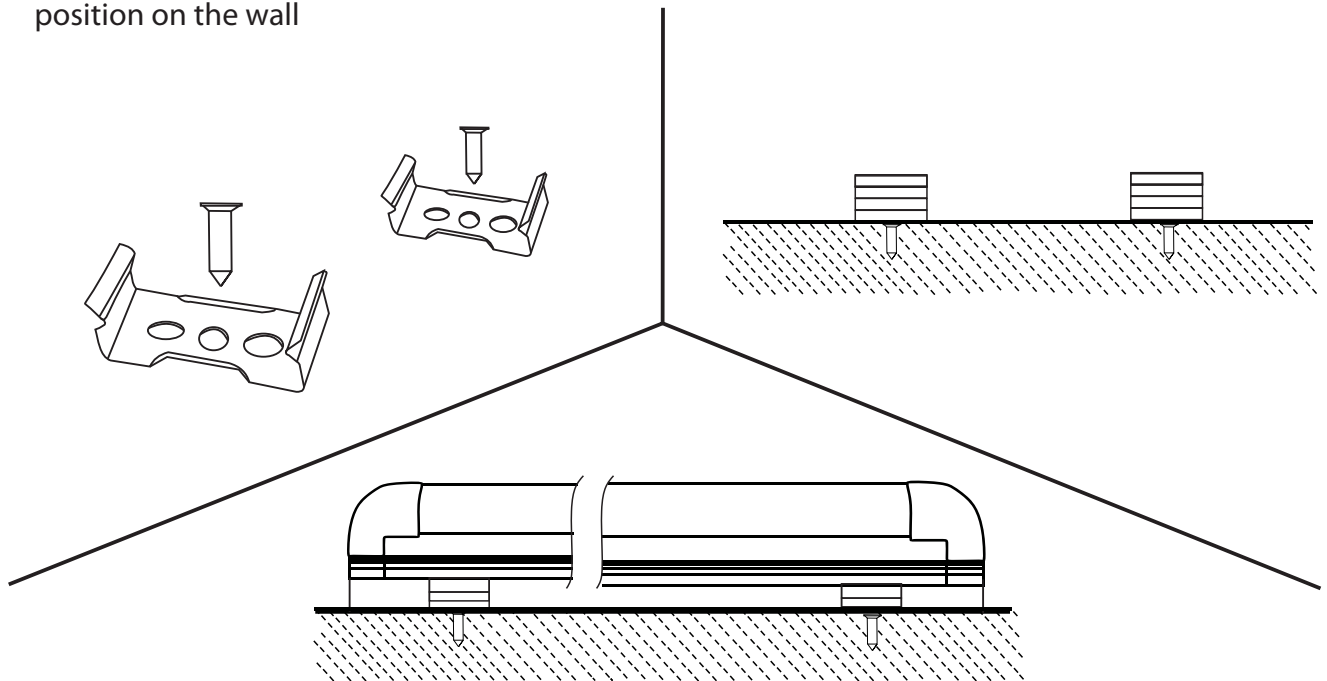
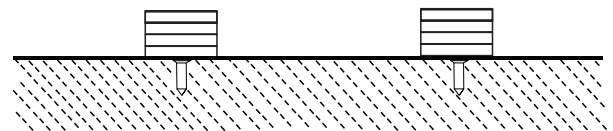


3. Installation Instructions

1. Confirm the buckle's position on the wall



2. Screw the buckles on the wall

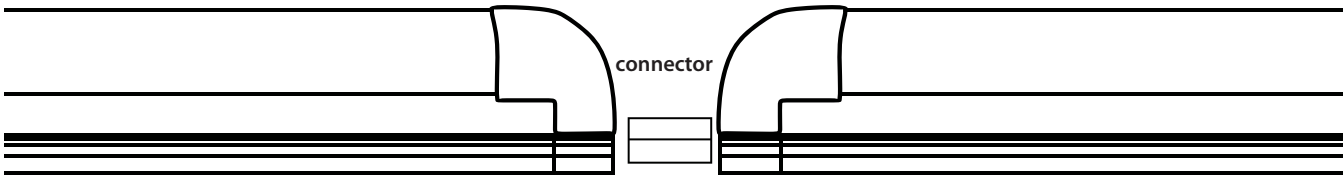


LED LINKABLE FIXTURES

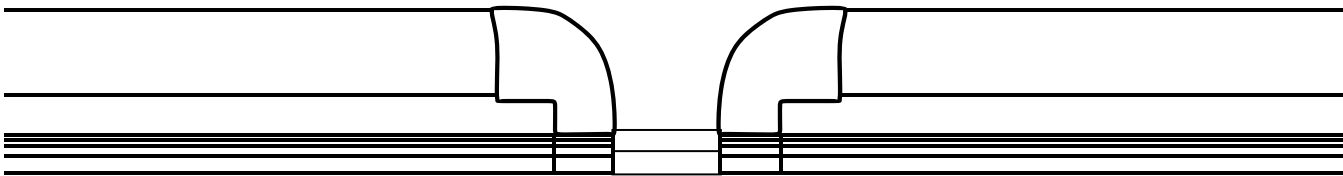


Installation

Connection Installation



1. Please find the connector in the accessories bag



2. Plug the connector into the tube

Notes:

For safety standard, in a row please do not connect more than 300w (add up) at 120VAC, do not connect more than 600w (add up) at 220-277VAC.

Warnings

End cap: Please insert the END CAP at the end of last connection lamp as isolation protection. This product must be installed in accordance with the applicable installation code by a person familiar with the construction and operation of the product and hazards involved. Risk of fire or electric shock. LED tube installation requires knowledge of luminaries' electrical systems. If not qualified, do not attempt installation. Contact a qualified electrician.

Do not use with dimmers.

Small noises when shaking does not affect the quality.

3. Fix the light into the buckles

LED LINKABLE FIXTURES

Packaging

SKU#	Size	Dimension (Inches)	Qty	Net Weight	Gross Weight
1560779	4FT	49.21x 8.66 x 7.87	20 Pcs/Box	14.53 LBS	17.86 LBS
1560829	4FT	49.21x 8.66 x 7.87	20 Pcs/Box	14.53 LBS	17.86 LBS
1560830	4FT	49.21x 8.66 x 7.87	20 Pcs/Box	14.53 LBS	17.86 LBS
1560780	8FT	95.28 x 8.27 x 7.48	20 Pcs/Box	28.66 LBS	33.40 LBS
1560831	8FT	95.28 x 8.27 x 7.48	20 Pcs/Box	28.66 LBS	33.40 LBS



LED LINKABLE FIXTURES



Application Picture



Warranty

5 Year Warranty