



# Steel Poles & Accessories

## SSP Series



Beyond LED's Mounting & Pole Accessories are an essential necessity for you area lighting needs. We offer multiple bracket options for round or square steel poles. We have top caps, J-bolts, base plate templates & covers too.

- Pole or Surface mounting options
- Square or Round Brackets
- Durable steel poles
- Various color options



# Steel Poles & Accessories

## SSP Series

### Description

The SSP Square Straight Steel Poles are designed for top or side mounted luminaires, with a universal drill pattern on all four sides of the pole. Polycarbonate plugs are included to cover all unused holes. SSP poles are currently stocked in 20', 25' and 30' lengths in a dark bronze finish. Pole includes pole cap, anchor bolts, base plate cover, hand hole cover and anchor bolt template.

### Construction

- High grade steel conforming to Q235B, minimum yield strength of 34,000 PSI.
- Polyester powder coat dark bronze finish baked at 400°F (204°C) to optimize paint adhesion, durability and hardness.
- Pre-drilled universal hole pattern on all four sides for flexible luminaire attachment.
- Galvanized ASTM A36 alloy with 55,000 PSI minimum yield strength steel anchor bolts.

### Installation

- Pole includes spring-loaded polycarbonate pole cap, anchor bolts, easily secured 2-piece base plate cover, reinforced cast-iron hand hole cover with ground screw and bolt circle template.
- 12 Plugs provided to seal unused drill holes at top of pole.

### Warranty

- 1 Year limited warranty



# Steel Poles & Accessories

## SSP Series

### Ordering Information & Specs at a Glance

SKU #	Height (Ft)	Nominal Shaft Dimensions (In)	Wall Thickness (In)	Bolt Circle (In)	Bolt Circle (Range) (In)	Bolt Square (Range) (In)	Base Plate Square (In)	Anchor Bolt Size (In)	Bolt Projection (In)	Pole Weight (Lb)
150526	20	4	0.118	9	8-11	5.66-7.78	10.5	3/4X30X4	3.5	150
150527	25	4	0.118	9	8-11	5.66-7.78	10.5	3/4X30X4	3.5	176
150528	30	5	0.118	11	10.5-12	7.47-8.63	11	3/4X30X4	3.5	269
153134	30	5	0.177	11	10.5-12	7.47-8.63	11	3/4X30X4	3.5	386

### 4X4" Steel Square Poles



SKU #	Description
150526	Steel Square Poles 4X4, Wall Thickness 0.118", 20FT, Bronze Color*
150527	Steel Square Poles 4X4, Wall Thickness 0.118", 25FT, Bronze Color*
150529	Base Plate Cover for 4X4 Pole, Bronze Color, *included in the Pole Price
150531	Plastic Top Cap, 4X4, *included in the Pole Price
150533	Base Plate Template for 4X4, *included in the Pole Price

### 5X5" Steel Square Poles

SKU #	Description
150528	Steel Square Poles 5X5, Wall Thickness 0.118", 30FT, Bronze Color*
153134	Steel Square Poles 5X5, Wall Thickness 0.177", 30FT, Bronze Color*
150530	Base Plate Cover for 5X5 Pole, Bronze Color, *included in the Pole Price
150532	Plastic Top Cap, 5X5, *included in the Pole Price
150534	Base Plate Template for 5X5, *included in the Pole Price

### J-Bolts for Steel Poles



SKU #	Description
150535	J-Bolt, 3/4X30X4, 4pcs as Set *
150536	J-Bolt, 1X36X4, 4pcs as Set *



# Steel Poles & Accessories

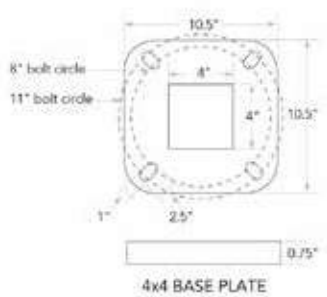
## SSP Series

Included Accessories					
 SKU# 150535 Set of 4 J-Bolts (3/4" x 30" x 4")	 Base Plate Cover	 Pole Cap	 Hand Hole Cover	 Template	 Plugs (Large Round-4, Round-8)

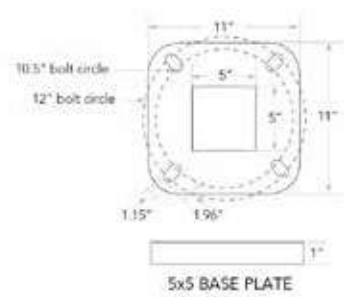


### Dimensions


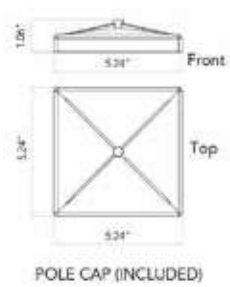
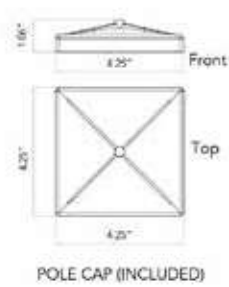

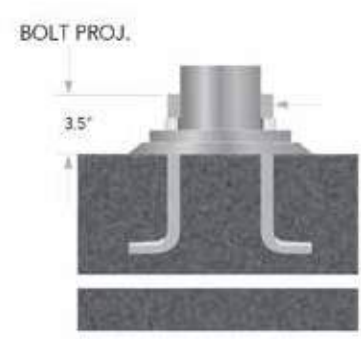
#### 4" x 4" Pole Shaft



#### 5" x 5" Pole Shaft



#### 150535 Anchor Bolts

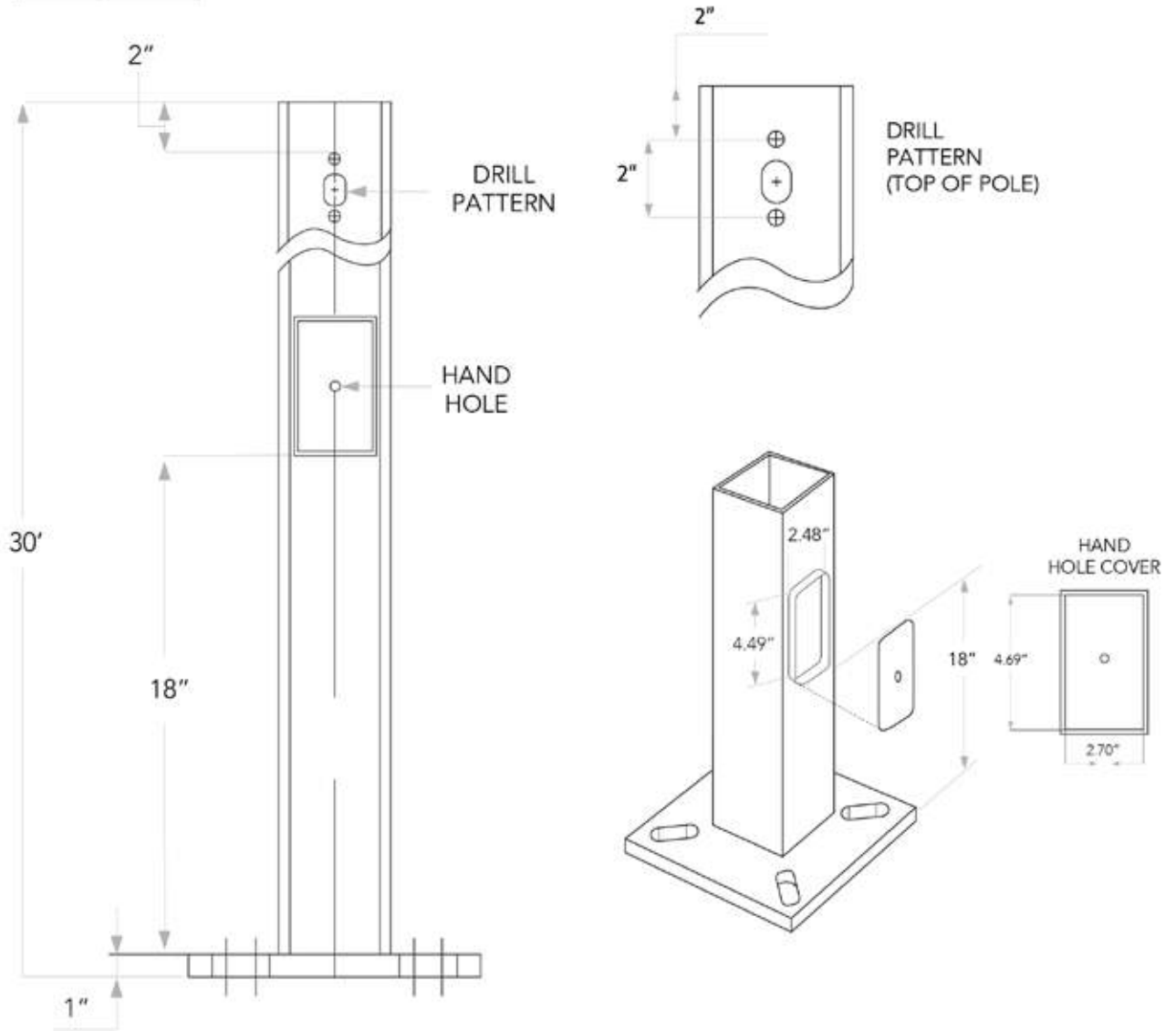


# Steel Poles & Accessories

## SSP Series

Dimensions

H	B
20'-25'	0.75"
30'	1"

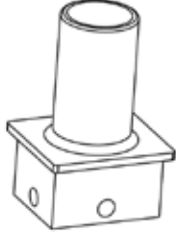




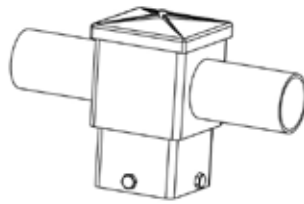
# Steel Poles & Accessories

## SSP Series

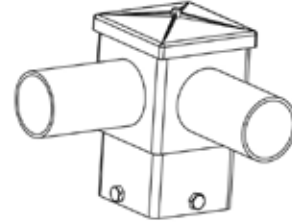
Mounting Accessories (sold separately):



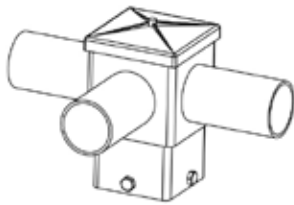
SINGLE SQUARE VERTICAL TENON



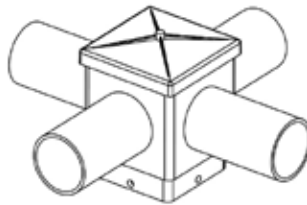
180° TWIN SQUARE HORIZONTAL TENON



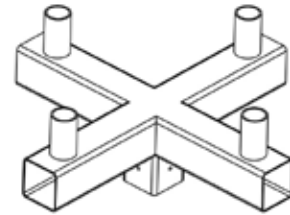
90 DEGREE TWIN SQUARE TENON



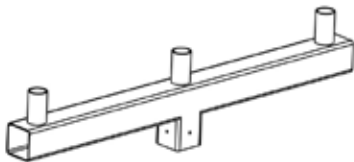
90 DEGREE TRIPLE HORIZONTAL TENON



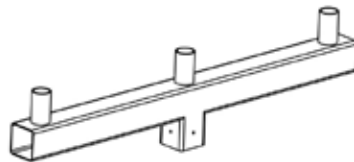
90 DEGREE QUAD SQUARE HORIZONTAL TENON



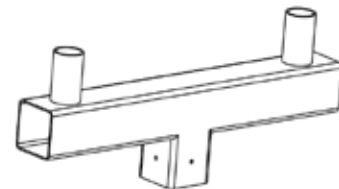
QUAD SQUARE TENON



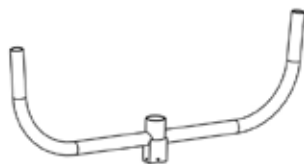
TRIPLE IN-LINE TENON (30")



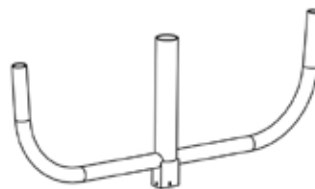
TRIPLE IN-LINE TENON (54")



TWIN SQUARE TENON




180 DEGREE DOUBLE BULLHORN TENON



180 DEGREE TRIPLE BULLHORN TENON

# Steel Poles & Accessories

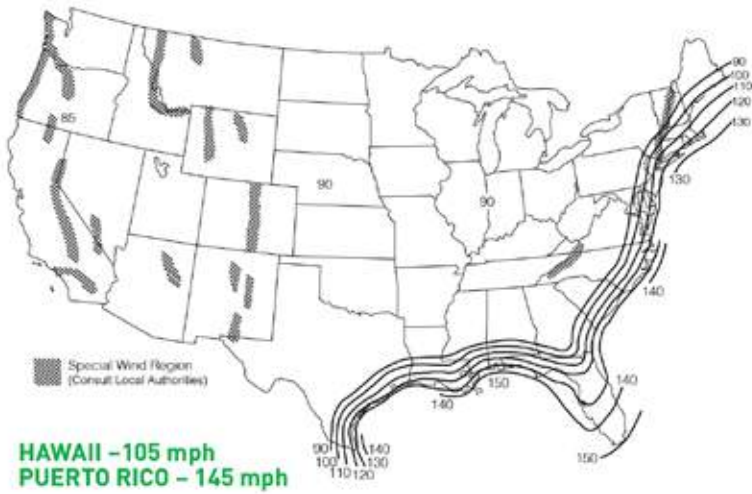
## SSP Series



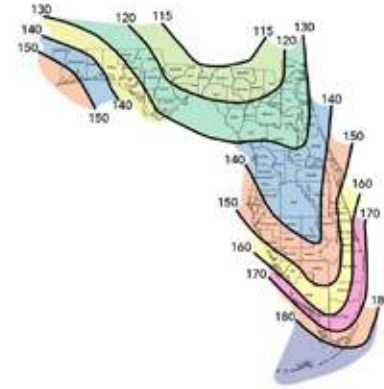
# Steel Poles & Accessories

## SSP Series

ASCE7-05 WIND MAP



FLORIDA REGION WIND MAP



Florida region wind map above is based upon 3-second gust winds and the 2017 Florida Building Code

Design Wind Speed (per AASHTO LTS-6)							
SKU Number	90 mph	100 mph	110 mph	120 mph	130 mph	140 mph	150 mph
150526	9.1	6.4	4.5	3.0	1.8	.9	.1
150527	4.5	2.5	1.1	-	-	-	-
150528	2.7	0.4	-	-	-	-	-
153134	11.4	7.5	4.7	2.5	0.8	-	-

- Applications: Lighting installations for side and top mounting of luminaires with an effective projected area (EPA) not exceeding maximum allowable loading of the specified pole in its installed geographic location.
- Allowable EPA, to determine max pole loading weight, multiply allowable EPA by 30 lbs.
- The Wind Maps are intended only as a general guide. Always consult local authorities to determine maximum wind velocities, gusting and unique wind conditions for each specific application.
- Allowable pole EPA for jobsite wind conditions must be equal to or greater than the total EPA for fixtures, arms, and accessories to be assembled to the pole. The responsibility lies with the specifier for correct pole selection. Installation of poles without luminaires or attachment of any unauthorized accessories to poles is discouraged and shall void the manufacturer's warranty.
- Wind speeds and listed EPAs are for ground-mounted installations. Poles mounted on structures (such as bridges and buildings) must consider vibration and coefficient of height factors beyond this general guide; Consult local and federal standards.
- Wind induced vibration brought on by steady, unidirectional winds and other unpredictable aerodynamic forces are not included in wind velocity ratings.
- Extreme wind events like hurricanes, typhoons, cyclones, or tornadoes may expose poles to flying debris, wind shear or other detrimental effects not included in wind velocity ratings. Due to our continued efforts to improve our products, product specifications are subject to change without notice.
- Factory supplied template must be used when setting anchor bolts. We will deny any warranty claim for incorrect anchorage placement resulting from failure to use factory supplied template and anchor bolts.
- For the diameter and depth of concrete pads for anchor bolts, please consult a qualified engineer.