

VeraFlex Series

Indoor Lighting



Features

- Available with either 4", 6", or 8" downlight cans
- Innovative separable design of junction box and trim
- Dimmable: Yes
- Ideal for soffits and ceilings
- UL & Energy Star qualified
- Optional Retro Cable
- Optional Backup Battery

Input Voltage

- 120Vac 50/60Hz



Advantages

- High quality aluminium alloy
- One engine allows for seamless integration of multiple trim options.
- Safe and cool to touch
- Replace up to 85W halogen bulb
- Great heat sink dissipation
- Certificate: UL/cUL, Energy Star, LM79
- Warranty: 5 Years

Recommended Use

- Shopping Malls
- Retail Stores
- Banquet Halls
- Auditoriums
- Office Spaces



VersaFlex Series

Indoor Lighting

Product

LED VersaFlex Down Light		
SKU #	150821	150807
MODEL #	BLT-CPS-D15W-30E	BLT-CPS-D15W-50E
COLOR TEMPERATURE	3000K	5000K

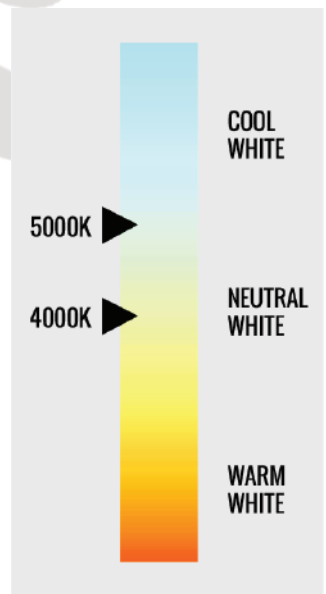
Specifications

LUMEN	1275LM
LUMEN EFFICACY	85LM/W
INPUT VOLTAGE	15W
VIEWING ANGLE	65° for 4" / 70° for 6" / 75° for 8"
THD	<20%
POWER FACTOR	>0.9
LIFESPAN	50,000hrs

Others

OPERATING TEMPERATURE	APPLICATION	CRI	BEAM ANGLE	DIMMABLE
-4°F - 104°F	Indoor	Ra>80	90°	Yes

CORRELATED
COLOR TEMPERATURE
(CCT)



Fixture Specifications

LED TYPE	SMD
HOUSING	High Quality Aluminum Alloy
HOUSING COLOR	Silver

Warranty & Qualification

WARRANTY	ETL LISTED	ENERGY STAR
5 Year Limited	Yes	Yes

Due to continuous product improvement, information in this document is subject to change.

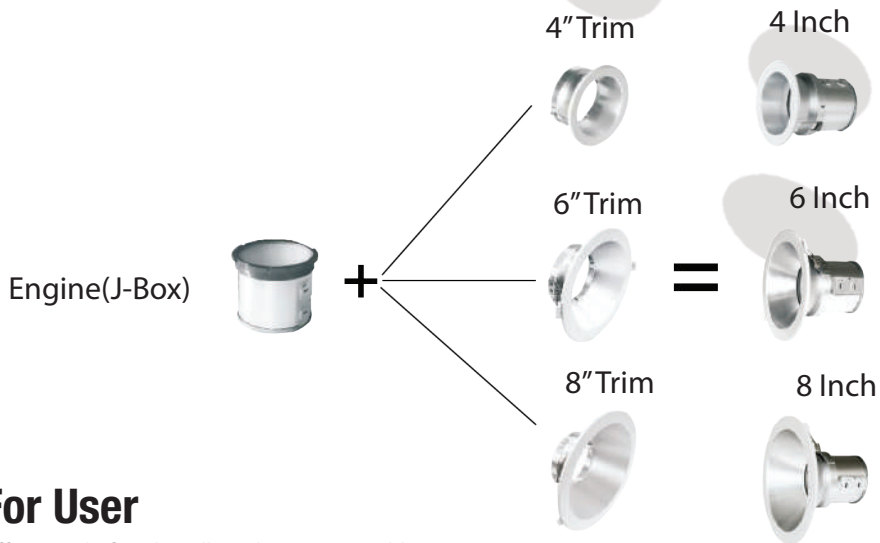

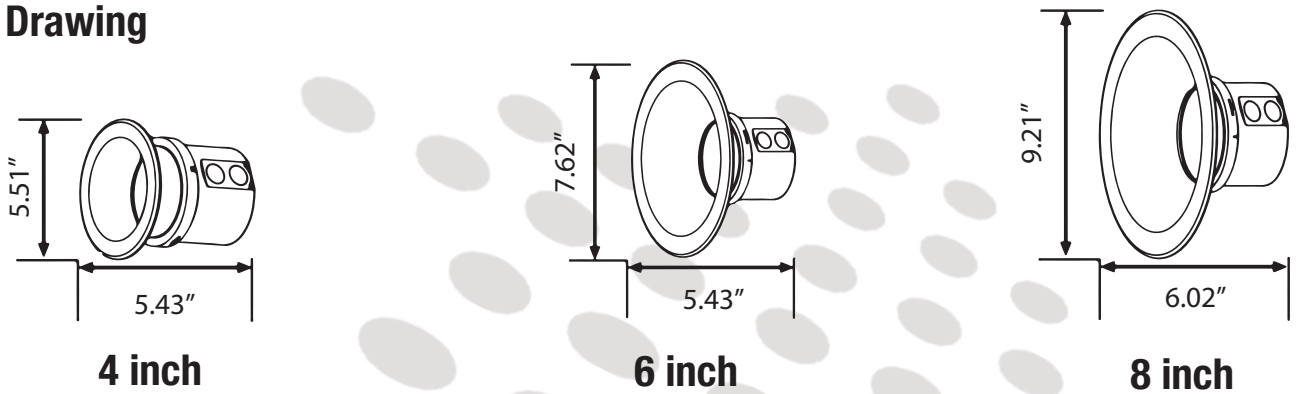


1939 Parker Ct Suite C, Stone Mountain, GA 30087 | Phone: (866) 786-1117 | www.beyondledtechnology.com

VersaFlex Series

Indoor Lighting

Drawing



Notice For User

- Please turn off power before install or change assembly parts.
- The input voltage and lamps should be matched, after connecting the power line, Please make sure the wiring section is insulated
- Licensed Electrician Installation ONLY.

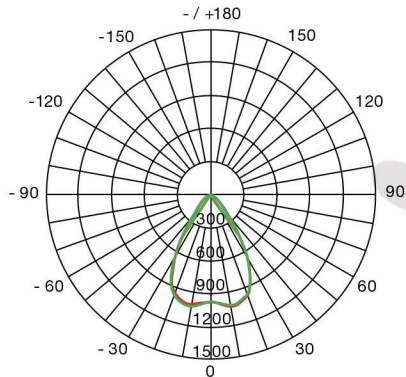
Due to continuous product improvement, information in this document is subject to change.



VersaFlex Series

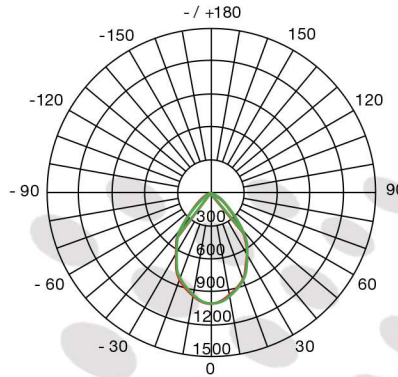
Indoor Lighting

4 Inch
AVERAGE BEAM(50%): 67.8



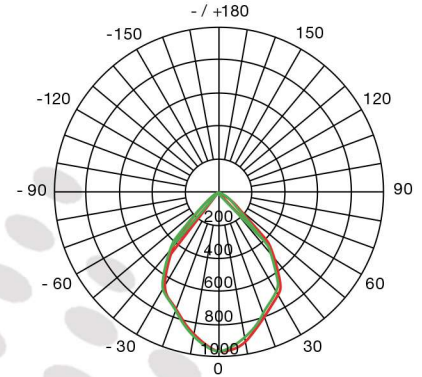
UNIT:cd
 — C0/180, 33.4, 33.8
 — C30/210, 33.9, 34.5

6 Inch
AVERAGE BEAM(50%): 75.1




UNIT:cd
 — C0/180, 37.8, 37.3
 — C30/210, 37.3, 37.7


8 Inch
AVERAGE BEAM(50%): 79.9



UNIT:cd
 — C0/180, 37.9, 42.0
 — C30/270, 39.5, 40.2



Backup Battery



Retrofit Cable

Battery Specifications

OUTPUT POWER	18W(Max)	25W(Max)
INPUT POWER	6W(Max)	6W(Max)
OUTPUT VOLTAGE	170VDC(Equivalent 120VAC)	
INPUT VOLTAGE	100-277 VAC, 50-60Hz	
EMERGENCY OPERATIONS	≥90 minutes	
OPERATING TEMP	32°F to 122°F	
BATTERY	High Temp Nickel-Cadmium 48 Hour Recharge 7-10 Year Life Expectancy	

Due to continuous product improvement, information in this document is subject to change.



1939 Parker Ct Suite C, Stone Mountain, GA 30047 | Phone: (866) 786-1117 | www.beyondledtechnology.com