

LED COMMERCIAL DOWNLIGHT



Nothing But LED's Commercial-Grade retrofit downlights are the most innovative and feature rich product of its kind. This new 2022 model offers CCT adjustable 3000K, 4000K & 5000K and wattage adjustable. The LED Commercial Down Light produces lumens up to 3300Lm, which is perfect for ceilings up to 16ft height. Our Downlight is perfect for retrofit or new construction.

Product Features

- Up to 100 lumens per watt
- CCT adjustable 3000K, 4000K, & 5000K
- Wattage adjustable
- Integral heat sink
- Tested in accordance with IESNA LM79 & LM80
- 0-10V Dimming capability
- Universal 120-277Vac
- ETL & ES Listed
- Energy Star Certified
- 5 Years Warranty

LED COMMERCIAL DOWNLIGHT

SKU #	Model #	Watt	Lumens	CCT	Size	Input Voltage	Dimming	Certifications
1540328	UP-DL254-6-16W-OAC3	8W/12W/16W	1600Lm	3K/4K/5K	6"	120-277Vac	0-10V	ETL & ES
1540346	UP-DL254-6-33W-OAC3	20W/26W/33W	3300Lm	3K/4K/5K	6"	120-277Vac	0-10V	ETL & ES
1540329	UP-DL254-8-22W-OAC3	12W/16W/22W	2200Lm	3K/4K/5K	8"	120-277Vac	0-10V	ETL & ES

SKU Number 1540328 Specifications

Parameter	Description	Value
General Performance	Model #	UP-DL254-6-16W-OAC3
	Wattage Adjustable	8W/12W/16W
	Lumen	1600LM
	Lumen Efficacy	Up to 100LM/W
	Color Temperature	3K/4K/5K
	CRI (Ra)	>80
	Beam Angle	80 Degree
	Diffuser Type	PC Lens
Electrical	Input Voltage	120-277Vac
	Frequency	60Hz
	Dimming	0-10V Dimming
	Power Factor	≥0.9
	Driver Surge Protection	N/A
	Flicker Percent	<10%
Physical	Operating Temperature	25°C
	Operating Humidity	N/A
	Storage Temperature	-20°C To 65°C
	Storage Humidity	N/A
	LED Brand	SMD2835
	LED Type	PC Cover
	LED QTY	PCS
	Housing	Aluminum Material
Housing Color	White	
Qualification	IP Rating	IP54
	Warranty	5 Years Warranty

LED COMMERCIAL DOWNLIGHT

SKU Number 1540346

Specifications

Parameter	Description	Value
General Performance	Model #	UP-DL254-6-33W-OAC3
	Wattage Adjustable	20W/26W/33W
	Lumen	3300LM
	Lumen Efficacy	Up to 100LM/W
	Color Temperature	3K/4K/5K
	CRI (Ra)	>80
	Beam Angle	80 Degree
	Diffuser Type	PC Lens
Electrical	Input Voltage	120-277Vac
	Frequency	60Hz
	Dimming	0-10V Dimming
	Power Factor	≥0.9
	Driver Surge Protection	N/A
	Flicker Percent	<10%
Physical	Operating Temperature	25°C
	Operating Humidity	N/A
	Storage Temperature	-20°C To 65°C
	Storage Humidity	N/A
	LED Brand	SMD2835
	LED Type	PC Cover
	LED QTY	PCS
	Housing	Aluminum Material
	Housing Color	White
Qualification	IP Rating	IP54
	Warranty	5 Years Warranty

LED COMMERCIAL DOWNLIGHT

SKU Number 1540329
Specifications

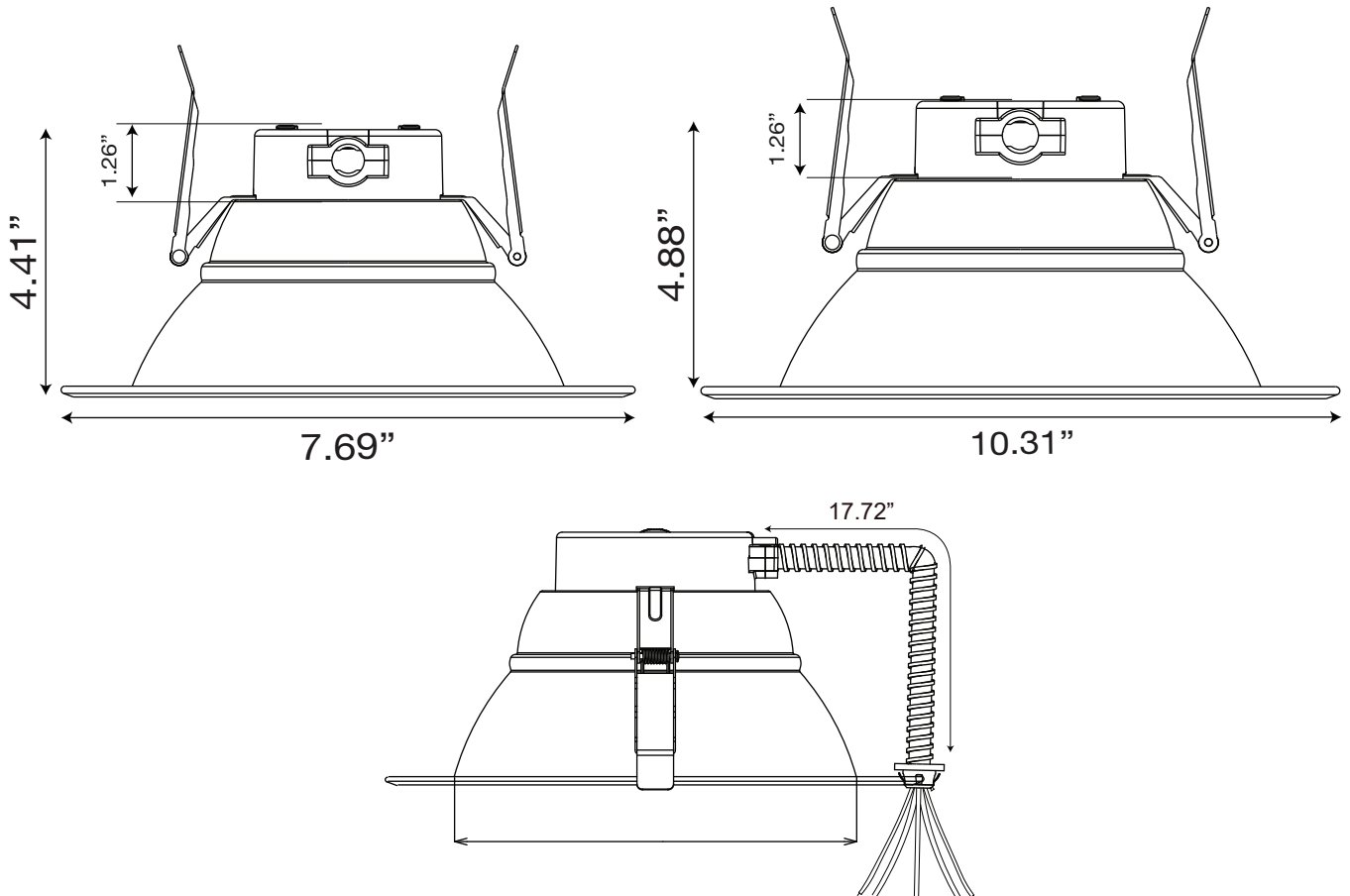
Parameter	Description	Value
General Performance	Model #	UP-DL254-8-22W-OAC3
	Wattage Adjustable	12W/16W/22W
	Lumen	2200LM
	Lumen Efficacy	Up to 100LM/W
	Color Temperature	3K/4K/5K
	CRI (Ra)	>80
	Beam Angle	90 Degree
	Diffuser Type	PC Lens
Electrical	Input Voltage	120-277Vac
	Frequency	60Hz
	Dimming	0-10V Dimming
	Power Factor	≥0.9
	Driver Surge Protection	N/A
	Flicker Percent	<10%
Physical	Operating Temperature	25°C
	Operating Humidity	N/A
	Storage Temperature	-20°C To 65°C
	Storage Humidity	N/A
	LED Brand	SMD2835
	LED Type	PC Cover
	LED QTY	PCS
	Housing	Aluminum Material
Housing Color	White	
Qualification	IP Rating	IP54
	Warranty	5 Years Warranty

LED COMMERCIAL DOWNLIGHT

Wattage & CCT
Adjustable

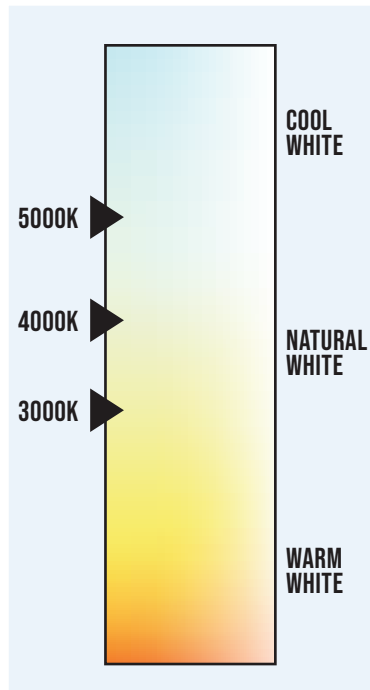


Dimensions



LED COMMERCIAL DOWNLIGHT

Correlated Color Temperature (CCT)

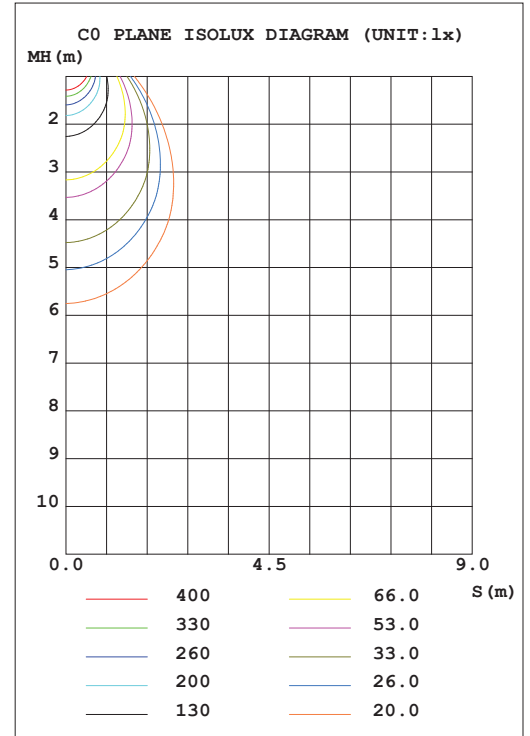
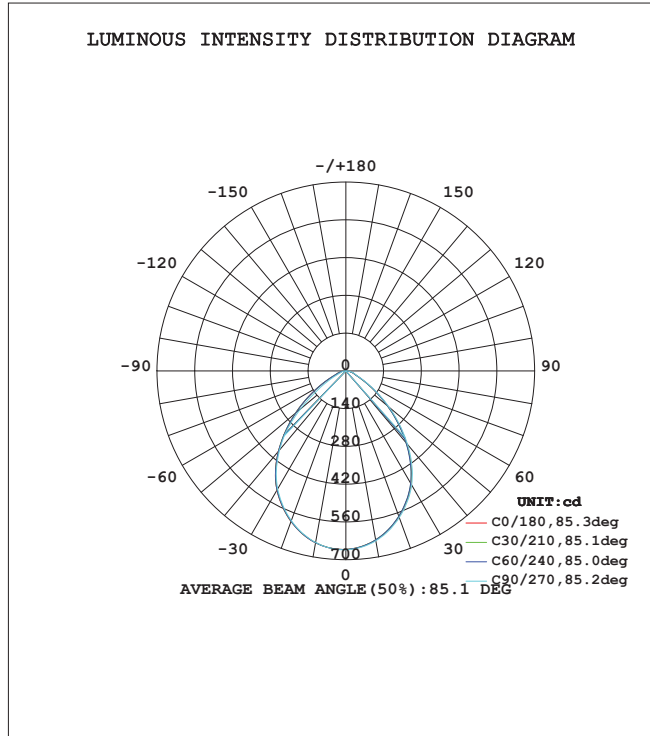


Luminaire Photometric Test Report

Test:U:120.3V I:0.0990A P:11.90W PF:0.9930 Lamp Flux:1183.34x1 lm		
NAME: DL254-6-16W-OAC3	TYPE:12W	WEIGHT:
DIM.:	SPEC.:4000K	SERIAL No.:1
MFR.:	SUR.:0.05	PROTECTION ANGLE:

DATA OF LAMP		PHOTOMETRIC DATA				Eff: 99.44 lm/W
MODEL	DL254-6-16W-OAC3	I _{max} (cd)	669.1	S/MH (C0/180)	1.11	
NOMINAL POWER (W)	12	LOR (%)	100.0	S/MH (C90/270)	1.12	
RATED VOLTAGE (V)	120	TOTAL FLUX (lm)	1183.3	η UP, DN (C0-180)	0.0, 50.7	
NOMINAL FLUX (lm)	1183.34	CIE CLASS	DIRECT	η UP, DN (C180-360)	0.0, 49.3	
LAMPS INSIDE	1	η up (%)	0.0	CIBSE SHR NOM	1.00	
TEST VOLTAGE (V)	120.3	η down (%)	100.0	CIBSE SHR MAX	1.15	

LED COMMERCIAL DOWNLIGHT



Zonal Flux Diagram

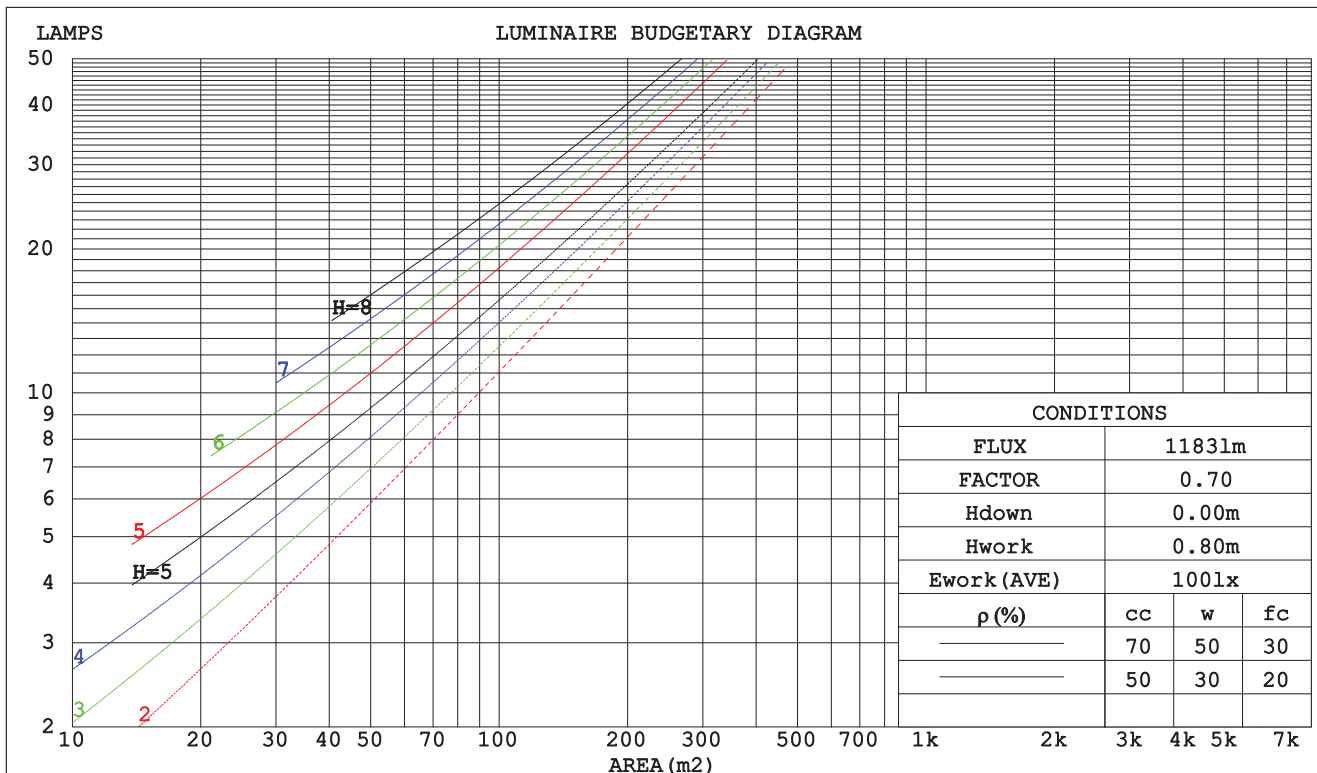
γ	C0	C45	C90	C135	C180	C225	C270	C315	γ	Φ zone	Φ total	%lum, lamp
10	636.3	636.2	639.5	647.9	646.8	646.7	645.8	645.8	0- 10	62.39	62.39	5.27, 5.27
20	575.0	573.9	578.6	591.4	594.0	593.8	590.7	583.0	10- 20	174.1	236.5	20, 20
30	483.6	481.3	488.1	505.0	510.7	510.0	505.7	462.0	20- 30	249.4	485.9	41.1, 41.1
40	350.4	347.2	355.8	378.4	389.4	389.0	382.6	269.0	30- 40	265.7	751.6	63.5, 63.5
50	204.4	201.3	209.9	231.9	243.2	243.2	219.2	122.3	40- 50	214.3	965.9	81.6, 81.6
60	85.13	84.24	90.52	105.8	111.9	111.7	80.98	50.15	50- 60	128.0	1094	92.4, 92.4
70	33.59	33.98	37.13	45.08	39.23	39.36	23.66	16.71	60- 70	54.91	1149	97.1, 97.1
80	14.35	13.65	17.57	24.54	19.28	18.37	10.78	6.697	70- 80	25.97	1175	99.3, 99.3
90	0	0.4637	2.483	8.449	0.2992	0.4466	0.5086	1.053	80- 90	8.616	1183	100, 100
100									90-100			
110									100-110			
120									110-120			
130									120-130			
140									130-140			
150									140-150			
160									150-160			
170									160-170			
180									170-180			
DEG	LUMINOUS INTENSITY: cd									UNIT: lm		

LED COMMERCIAL DOWNLIGHT

Cu And Luminaire Budgetary Estimate Diagram

Test:U:120.3V I:0.0990A P:11.90W PF:0.9930 Lamp Flux:1183.34x1 lm		
NAME: DL254-6-16W-OAC3	TYPE:12W	WEIGHT:
DIM.:	SPEC.:4000K	SERIAL No.:1
MFR.:	SUR.:0.05	PROTECTION ANGLE:

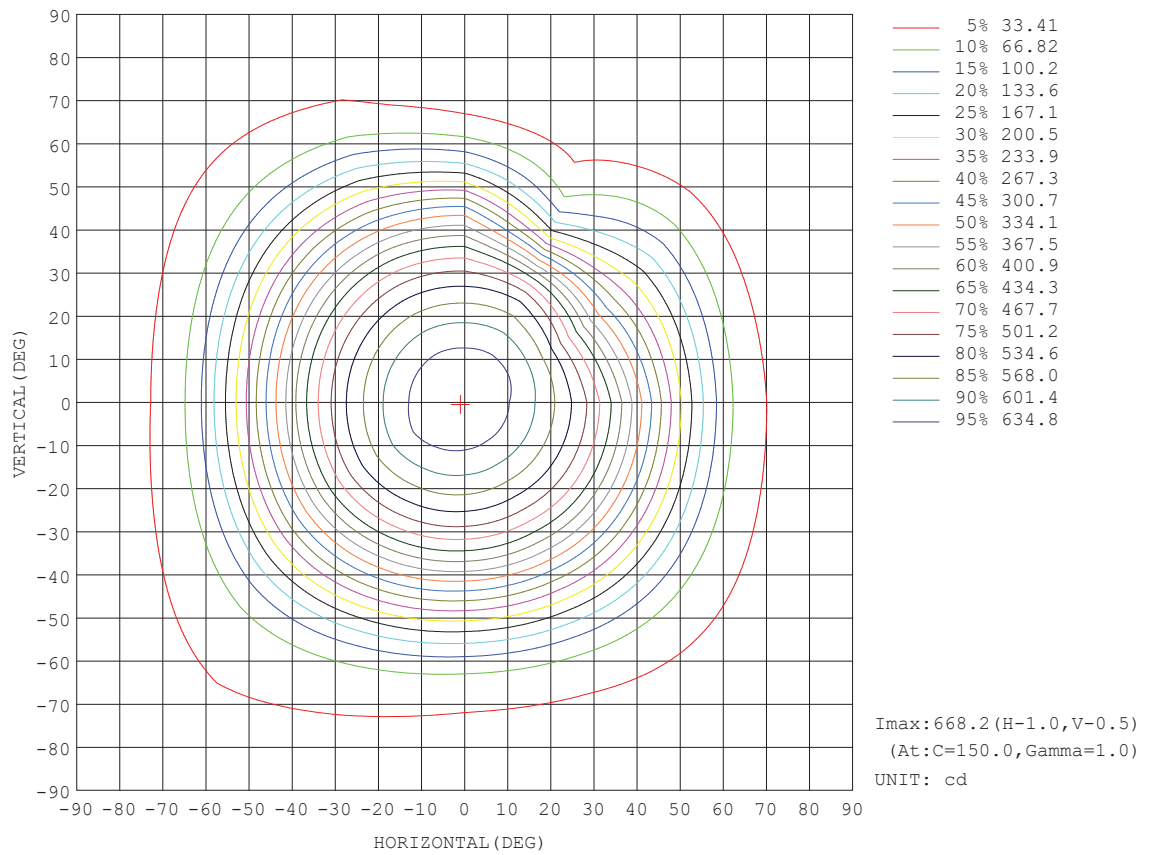
ρ_{cc}	80%			70%			50%			30%			10%			0
ρ_w	50%	30%	10%	50%	30%	10%	50%	30%	10%	50%	30%	10%	50%	30%	10%	0
ρ_{fc}	20%			20%			20%			20%			20%			0
RCR	RCR:Room Cavity Ratio						Coefficients of Utilization(CU)									
0.0	1.19	1.19	1.19	1.16	1.16	1.16	1.11	1.11	1.11	1.06	1.06	1.06	1.02	1.02	1.02	.00
1.0	1.07	1.04	1.01	1.05	1.02	.99	1.01	.99	.96	.97	.95	.93	.94	.92	.91	.89
2.0	.97	.91	.87	.95	.90	.86	.91	.87	.84	.88	.85	.82	.85	.83	.80	.78
3.0	.87	.80	.75	.86	.79	.74	.83	.78	.73	.80	.76	.72	.78	.74	.71	.69
4.0	.79	.72	.66	.78	.71	.65	.75	.69	.65	.73	.68	.64	.71	.67	.63	.61
5.0	.72	.64	.58	.71	.64	.58	.69	.62	.58	.67	.61	.57	.65	.60	.56	.55
6.0	.66	.58	.52	.65	.57	.52	.63	.57	.52	.61	.56	.51	.60	.55	.51	.49
7.0	.60	.53	.47	.59	.52	.47	.58	.51	.47	.57	.51	.46	.55	.50	.46	.44
8.0	.56	.48	.43	.55	.48	.43	.54	.47	.42	.52	.47	.42	.51	.46	.42	.40
9.0	.51	.44	.39	.51	.44	.39	.50	.43	.39	.49	.43	.39	.48	.42	.38	.37
10.0	.48	.41	.36	.47	.40	.36	.46	.40	.36	.45	.40	.35	.45	.39	.35	.34



LED COMMERCIAL DOWNLIGHT

Isocandela Diagram

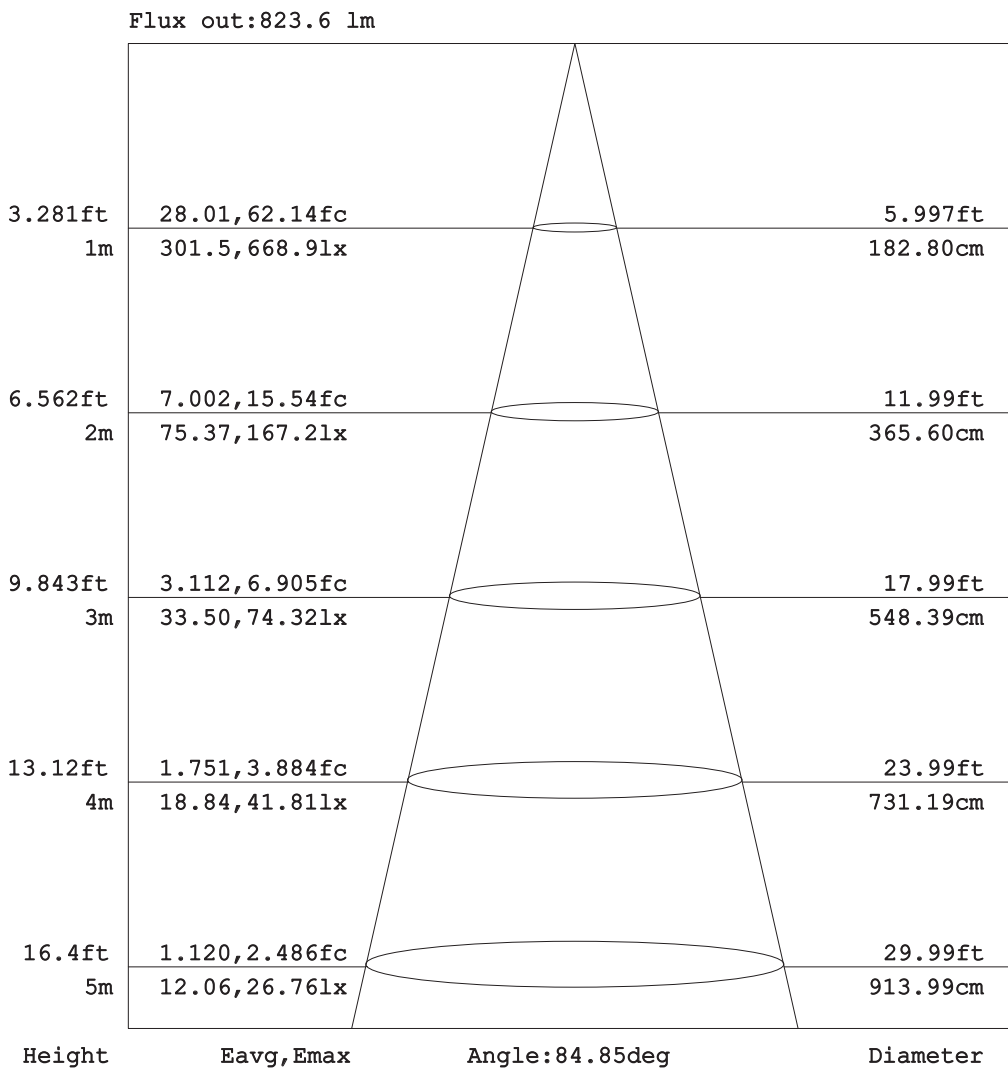
Test:U:120.3V I:0.0990A P:11.90W PF:0.9930 Lamp Flux:1183.34x1 lm		
NAME: DL254-6-16W-OAC3	TYPE:12W	WEIGHT:
DIM.:	SPEC.:4000K	SERIAL No.:1
MFR.:	SUR.:0.05	PROTECTION ANGLE:



LED COMMERCIAL DOWNLIGHT

AAI Figure

Test:U:120.3V I:0.0990A P:11.90W PF:0.9930 Lamp Flux:1183.34x1 lm		
NAME: DL254-6-16W-OAC3	TYPE:12W	WEIGHT:
DIM.:	SPEC.:4000K	SERIAL No.:1
MFR.:	SUR.:0.05	PROTECTION ANGLE:

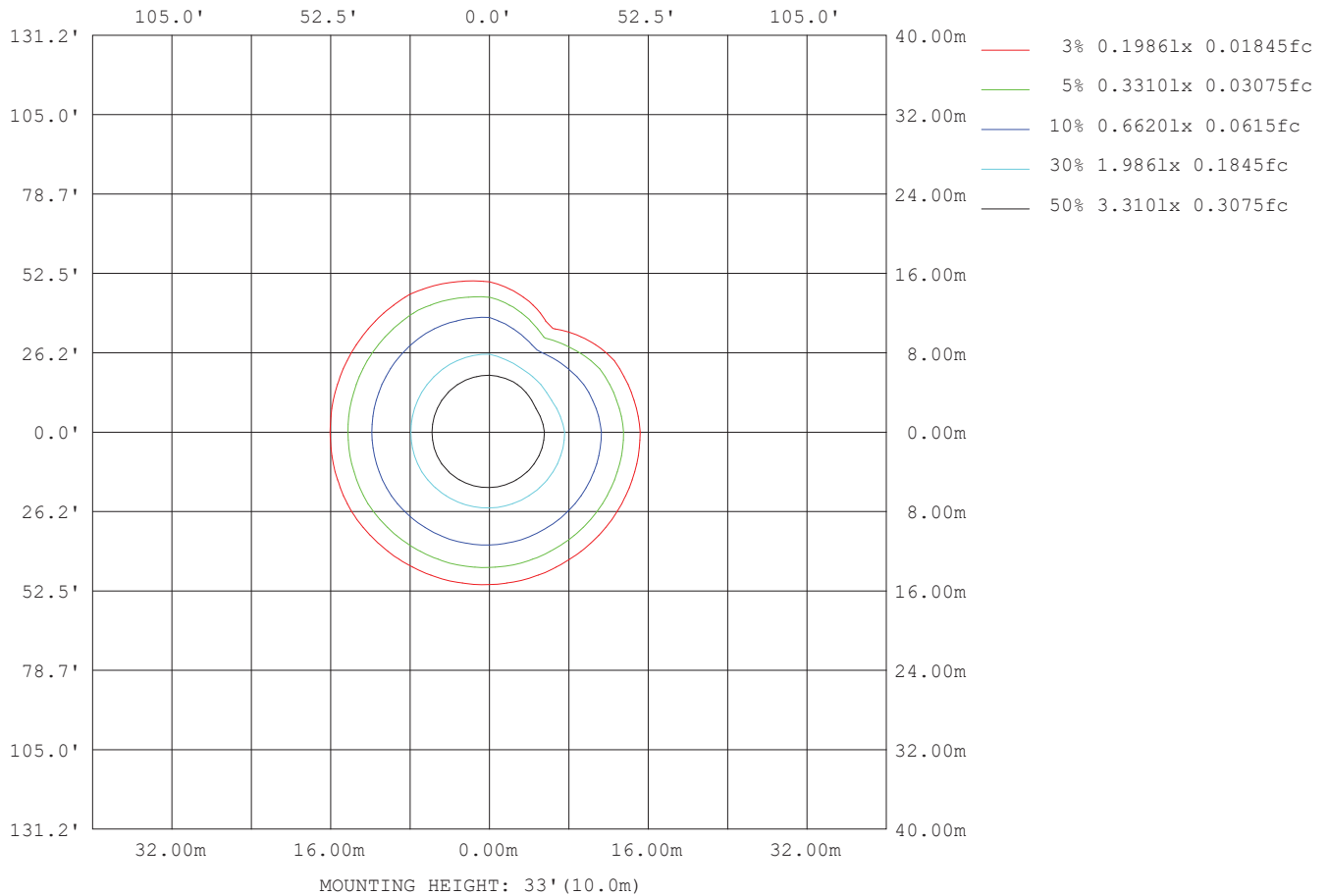


Note: The Curves indicate the illuminated area and the average illumination when the luminaire is at different distance.

LED COMMERCIAL DOWNLIGHT

Isolux Diagram

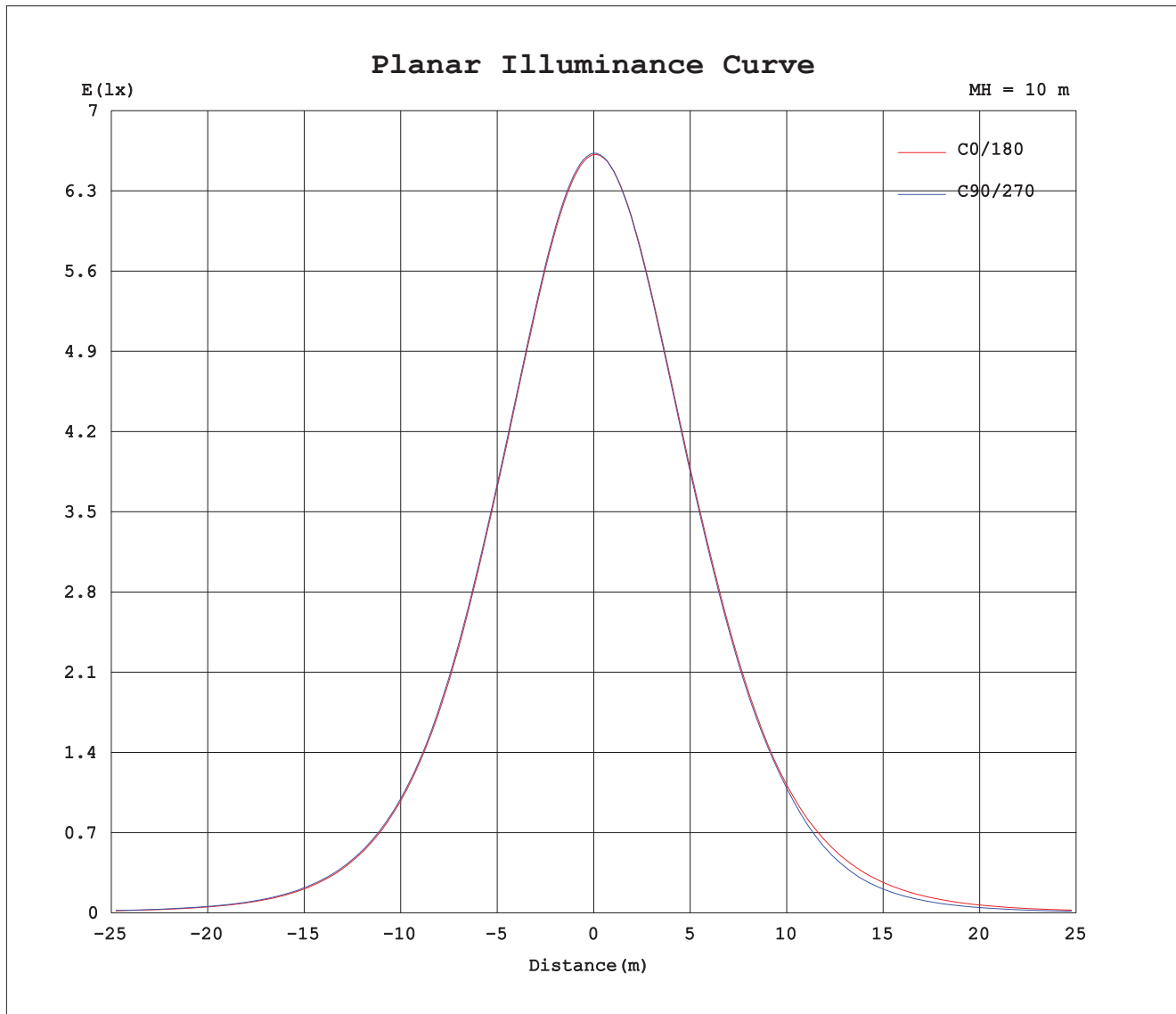
Test:U:120.3V I:0.0990A P:11.90W PF:0.9930 Lamp Flux:1183.34x1 lm		
NAME: DL254-6-16W-OAC3	TYPE:12W	WEIGHT:
DIM.:	SPEC.:4000K	SERIAL No.:1
MFR.:	SUR.:0.05	PROTECTION ANGLE:



LED COMMERCIAL DOWNLIGHT



Planar Illuminance Curve



LED COMMERCIAL DOWNLIGHT

Luminous Distribution Intensity Data

Test:U:120.3V I:0.0990A P:11.90W PF:0.9930 Lamp Flux:1183.34x1 lm		
NAME: DL254-6-16W-OAC3	TYPE:12W	WEIGHT:
DIM.:	SPEC.:4000K	SERIAL No.:1
MFR.:	SUR.:0.05	PROTECTION ANGLE:

Table--1

UNIT: cd


C (DEG) γ (DEG)	0	30	60	90	120	150	180	210	240	270	300	330							
0	662	662	662	663	666	669	662	662	662	663	666	669							
5	654	654	654	656	660	665	659	659	659	659	661	663							
10	636	636	636	639	645	651	647	647	647	646	647	645							
15	610	609	609	613	620	628	625	624	624	623	623	616							
20	575	574	574	579	586	597	594	594	594	591	590	576							
25	533	532	531	537	546	557	556	555	555	551	550	515							
30	484	482	481	488	498	512	511	510	510	506	484	440							
35	421	419	418	427	438	455	455	455	455	449	378	358							
40	350	347	347	356	369	387	389	389	389	383	253	285							
45	277	273	273	282	296	313	316	317	316	308	147	221							
50	204	201	201	210	224	240	243	244	243	219	81.1	164							
55	138	136	136	144	156	171	173	174	172	139	48.7	112							
60	85.1	84.2	84.3	90.5	99.8	112	112	112	111	81.0	31.6	68.7							
65	49.8	49.6	50.0	54.4	61.7	69.5	65.6	66.2	66.0	42.6	18.5	38.6							
70	33.6	33.7	34.3	37.1	43.0	47.2	39.2	39.4	39.4	23.7	9.34	24.1							
75	24.0	23.9	24.2	27.5	32.8	37.3	29.2	29.2	28.5	16.7	4.15	18.0							
80	14.4	13.8	13.5	17.6	22.3	26.8	19.3	18.9	17.8	10.8	2.25	11.1							
85	4.47	4.44	5.03	7.86	13.5	17.4	9.44	9.53	8.64	5.19	1.27	4.71							
90	0.00	0.19	0.74	2.48	7.16	9.74	0.30	0.47	0.42	0.51	0.76	1.35							

Packaging

SKU#	Carton Size	Qty/Box
1540328	18.50 x 17.87 x 17.71	12
1540346	18.50 x 17.87 x 17.71	12
1540329	22.83 x 21.73 x 19.29	12

LED COMMERCIAL DOWNLIGHT

Application Picture



Warranty

5 Years Warranty