

# LED CENTER BASKET TROFFER



Nothing But LED's Basket troffers offer uniform illumination and excellent energy savings when you replace traditional T5, T8, or T12 fluorescent troffers. Our troffers deliver soft, glare-free, ambient lighting in a popular center-basket design and is 3 Wattage and 3 CCT adjustable. The slim profile and energy-saving LED technology make our troffers the ideal choice for renovation or new construction.

## Product Features

Available in 2x2 & 2x4

Up to 125 Lumens per watt

Wattage Adjustable

Adjustable CCT 3500K / 4000K / 5000K

Beam Angle 110° Degree

0-10V Dimmable

Matte white paint finish

Input Voltage 120-277Vac 50-60Hz

ETL & DLC Listed

5 Year warranty

# LED CENTER BASKET TROFFER

SKU #	Model #	Wattage Adjustable	Lumens	CCT Adjustable	Dimming	Size	Housing	Input Voltage	Certifications
1560727	DYU-TR026640-DN-T50-B	20W/30W/40W	5000Lm	3500K/4K/5K	0-10V	2'X2'	White	120-277Vac	ETL & DLC
1560785	DYU-TRO261250-DN-T50-B	30W/40W/50W	6250Lm	3500K/4K/5K	0-10V	2'X4'	White	120-277Vac	ETL & DLC

## SKU: 1560727

## Specifications

Parameter	Description	Value
General Performance	Model #	DYU-TR026640-DN-T50-B
	Wattage Adjustable	20W / 30W / 40W
	Lumen	5000Lm
	Lumen Efficacy	Up to 125LM/W
	Color Temperature	3500K / 4000K / 5000K
	CRI (Ra)	>80
	Beam Angle	110° Degree
Electrical	Diffuser Type	PC
	Input Voltage	120-277Vac
	Frequency	50/60 Hz
	Dimming	0-10V Dimmable
	Power Factor	>0.9
	THD	≤20%
Physical	Driver Model	DY-TF50-TT/DY-TF40-TT
	Operating Temperature	-15°C to 45°C
	Operating Humidity	≤90%RH
	Storage Temperature	-20°C to 60°C
	Storage Humidity	≤90%RH
	LED Brand	Changfang
	LED Type	SMD 2835
	LED QTY	432 Pcs
Qualification	Housing Material	Iron
	Housing Color	White
	IP Rating	IP20
	Warranty	5 Year

# LED CENTER BASKET TROFFER

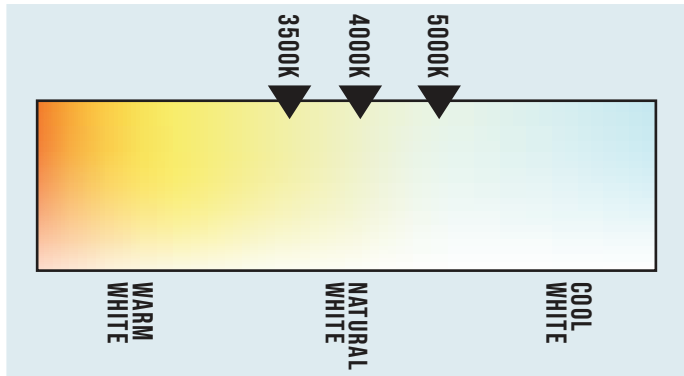
SKU: 1560785

## Specifications

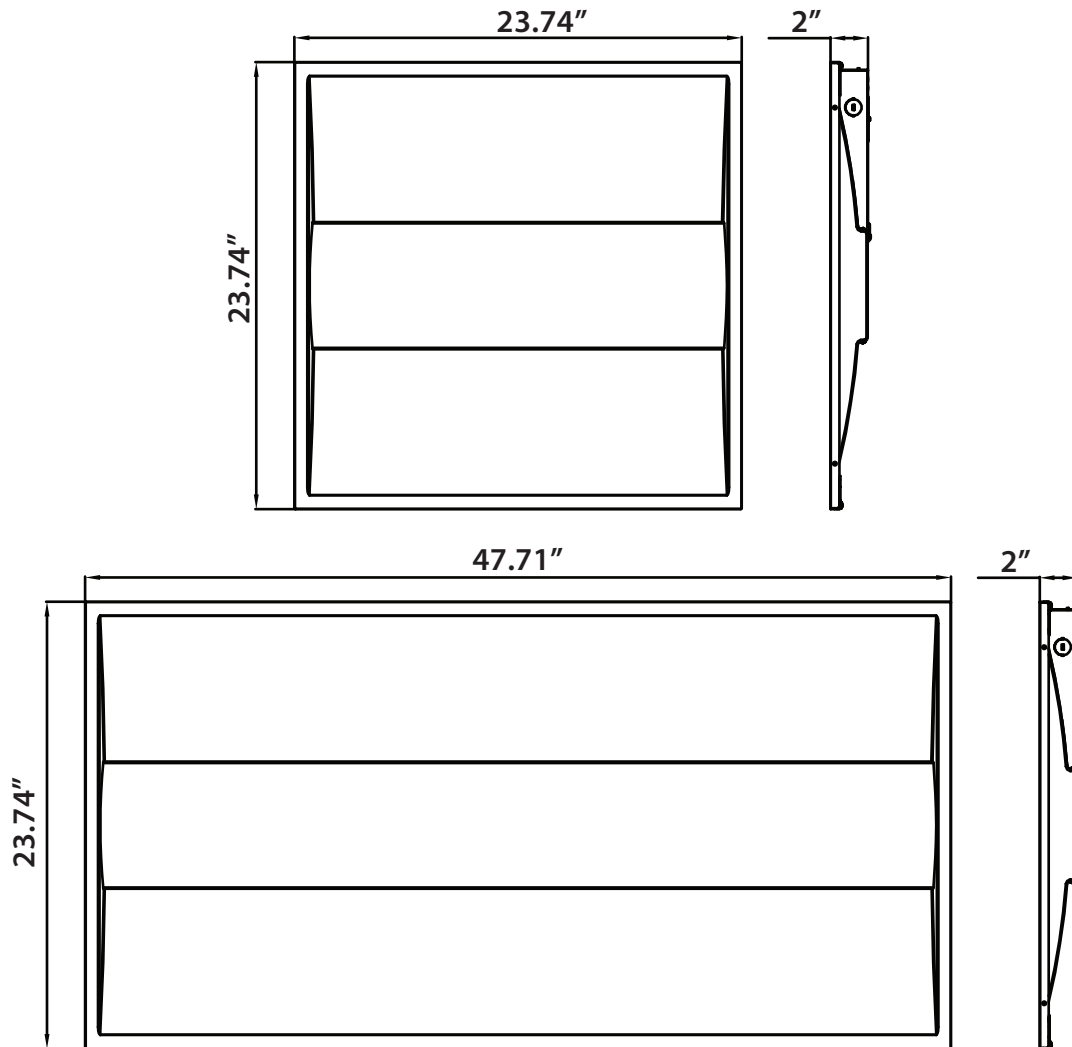
Parameter	Description	Value
General Performance	Model #	DYU-TRO261250-DN-T50-B
	Wattage Adjustable	30W/40W/50W
	Lumen	6250Lm
	Lumen Efficacy	Up to 125LM/W
	Color Temperature	3500K/4000K/5000K
	CRI (Ra)	>80
	Beam Angle	110° Degree
Electrical	Diffuser Type	PC
	Input Voltage	120-277Vac
	Frequency	50/60 Hz
	Dimming	0-10V Dimmable
	Power Factor	>0.9
	THD	25%
Physical	Driver Model	DY-TF50-TT/DY-TF40-TT
	Operating Temperature	-25°C-50°C
	Operating Humidity	≤90%RH
	Storage Temperature	-40°C-75°C
	Storage Humidity	≤90%RH
	LED Brand	Changfang
	LED Type	SMD 2835
	LED QTY	N/A
	Housing Material	Iron
Housing Color	White	
Qualification	IP Rating	IP20
	Warranty	5 Year

# LED CENTER BASKET TROFFER

## Correlated Color Temperature (CCT)



## Dimensions



# LED CENTER BASKET TROFFER

## Product Appearance

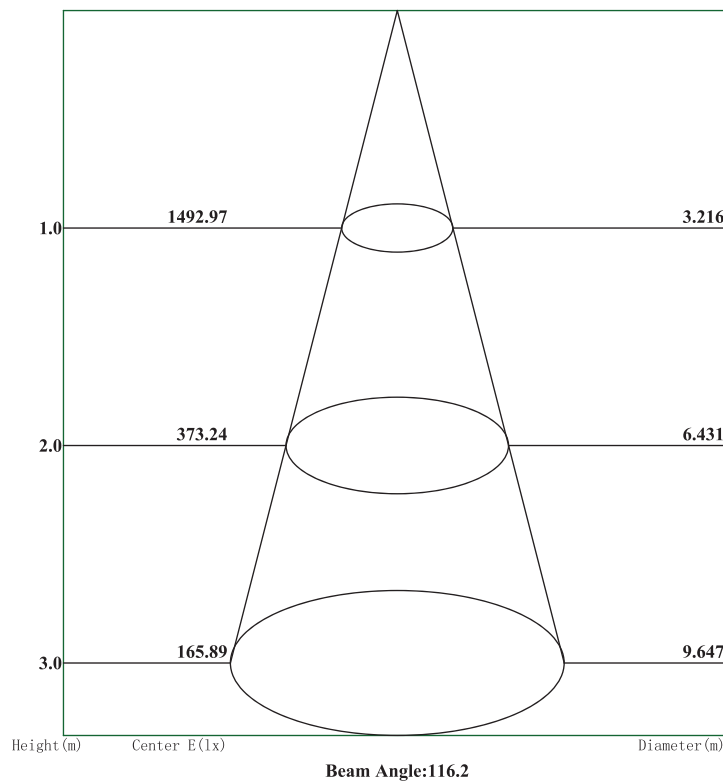
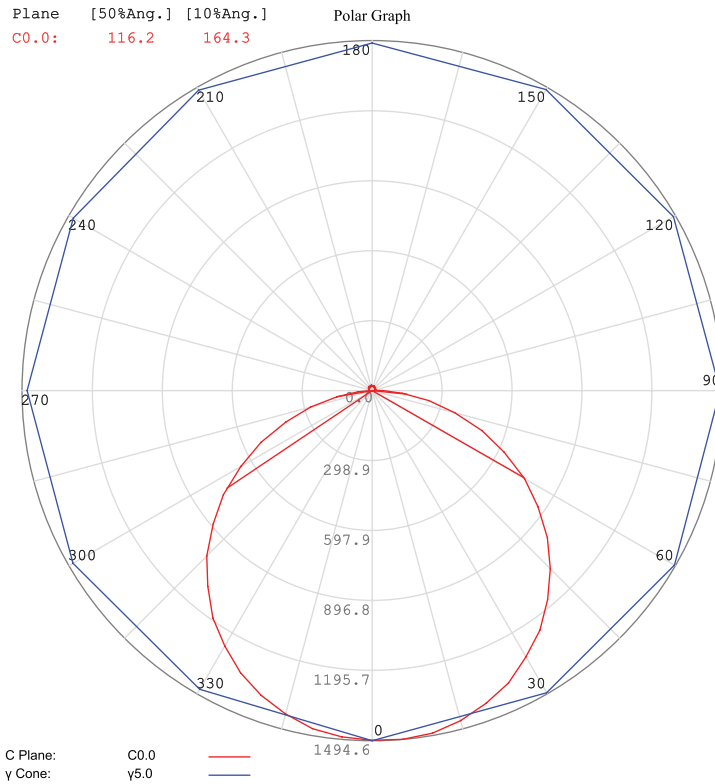


CCT Adjustable  
Left-3500K, Middle-4000K, Right-5000K  
**PS:** The defaults switch setting  
is set to 4000K on the fixture.

Wattage Adjustable  
2x2: Left-20W, Middle-30W, Right-40W  
2x4: Left-30W, Middle-40W, Right-50W  
**PS:** The defaults switch setting is set to 40W (2x2) 50W (2x4) on the fixture.

# LED CENTER BASKET TROFFER

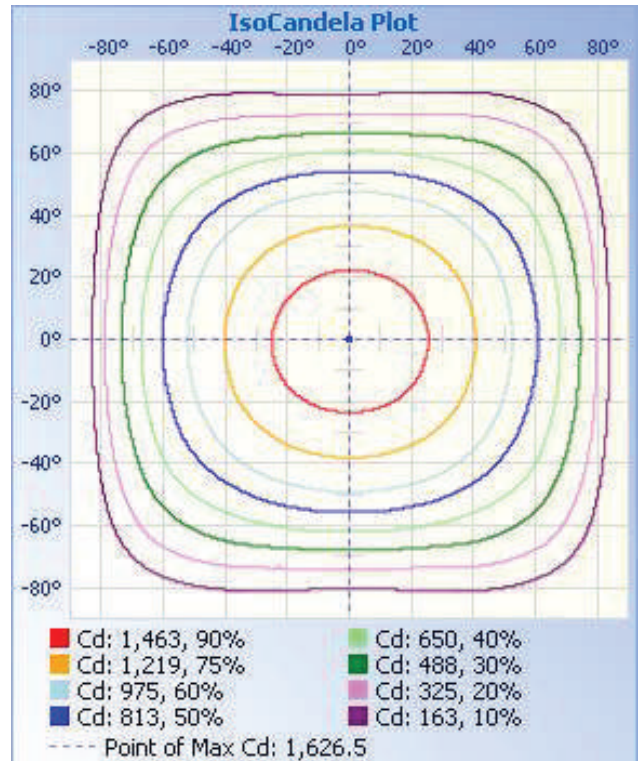
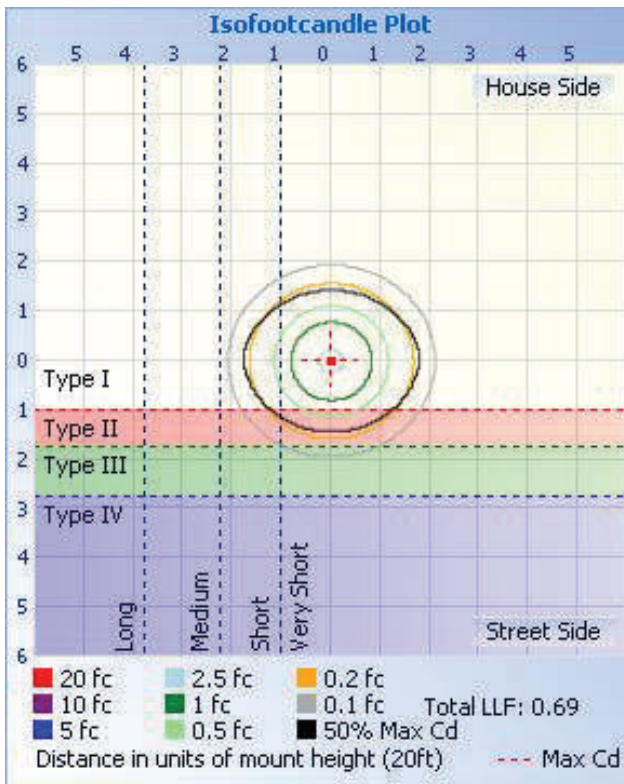
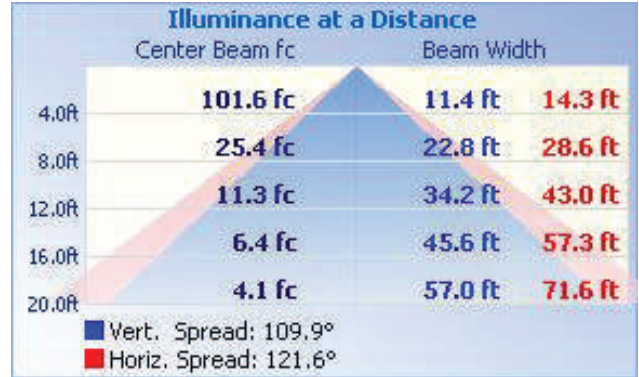
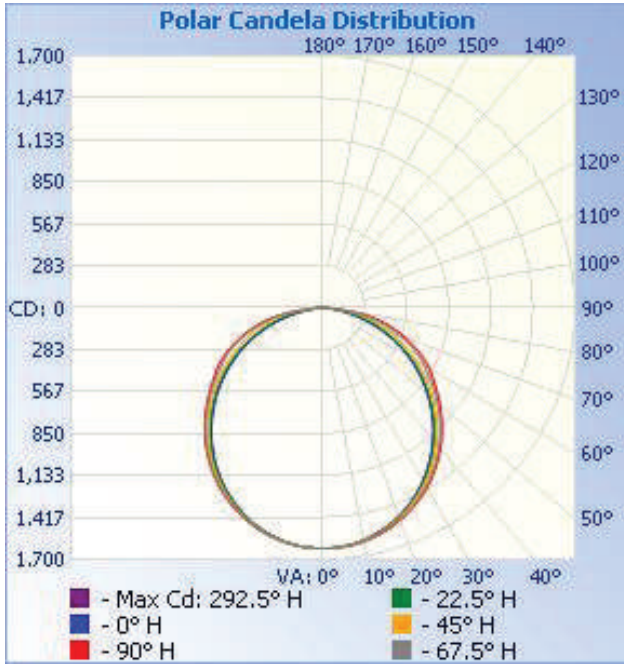
## Distribution Diagram



# LED CENTER BASKET TROFFER

SKU: 1560727

Photometric Data

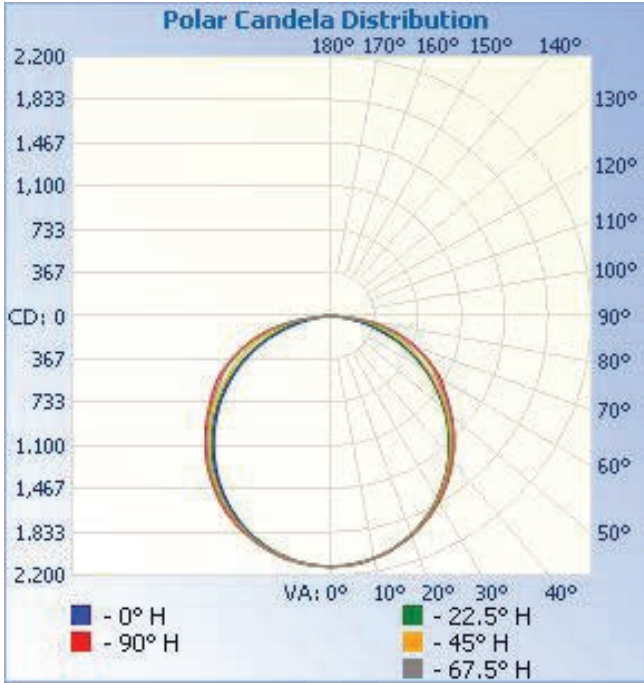




# LED CENTER BASKET TROFFER

SKU: 1560785

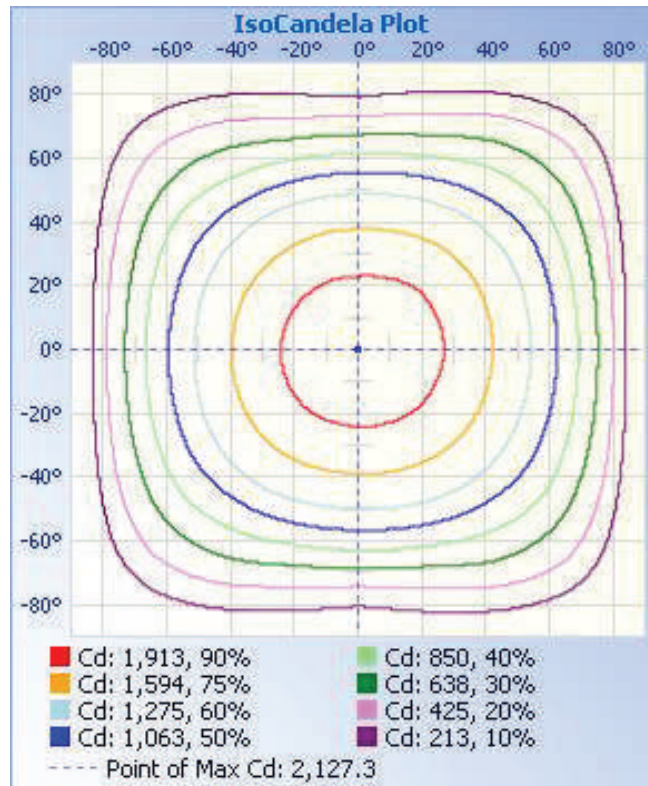
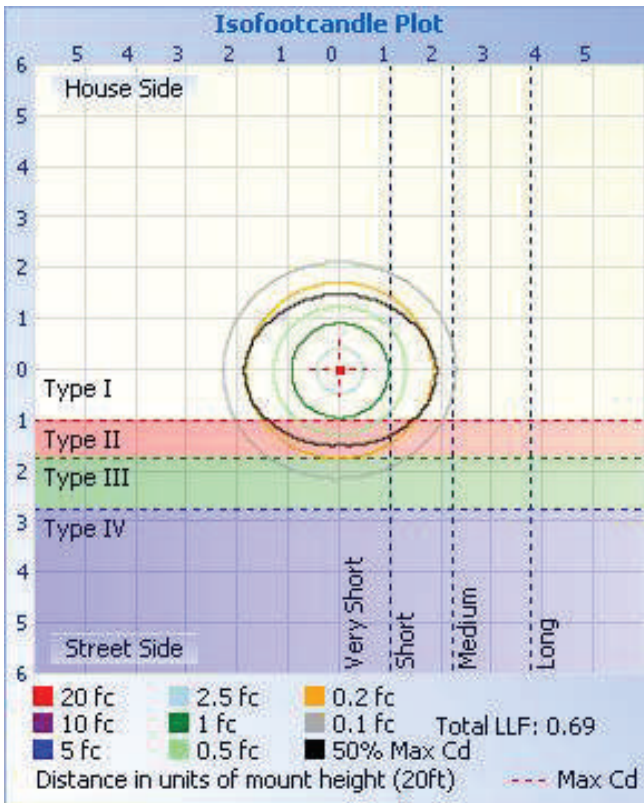
Photometric Data



**Illuminance at a Distance**

	Center Beam fc	Beam Width	
4.0ft	132.8 fc	11.8 ft	14.5 ft
8.0ft	33.2 fc	23.7 ft	29.1 ft
12.0ft	14.8 fc	35.5 ft	43.6 ft
16.0ft	8.3 fc	47.4 ft	58.1 ft
20.0ft	5.3 fc	59.2 ft	72.7 ft

Vert. Spread: 111.9°  
Horiz. Spread: 122.3°

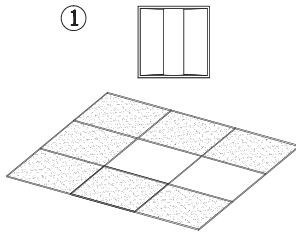




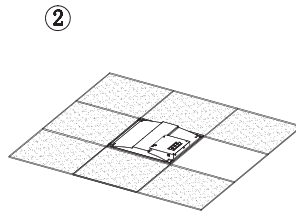
# LED CENTER BASKET TROFFER

## Installation

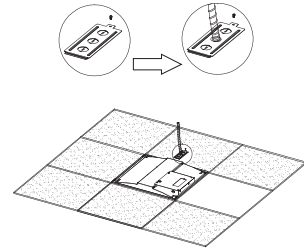
Please read the instructions carefully before installation



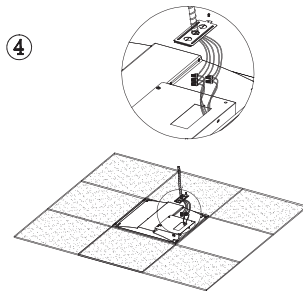
Step 1. Remove boards.



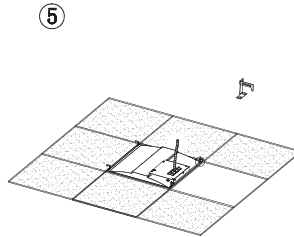
Step 2. Put the lamp on ceiling.



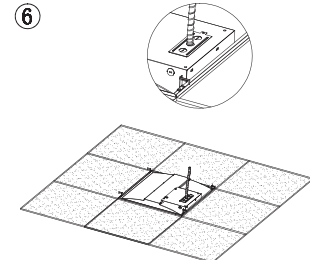
Step 3. Open the cover of junction box, Knock off the piece of side. Install serpentine coil in junction box.



Step 4. Connect the wires with P2, Refer to wiring diagram as below.



Step 5. Lock the lamp on framework.



Step 6. Put another board back, check the lamp must be placed firmly.

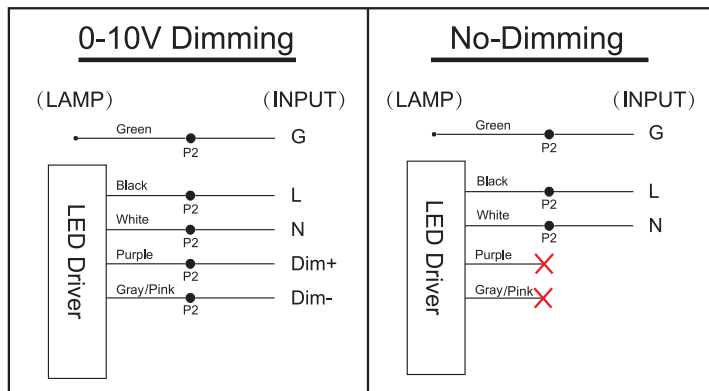
### Wattage & CCT Adjustable



CCT Adjustable  
Left-3500K, Middle-4000K, Right-5000K  
**PS:** The defaults switch setting is set to 4000K on the fixture.

Wattage Adjustable  
2x2: Left-20W, Middle-30W, Right-40W  
2x4: Left-30W, Middle-40W, Right-50W  
**PS:** The defaults switch setting is set to 40W (2x2) 50W (2x4) on the fixture.

### Wiring Diagram



# LED CENTER BASKET TROFFER

## Package

SKU	Product Size	Carton Size (Inches)	Qty / Carton	Net Weight	Gross Weight
1560727	2'x2'	26.3 x 4.9 x 26	2 Pcs/Box	10.2 LBS	12.8 LBS
1560785	2'x4'	50.3 x 4.9 x 26	2 Pcs/Box	19.8 LBS	23.9 LBS

## Warranty

5 Year Warranty

## Application





# LED CENTER BASKET TROFFER

## Application

