

Beyond LED Technology

TEST REPORT

SCOPE OF WORK

PERFORMANCE TEST ACCORDING TO LM79 - LED SOURCE PRODUCTS

MODEL NO.: FXF01001-A001, FXF01001B-A001, FXF01001D-A001, FXF01001F-A001

REPORT NUMBER

230300632HZH-001

ISSUE DATE

22-March-2023

[REVISED DATE]

[None]

PAGES

21

DOCUMENT CONTROL NUMBER

Test Template _ HZH_ LM79 ED2.0

© 2021 INTERTEK



TEST REPORT

REPORT NO. 230300632HZH-001

TEST OF LM-79
For <LED Luminaire>

MODEL NO. FXF01002-A-A001

RENDERED TO

1939 Parker Court, Stone Mountain, GA 30087

STATEMENT OF ACCREDITATION AND LIMITATION

NVLAP Lab Code 600180-0. This report must not be used by the client to claim product certification, approval, or endorsement by NVLAP, NIST, or any agency of the federal government.

STANDARDS USED

The following standards or test guides were used in part or totally to test each specimen:

ORGANIZATION	IDENTIFIER	TITLE
IESNA	LM-79-2008	Approved Method for Electrical and Photometric Measurements of Solid-State Lighting Products
ANSI / ANSLG	C78.377-2015	Specifications of the Chromaticity of Solid State Lighting Products

DESCRIPTION OF SAMPLE

The client submitted LED produced on March of 2023, total 1 sample of model number FXF01001-A001. The sample was received by Intertek Hangzhou on March 1, 2023 in normal condition, and the sample was tested as received.

DATES OF TESTS

1-March-2023~10-March-2023

Issued by: Intertek Testing Services Zhejiang Ltd Hangzhou branch

Test Location: 4th floor, Building 4#, No. 22, 22nd Street, Qiantang District, Hangzhou, 310018 China

This report is for the exclusive use of Intertek's Client and is provided pursuant to the agreement between Intertek and its Client. Intertek's responsibility and liability are limited to the terms and conditions of the agreement. Intertek assumes no liability to any party, other than to the Client in accordance with the agreement, for any loss, expense or damage occasioned by the use of this report. Only the Client is authorized to permit copying or distribution of this report and then only in its entirety. Any use of the Intertek name or one of its marks for the sale or advertisement of the tested material, product or service must first be approved in writing by Intertek. The observations and test results in this report are relevant only to the sample tested. This report by itself does not imply that the material, product, or service is or has ever been under an Intertek certification program.

TEST REPORT

SUMMARY

TEST MODEL:	FXF01001-A001, FXF01001B-A001, FXF01001D-A001, FXF01001F-A001
DESIGN CATEGORY:	LED DOWNLIGHT RECESSED AND RETROFIT
RATED VALUE	FXF01001-A001, FXF01001B-A001: 120-347V, 50/60HZ FXF01001D-A001, FXF01001F-A001: 120-277V, 50/60HZ 9W-13W-18W, 1000lm-1500lm-2000lm, Color Tunable :2700K-3000K-3500K-4000K-5000K, Dimmed
COLOR-TUNABLE:	Yes, Color Tunable :2700K-3000K-3500K-4000K-5000K
REMARK	1.All models are identical same except Input voltage and whether with 26 Caps. FXF01001B-A001 and FXF01001F-A001 have E26 Caps, FXF01001-A001 and FXF01001D-A001 Connection type is Direct Wired. 2. The luminaire's CCT can be adjusted 9W-13W-18W, according to request of applicant, all measures were reference 18W of FXF01001-A001,

@18W 2700K

Criteria	Result
Input Voltage(Vac)	120
Frequency(Hz)	60
Total Power (W)	17.28
Power Factor	0.985
Total Lumen Output (Lumens)	2161.7
Luminaire Efficacy (LPW)	125.10
Correlated Color Temperature (CCT - K)	2770
Color Rendering Index (CRI) – Ra	83.5
Color Rendering Index (CRI) - R9	16
Duv	-0.0098
Chromaticity Coordinate (x)	0.4540
Chromaticity Coordinate (y)	0.4089
Chromaticity Coordinate (u')	0.2595
Chromaticity Coordinate (v')	0.5258

***** End of Page *****

TEST REPORT

@18W 3000K

Criteria	Result
Input Voltage(Vac)	120
Frequency(Hz)	60
Total Power (W)	17.04
Power Factor	0.985
Total Lumen Output (Lumens)	2166.3
Luminaire Efficacy (LPW)	127.13
Correlated Color Temperature (CCT - K)	3120
Color Rendering Index (CRI) – Ra	85.2
Color Rendering Index (CRI) - R9	22
Duv	-0.0018
Chromaticity Coordinate (x)	0.4262
Chromaticity Coordinate (y)	0.3957
Chromaticity Coordinate (u')	0.2472
Chromaticity Coordinate (v')	0.5164

@18W 3500K

Criteria	Result
Input Voltage(Vac)	120
Frequency(Hz)	60
Total Power (W)	17.76
Power Factor	0.985
Total Lumen Output (Lumens)	2250.4
Luminaire Efficacy (LPW)	134.27
Correlated Color Temperature (CCT - K)	3611
Color Rendering Index (CRI) – Ra	86.0
Color Rendering Index (CRI) - R9	26
Duv	-0.0019
Chromaticity Coordinate (x)	0.3974
Chromaticity Coordinate (y)	0.3824
Chromaticity Coordinate (u')	0.2340
Chromaticity Coordinate (v')	0.5066

***** End of Page *****

TEST REPORT

@18W 4000K

Criteria	Result
Input Voltage(Vac)	120
Frequency(Hz)	60
Total Power (W)	16.93
Power Factor	0.85
Total Lumen Output (Lumens)	2299.5
Luminaire Efficacy (LPW)	135.82
Correlated Color Temperature (CCT - K)	4146
Color Rendering Index (CRI) – Ra	85.6
Color Rendering Index (CRI) - R9	24
Duv	-0.0054
Chromaticity Coordinate (x)	0.3739
Chromaticity Coordinate (y)	0.3715
Chromaticity Coordinate (u')	0.2229
Chromaticity Coordinate (v')	0.4983

@18W 5000K

Criteria	Result
Input Voltage(Vac)	120
Frequency(Hz)	60
Total Power (W)	17.27
Power Factor	0.986
Total Lumen Output (Lumens)	2294.0
Luminaire Efficacy (LPW)	132.83
Correlated Color Temperature (CCT - K)	5003
Color Rendering Index (CRI) – Ra	83.5
Color Rendering Index (CRI) - R9	11
Duv	0.0032
Chromaticity Coordinate (x)	0.3456
Chromaticity Coordinate (y)	0.3584
Chromaticity Coordinate (u')	0.2092
Chromaticity Coordinate (v')	0.4880

***** End of Page *****

TEST REPORT

EQUIPMENT LIST

Equipment Used	Control Number	Model Number	Manufacturer
Fluke Temperature Meter	EH1513	52II	Fluke
Power Supply for integrating sphere	EH2324-2	APW-105N	Allpower
Digital Power Meter for integrating sphere	EH2106	2053AH	XITRON
Integrating sphere	EH2108-2	2m	Sensing
Spectroradiometer	EH2385	MCS-2000	Sensing
Power source for Goniophotometer System	EH2453-1	DPS1060_V200	Everfine
Digital Power Meter for goniophotometer	EH2453-3	WT-310E	Everfine
Goniophotometer System	EH2453	GO-R5000	Everfine

***** End of Page *****

TEST METHODSSEASONING IN SAMPLE ORIENTATION – LED PRODUCTS

No seasoning was performed in accordance with IESNA LM-79

TEST CONDITION

The voltage of power supply applied for all EUTs was regulated to 12VAC or other rated voltage within ± 0.2 percent. Each EUT was pre-conditioned to stabilization status according to IESNA LM-79 before testing. Temperature of $25^{\circ}\text{C}\pm 1$ was maintained for initial photometric testing.

PHOTOMETRIC AND ELECTRICAL MEASUREMENTS – DISTRIBUTION METHOD

Total light output (luminous flux) and light distribution were measured using a Go-R5000 Type-C Rotating Mirror Goniophotometer measurement system, Goniometer was used to measure the intensity (candelas) at each angle of distribution for each sample. Ambient temperature was measured equal to the height of the sample mounted on the Goniometer equipment. Electrical measurements including voltage, current, and power were measured using the power analyzer. Some graphics were created with Photometrics Plus software.

PHOTOMETRIC AND ELECTRICAL MEASUREMENTS – INTEGRATING SPHERE METHOD

A spectroradiometer and two meters sphere was used to measure correlated color temperature, chromaticity coordinates, and the color rendering index for each SSL unit. Ambient temperature was measured at a position inside the sphere. Electrical measurements including voltage, current, and power were measured using the power analyzer.

TEST REPORT

RESULTS OF TESTS

PHOTOMETRIC AND ELECTRICAL MEASUREMENTS AT 25°C @ 18W 2700K

MODEL NO .	INPUT VOLTAGE (VAC)	INPUT CURRENT (A)	INPUT POWER (WATTS)	INPUT POWER FACTOR		ABSOLUTE LUMINOUS FLUX (LUMENS)	EFFICACY (LUMENS PER WATT)	STABILIZED TIME (MIN.)
FXF01001-A001	120.0	0.146	17.28	0.985	--	2161.7	125.10	30

SPECTRAL DISTRIBUTION OVER VISIBLE WAVELENGTHS @ 18W 2700K

CORRELATED COLOR TEMPERATURE (K)	CRI -RA	CRI -R9	DUV	CIE 31' CHROMATICITY COORDINATE (X)	CIE 31' CHROMATICITY COORDINATE (Y)	CIE 76' CHROMATICITY COORDINATE (U')	CIE 76' CHROMATICITY COORDINATE (V')
2770	83.5	16	-0.0098	0.4540	0.4089	0.2595	0.5258

PHOTOMETRIC AND ELECTRICAL MEASUREMENTS AT 25°C @18W 3000K

MODEL NO .	INPUT VOLTAGE (VAC)	INPUT CURRENT (A)	INPUT POWER (WATTS)	INPUT POWER FACTOR		ABSOLUTE LUMINOUS FLUX (LUMENS)	EFFICACY (LUMENS PER WATT)	STABILIZED TIME (MIN.)
FXF01001-A001	120.0	0.144	17.04	0.985	--	2166.3	127.13	30

SPECTRAL DISTRIBUTION OVER VISIBLE WAVELENGTHS @18W 3000K

CORRELATED COLOR TEMPERATURE (K)	CRI -RA	CRI -R9	DUV	CIE 31' CHROMATICITY COORDINATE (X)	CIE 31' CHROMATICITY COORDINATE (Y)	CIE 76' CHROMATICITY COORDINATE (U')	CIE 76' CHROMATICITY COORDINATE (V')
3120	85.2	22	-0.0018	0.4262	0.3957	0.2472	0.5164

TEST REPORT

RESULTS OF TESTS

PHOTOMETRIC AND ELECTRICAL MEASUREMENTS AT 25°C @18W 3500K

MODEL NO .	INPUT VOLTAGE (VAC)	INPUT CURRENT (A)	INPUT POWER (WATTS)	INPUT POWER FACTOR		ABSOLUTE LUMINOUS FLUX (LUMENS)	EFFICACY (LUMENS PER WATT)	STABILIZED TIME (MIN.)
FXF01001-A001	120.0	0.142	16.76	0.985	--	2250.4	135.27	30

SPECTRAL DISTRIBUTION OVER VISIBLE WAVELENGTHS @18W 3500K

CORRELATED COLOR TEMPERATURE (K)	CRI -RA	CRI -R9	DUV	CIE 31' CHROMATICITY COORDINATE (X)	CIE 31' CHROMATICITY COORDINATE (Y)	CIE 76' CHROMATICITY COORDINATE (U')	CIE 76' CHROMATICITY COORDINATE (V')
3611	86.0	26	-0.0019	0.3974	0.3824	0.2340	0.5066

PHOTOMETRIC AND ELECTRICAL MEASUREMENTS AT 25°C @18W 4000K

MODEL NO .	INPUT VOLTAGE (VAC)	INPUT CURRENT (A)	INPUT POWER (WATTS)	INPUT POWER FACTOR		ABSOLUTE LUMINOUS FLUX (LUMENS)	EFFICACY (LUMENS PER WATT)	STABILIZED TIME (MIN.)
FXF01001-A001	120.0	0.143	16.93	0.985	--	2299.5	135.82	30

SPECTRAL DISTRIBUTION OVER VISIBLE WAVELENGTHS @18W 4000K

CORRELATED COLOR TEMPERATURE (K)	CRI -RA	CRI -R9	DUV	CIE 31' CHROMATICITY COORDINATE (X)	CIE 31' CHROMATICITY COORDINATE (Y)	CIE 76' CHROMATICITY COORDINATE (U')	CIE 76' CHROMATICITY COORDINATE (V')
4146	85.6	24	-0.0054	0.3739	0.3715	0.2229	0.4983

TEST REPORT

RESULTS OF TESTS

PHOTOMETRIC AND ELECTRICAL MEASUREMENTS AT 25°C @18W 5000K

MODEL NO .	INPUT VOLTAGE (VAC)	INPUT CURRENT (A)	INPUT POWER (WATTS)	INPUT POWER FACTOR		ABSOLUTE LUMINOUS FLUX (LUMENS)	EFFICACY (LUMENS PER WATT)	STABILIZED TIME (MIN.)
FXF01001-A001	120.0	0.146	17.27	0.986	--	2294.0	132.83	30

SPECTRAL DISTRIBUTION OVER VISIBLE WAVELENGTHS @18W 5000K

CORRELATED COLOR TEMPERATURE (K)	CRI -RA	CRI -R9	DUV	CIE 31' CHROMATICITY COORDINATE (X)	CIE 31' CHROMATICITY COORDINATE (Y)	CIE 76' CHROMATICITY COORDINATE (U')	CIE 76' CHROMATICITY COORDINATE (V')
5003	83.5	11	0.0032	0.3456	0.3584	0.2092	0.4880

TEST REPORT

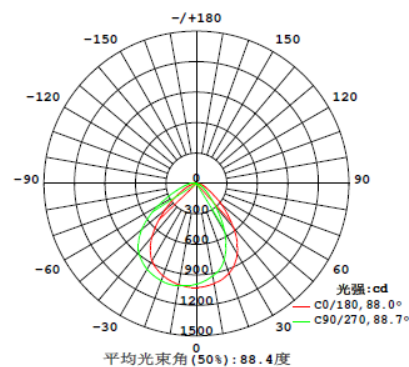
RESULTS OF TESTS (CONT'D)

PHOTOMETRIC AND ELECTRICAL MEASUREMENTS – DISTRIBUTION METHOD@18W2700K

INTERTEK SAMPLE NO.	BASE ORIENTATION	INPUT VOLTAGE (Vac)	INPUT CURRENT (MA)	INPUT POWER (WATTS)	INPUT POWER FACTOR	ABSOLUTE LUMINOUS FLUX (LUMENS)	LUMEN EFFICACY (LUMENS PER WATT)
1230110-04-001	/	120	146	17.28	0.985	2161.7	125.10

INTENSITY (CANDLEPOWER) SUMMARY AT 25°C – CANDELAS @18W 2700K

VERTICAL ANGLES	HORIZONTAL ANGLES				
	0	22.5	45	67.5	90
0	1023.1	994.8	992.2	988.7	990.3
5	1015.8	966.4	960.2	959.7	961.3
10	998.9	924.6	918.3	920.4	923.7
15	976.4	865.0	857.6	868.0	876.9
20	938.9	781.1	768.2	780.4	798.7
25	881.7	676.9	647.2	662.8	689.5
30	801.4	545.3	516.8	534.8	555.7
35	696.3	407.6	387.7	403.8	417.5
40	565.0	289.5	272.6	283.7	291.7
45	435.7	200.4	183.8	189.0	196.3
50	321.5	139.6	126.3	127.6	134.2
55	222.3	101.9	92.9	93.1	96.0
60	154.2	74.3	66.1	65.6	66.6
65	111.8	48.6	41.8	41.0	41.2
70	83.0	27.8	22.1	21.2	20.9
75	56.2	9.2	5.1	4.5	4.2
80	33.8	0.0	0.0	0.0	0.0
85	15.0	0.0	0.0	0.0	0.0
90	0.1	0.0	0.0	0.0	0.0



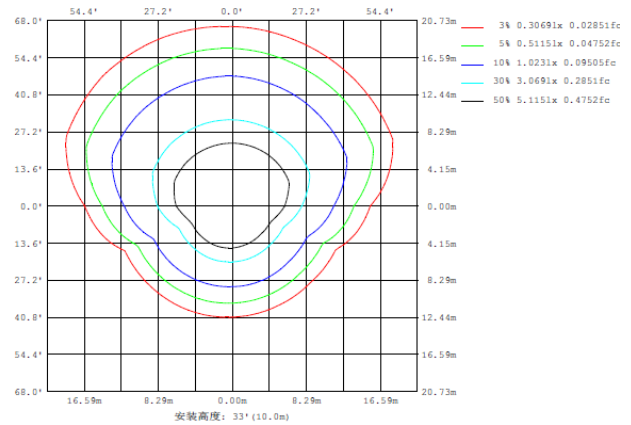
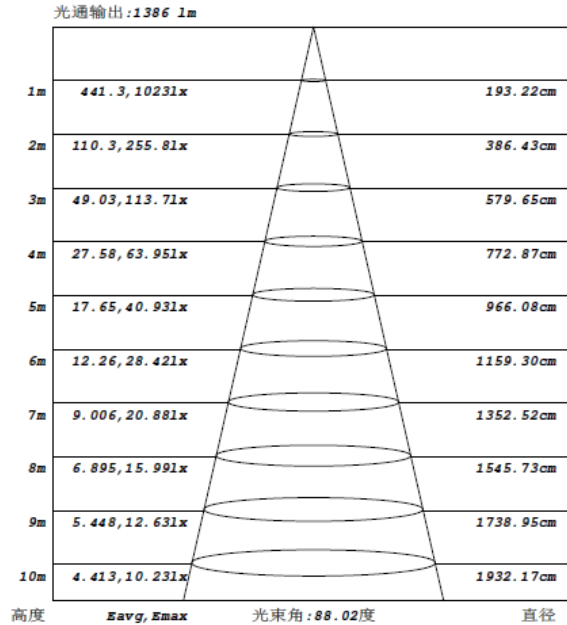
TEST REPORT

RESULTS OF TESTS (CONT'D)

ILLUMINATION PLOTS@18W 2700K

ILLUMINANCE - CONE OF LIGHT

ISOILLUMINATION PLOT



ZONAL LUMEN SUMMARY AND PERCENTAGES AT 25°C

ZONE	LUMENS	% LUMINAIRE
0-30	754.8	34.9
0-60	1855	85.8
0-80	2109	97.5
0-90	2148	99.4
0-120	2162	100.0

TEST REPORT

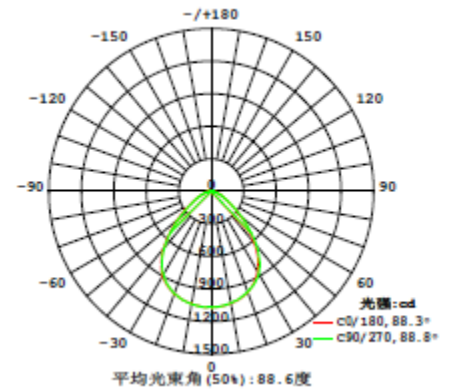
RESULTS OF TESTS (CONT'D)

PHOTOMETRIC AND ELECTRICAL MEASUREMENTS – DISTRIBUTION METHOD@18W 3000K

INTERTEK SAMPLE NO.	BASE ORIENTATION	INPUT VOLTAGE (Vac)	INPUT CURRENT (MA)	INPUT POWER (WATTS)	INPUT POWER FACTOR	ABSOLUTE LUMINOUS FLUX (LUMENS)	LUMEN EFFICACY (LUMENS PER WATT)
1230110-04-001	/	120	144	17.04	0.985	2166.3	127.13

INTENSITY (CANDLEPOWER) SUMMARY AT 25°C – CANDELAS @18W 3000K

VERTICAL ANGLES	HORIZONTAL ANGLES					
	0	22.5	45	67.5	90	
0	1069.8	1069.7	1068.1	1069.5	1069.2	
5	1063.4	1061.8	1059.2	1060.0	1060.4	
10	1047.2	1044.9	1041.9	1042.0	1044.0	
15	1024.8	1020.2	1016.9	1014.7	1019.9	
20	987.1	980.8	977.7	977.4	982.8	
25	932.2	926.5	928.6	929.6	940.1	
30	855.9	848.2	849.0	854.3	876.0	
35	750.9	747.4	735.7	737.6	778.3	
40	617.6	615.6	601.2	607.0	648.4	
45	481.2	469.9	464.3	469.4	504.5	
50	354.9	337.9	335.5	338.0	365.8	
55	246.5	234.2	228.6	228.3	250.2	
60	169.8	161.0	153.9	152.2	169.6	
65	121.0	115.0	109.8	108.5	119.3	
70	88.6	84.1	80.4	78.9	86.1	
75	59.6	55.7	53.2	51.5	56.6	
80	35.6	32.9	30.8	29.6	33.3	
85	15.5	13.5	11.3	9.9	13.5	
90	0.1	0.0	0.0	0.0	0.0	

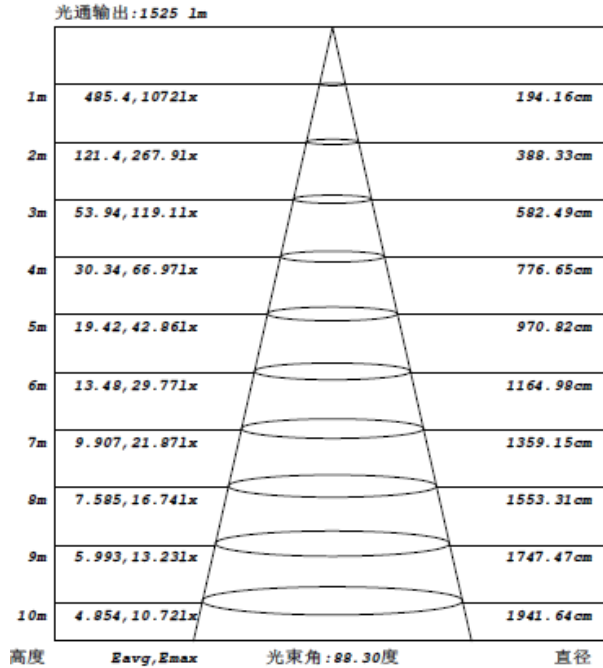


TEST REPORT

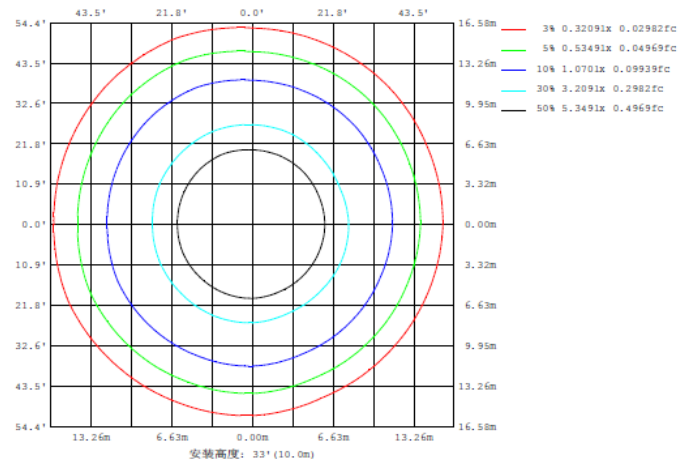
RESULTS OF TESTS (CONT'D)

ILLUMINATION PLOTS@18W 3000K

ILLUMINANCE - CONE OF LIGHT



ISOILLUMINATION PLOT



ZONAL LUMEN SUMMARY AND PERCENTAGES AT 25°C

ZONE	LUMENS	% LUMINAIRE
0-30	825.6	38.1
0-60	1949	90.0
0-80	2148	99.2
0-90	2166	100.0
0-120	2166	100.0

TEST REPORT

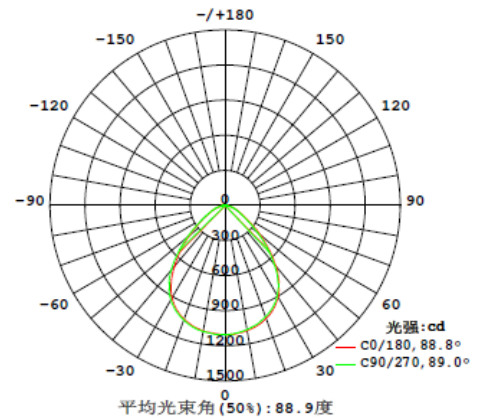
RESULTS OF TESTS (CONT'D)

PHOTOMETRIC AND ELECTRICAL MEASUREMENTS – DISTRIBUTION METHOD@18W 3500K

INTERTEK SAMPLE NO.	BASE ORIENTATION	INPUT VOLTAGE (Vac)	INPUT CURRENT (MA)	INPUT POWER (WATTS)	INPUT POWER FACTOR	ABSOLUTE LUMINOUS FLUX (LUMENS)	LUMEN EFFICACY (LUMENS PER WATT)
1230110-04-001	/	120	142	16.76	0.985	2250.4	134.27

INTENSITY (CANDLEPOWER) SUMMARY AT 25°C – CANDELAS @18W 3500K

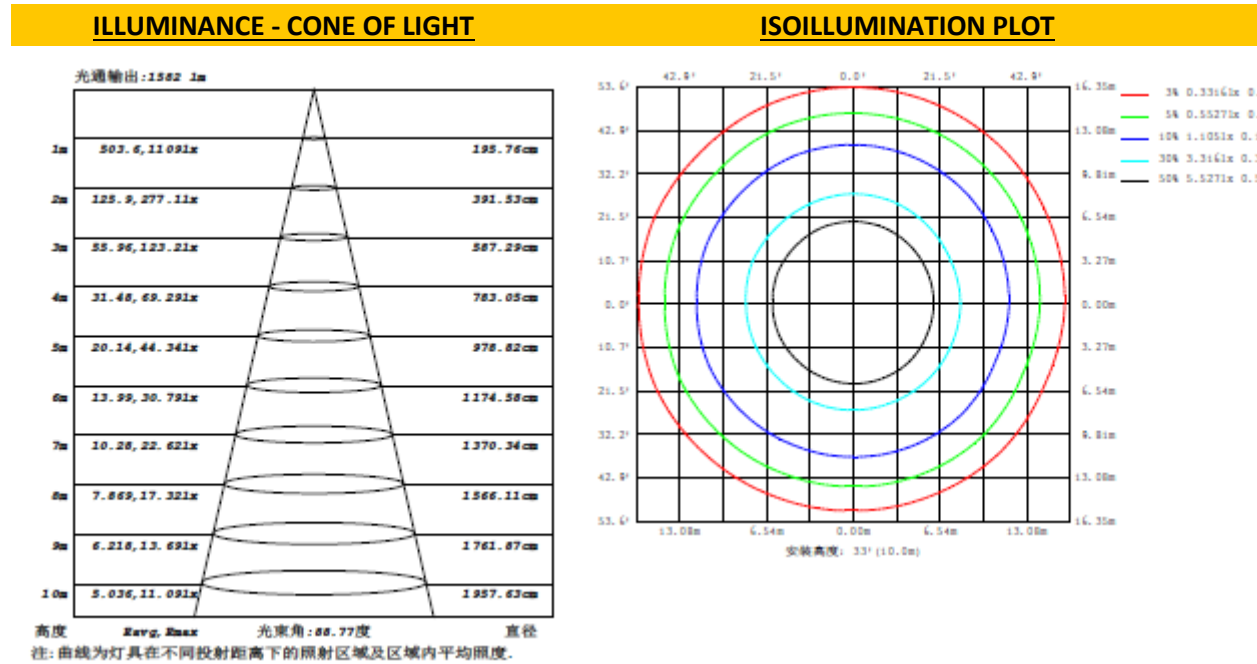
VERTICAL ANGLES	HORIZONTAL ANGLES				
	0	22.5	45	67.5	90
0	1103.5	1106.2	1105.6	1107.9	1106.2
5	1099.4	1099.9	1098.7	1099.6	1095.3
10	1085.0	1084.5	1082.6	1082.5	1076.6
15	1063.1	1059.5	1059.3	1056.1	1051.4
20	1027.2	1021.6	1022.4	1018.6	1012.2
25	976.6	969.4	976.2	971.2	963.2
30	905.9	895.1	905.0	898.4	892.6
35	806.4	794.0	795.9	785.4	790.4
40	674.6	659.4	659.1	651.1	653.8
45	531.8	507.8	518.1	509.5	504.7
50	394.4	369.3	382.1	372.6	364.7
55	275.8	255.1	263.1	254.3	249.8
60	188.5	174.7	175.8	169.0	170.5
65	132.1	123.2	122.7	119.1	121.3
70	95.0	89.1	90.1	87.5	88.1
75	63.7	58.9	60.6	58.2	58.0
80	37.7	34.6	36.3	34.6	34.2
85	16.3	14.1	15.7	14.4	13.9
90	0.0	0.0	0.0	0.0	0.0



TEST REPORT

RESULTS OF TESTS (CONT'D)

ILLUMINATION PLOTS@18W 3500K



ZONAL LUMEN SUMMARY AND PERCENTAGES AT 25°C

ZONE	LUMENS	% LUMINAIRE
0-30	855.9	38
0-60	2024	90
0-80	2232	99.2
0-90	2250	100.0
0-120	2250	100.0

TEST REPORT

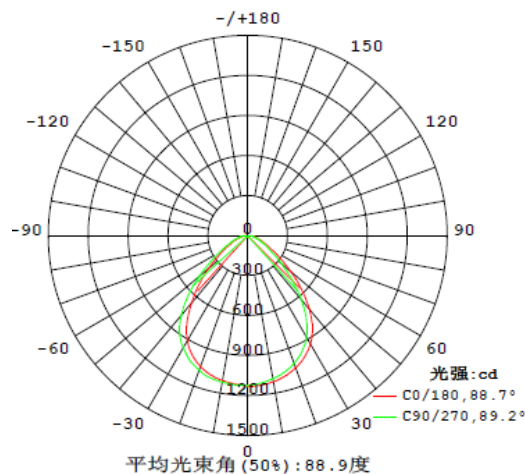
RESULTS OF TESTS (CONT'D)

PHOTOMETRIC AND ELECTRICAL MEASUREMENTS – DISTRIBUTION METHOD@18W 4000K

INTERTEK SAMPLE NO.	BASE ORIENTATION	INPUT VOLTAGE (Vac)	INPUT CURRENT (MA)	INPUT POWER (WATTS)	INPUT POWER FACTOR	ABSOLUTE LUMINOUS FLUX (LUMENS)	LUMEN EFFICACY (LUMENS PER WATT)
1230110-04-001	/	120	143	16.93	0.985	2299.5	135.82

INTENSITY (CANDLEPOWER) SUMMARY AT 25°C – CANDELAS @18W 4000K

VERTICAL ANGLES	Angle	HORIZONTAL ANGLES				
		0	22.5	45	67.5	90
	0	1127.9	1126.8	1124.9	1127.4	1124.1
	5	1126.1	1122.0	1116.8	1116.4	1111.4
	10	1113.2	1107.8	1099.1	1097.6	1090.5
	15	1090.2	1084.1	1073.3	1068.8	1062.1
	20	1054.5	1048.2	1035.8	1027.2	1019.5
	25	1007.2	998.7	988.6	975.0	962.6
	30	942.1	928.4	911.8	893.1	882.5
	35	848.2	828.3	793.3	771.0	769.2
	40	719.9	691.7	652.7	633.6	622.4
	45	572.3	537.5	509.0	489.3	470.9
	50	425.8	393.2	371.5	351.9	333.3
	55	299.0	271.2	253.3	237.4	228.3
	60	203.0	184.6	169.0	159.2	157.8
	65	140.4	128.9	118.9	114.5	114.5
	70	99.6	92.5	86.6	83.5	82.7
	75	66.6	61.0	56.6	54.0	53.1
	80	39.2	35.7	33.1	31.4	30.7
	85	16.9	14.5	12.0	10.5	9.8
	90	0.0	0.0	0.0	0.0	0.0



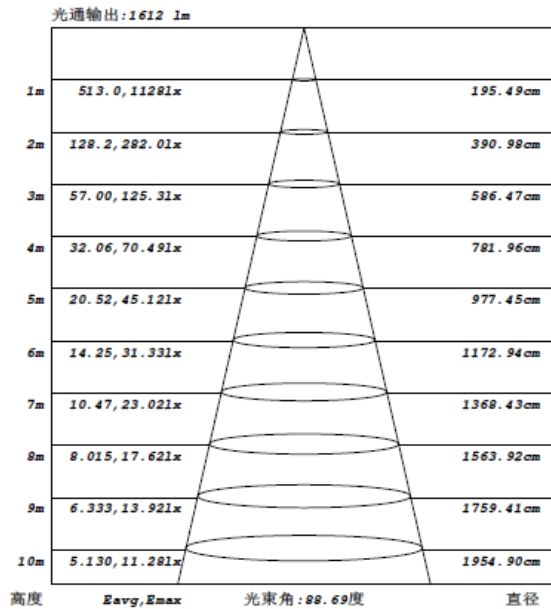
TEST REPORT

RESULTS OF TESTS (CONT'D)

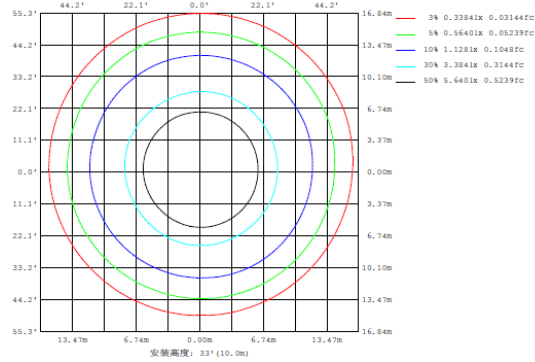
ILLUMINATION PLOTS@ 4000K

ILLUMINANCE - CONE OF LIGHT

ISOILLUMINATION PLOT



注: 曲线为灯具在不同投射距离下的照射区域及区域内平均照度。



ZONAL LUMEN SUMMARY AND PERCENTAGES AT 25°C

ZONE	LUMENS	% LUMINAIRE
0-30	871.1	37.9
0-60	2066	89.8
0-80	2280	99.1
0-90	2299	100.0
0-120	2299	100.0

TEST REPORT

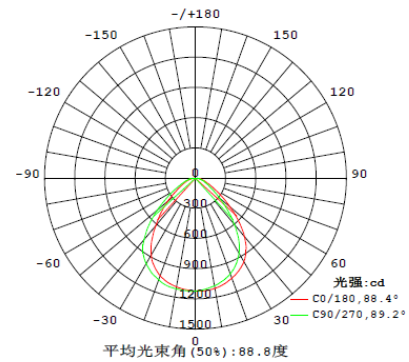
RESULTS OF TESTS (CONT'D)

PHOTOMETRIC AND ELECTRICAL MEASUREMENTS – DISTRIBUTION METHOD@18W 5000K

INTERTEK SAMPLE NO.	BASE ORIENTATION	INPUT VOLTAGE (Vac)	INPUT CURRENT (MA)	INPUT POWER (WATTS)	INPUT POWER FACTOR	ABSOLUTE LUMINOUS FLUX (LUMENS)	LUMEN EFFICACY (LUMENS PER WATT)
1230110-04-001	/	120	146	17.27	0.986	2294.0	132.83

INTENSITY (CANDLEPOWER) SUMMARY AT 25°C – CANDELAS @ 5000K

VERTICAL ANGLES	Angle	HORIZONTAL ANGLES				
		0	22.5	45	67.5	90
	0	1121.8	1119.7	1121.4	1121.2	1122.0
	5	1122.8	1117.5	1115.1	1110.9	1108.3
	10	1111.7	1106.0	1097.6	1092.8	1085.8
	15	1090.4	1083.7	1073.0	1066.3	1054.9
	20	1057.1	1051.1	1037.0	1025.1	1011.2
	25	1016.2	1005.6	992.7	972.0	948.6
	30	960.8	943.9	920.1	888.9	865.2
	35	876.7	849.3	802.6	767.9	750.1
	40	756.9	716.7	662.8	629.3	601.0
	45	608.4	562.9	519.7	485.4	449.9
	50	453.4	414.5	381.2	348.1	317.0
	55	320.3	285.5	259.8	234.1	218.0
	60	216.0	193.4	172.6	157.8	152.4
	65	146.9	133.1	120.6	114.0	112.0
	70	103.0	94.5	87.7	83.2	81.5
	75	68.7	62.3	57.3	53.7	53.0
	80	40.2	36.3	33.5	31.4	30.4
	85	17.3	14.8	12.3	10.6	9.9
	90	0.0	0.0	0.0	0.0	0.0

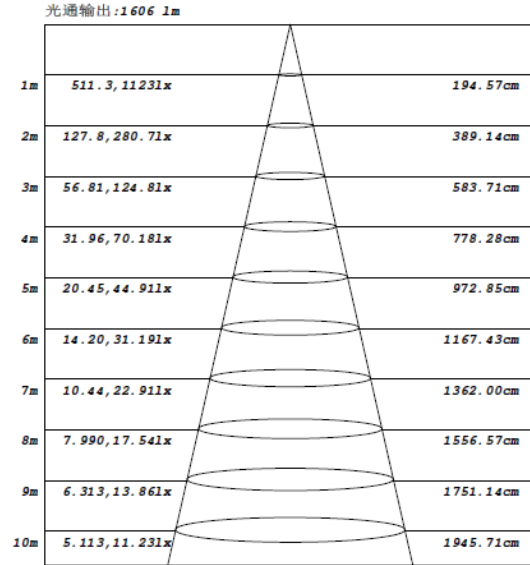


TEST REPORT

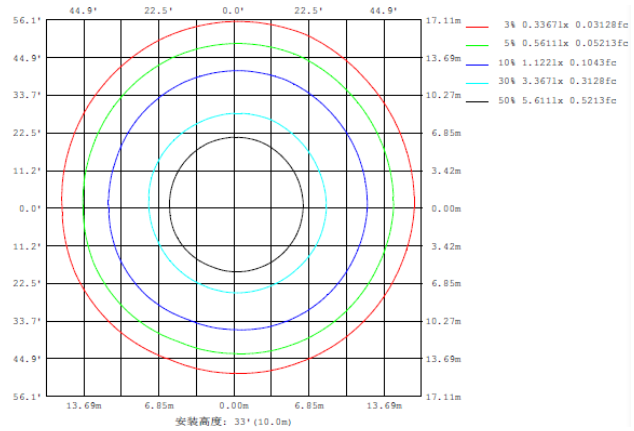
RESULTS OF TESTS (CONT'D)

ILLUMINATION PLOTS@18W 5000K

ILLUMINANCE - CONE OF LIGHT ISOILLUMINATION PLOT



高度 Eavg, Emax 光束角:88.42度 直径
注: 曲线为灯具在不同投射距离下的照射区域及区域内平均照度。



ZONAL LUMEN SUMMARY AND PERCENTAGES AT 25°C @ 5000K


ZONE	LUMENS	% LUMINAIRE
0-30	867.8	37.8
0-60	2061	89.8
0-80	2274	99.1
0-90	2294	100.0
0-120	2294	100.0

TEST REPORT

PICTURES

Overview


FXF01001-A001



CONCLUSION

The results tabulated in this report are representative of the actual test samples submitted for this report only. The data is provided to the client for further evaluation. Compliance to the referenced specification requirements was not determined in this report.

In Charge of Tests:



Judy Hu
Project Engineer
Lighting Division

Report Reviewed By:



Meng Wang
Reviewer
Lighting Division

Attachment: None < or include filename >

REVISION HISTORY

JOB NUMBER	DATE OF REVISION	PROJECT HANDLER	REVIEWED BY
Description of Change:	None		