



Product Features

- Constant voltage design
- High transfer efficiency
- Working temperature: -20°C~+50°C
- Stable constant voltage output
- IP67, for both indoor & outdoor
- 100% full loading, 100% burn-in tested
- Overload/short circuit protection
- Typical efficiency: >82%
- UL Listed

SKU #	Model #	Watt	Input Voltage	Output Voltage	Max. Output Current	Environment	IP	Certification
1560673	JLV-12150KA-US	150W	100-130Vac	12V DC	12.5A	Indoor & Outdoor	IP67	UL

LED DRIVERS



Specifications		
Parameters	Description	Value
Output	Model #.	JLV-12150KA-US
	DC Voltage	12V
	Rated Current	12.5A
	Current range	0-12.5A
	Wattage	150W
	Ripple & Noise (Max.)	<500mVp-p
	Voltage Tolerance Note3	1%
	Line Regulation	1%
	Load Regulation	1%
	Output groups	2
	Setup, Rise Time	1500ms/120VAC
Input	Holding Time (Typ.)	16mS
	Voltage Range Note 2	90-140V
	Input Voltage	100-130V
	Frequency Range	50/60Hz
	Efficiency (Typ.)	>82%
	AC Input Current	120V: 2.12A max
	Inrush Current (Typ.)	40A
	Leakage current	5mA/120VAC
Protection	Over Load	Yes, Cut off mode - Output shuts down if over loaded
	Short Circuit	Yes, output shut down, recovers automatically after fault condition is removed
Enviroment	Over Voltage	Yes
	Over Temperature	No
	Working Temperature	-20°C~50°C
	Working Humidity	20~95%RH
	Storage Temperature	-40°C~80°C
	Storage Humidity	10~95%RH
	Temperature Coefficient	/
	Vibration	/

LED DRIVERS

Safe & EMC	Safety Standards	EN 61347-2-13, IP67 Waterproof Rating
	Withstand voltage	I/P-O/P: 3750VAC/1min/<5mA
	Isolation Resistance	I/P-O/P: >100M Ohms / 500VDC/25°C / 70%RH
	EMC Emission	/
	EMC Immunity	/
Others	MTBF	/
	Product Dimension	9.60 x 2.80 x 1.77 (Inches)
	Product Packaging	18.30 x 10.82 x 4.72 (Inches)


Installation Tips:

- Please identify the power supply's input and output before installation.
- Ensure correct output + & - wire connection. Power on after wire connection is done.
- To avoid voltage drop and loading capacity wasting on the output extension wire, please install the power supply to the loading as near as possible, if must use long extension wires, thicker wires and less loading wattage is required.
- The power supply to be installed at good ventilation and cooling environment.

LED DRIVERS



Mechanical Specification



Product Dimension: 9.60 x 2.80 x 1.77"

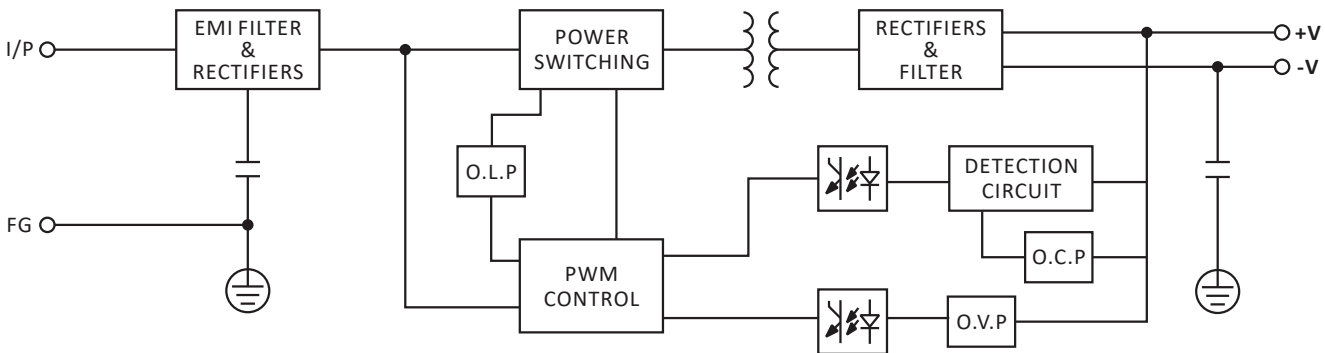
Product Net Weight: 2.79LBS

Input: 18AWG*3C, White L, Black N
200mm length

Output: 18AWG*2C White +, Black -
200mm length

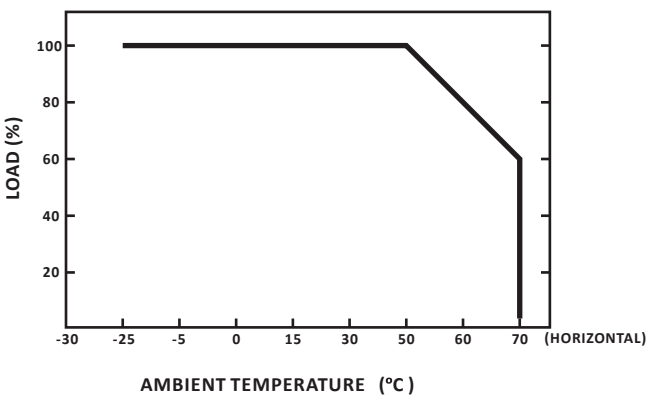
Housing: Aluminium

Block Diagram

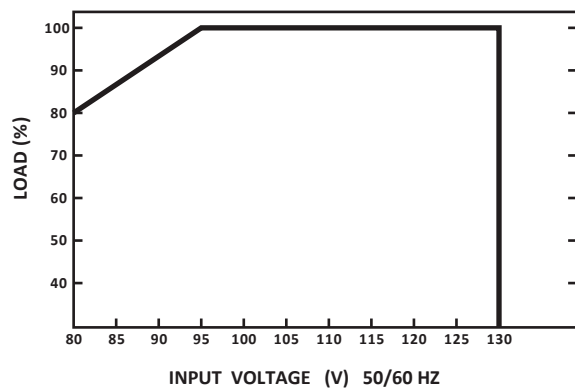


LED DRIVERS

Derating Curve



Static Characteristics



LED DRIVERS

Package

SKU #	Carton (Inch)	Qty / Carton	Product Net Weight	Gross Weight / Ctn.
1560673	18.30 x 10.82 x 4.72	10 PCS	2.79LBS	30 LBS

Warranty

3 Years Warranty