

USER GUIDE

MARKET

UMBRELLA



business & pleasure TM co.

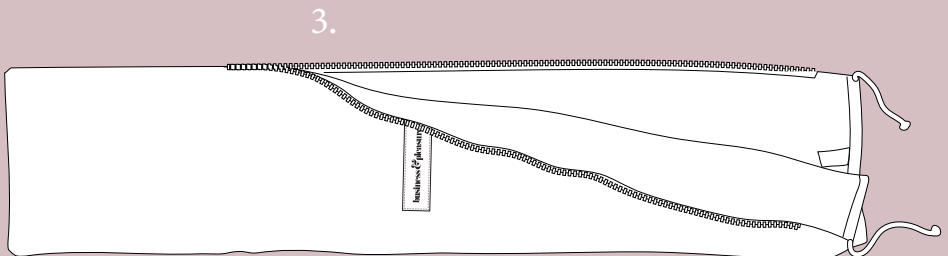
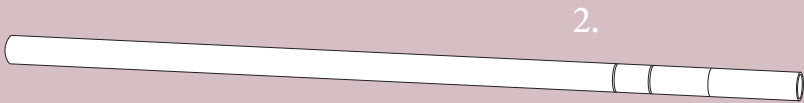
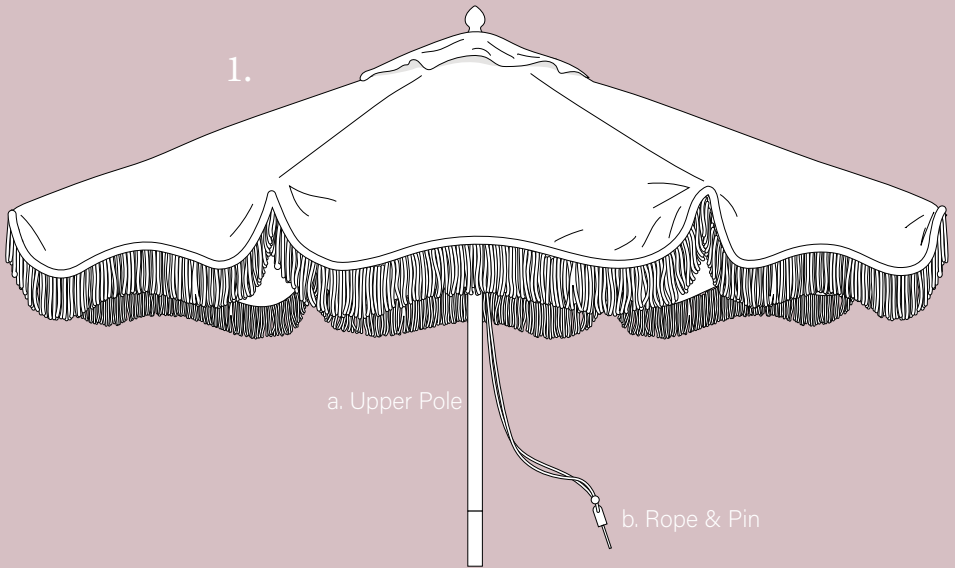


**We've Got
You
Covered.**


THE PREMIUM MARKET UMBRELLA SETS A NEW STANDARD
FOR HOME PATIO AND POOL SHADE.

CONTENTS

1. CANOPY
- 1a. Rope & Pin, 1b. Upper Pole
2. LOWER POLE
3. COVER

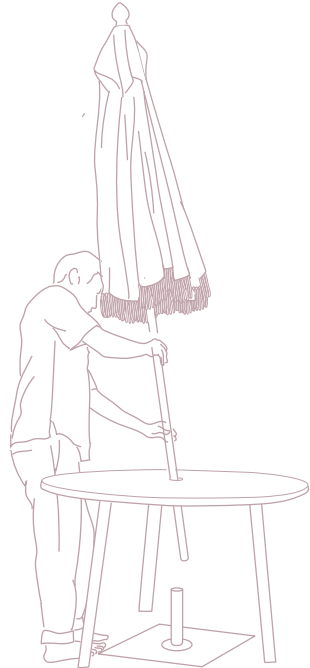


SIMPLE SET UP




1. ATTACH LOWER POLE.

Remove from cover and lay canopy down. Insert the lower pole into the upper pole and screw clock-wise until tight. Note: just tighten firmly with the hand, do not over tighten.



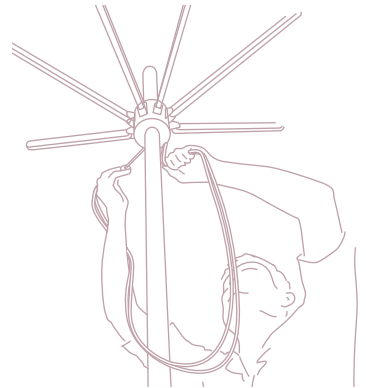
2. STAND UMBRELLA UPRIGHT

Leaving the umbrella closed, place the pole of the umbrella stand or table center and secure.



3. PULL ROPE TO OPEN.

Gently lift a corner of the canopy and reach under to find the rope & pin. Pull down on the rope & pin so that the canopy will begin to open.



4. INSERT THE PIN.

Hold the rope in one hand to keep the umbrella open, using your other hand place the pin through the hole. Note: The lower hole is preferable for new umbrellas. As the umbrella is used and the canopy stretches the higher hole can be used to offer a tighter looking canopy.



5. PULL UP A CHAIR AND ENJOY

Sit back and relax! Complete your patio setup with our all new directors chairs


USEFUL INFO.

Did you know the canopy is removable?
Remove the canopy to spot clean with gentle soap or hand-wash the fabric

NOTE!

DO NOT PUT CANOPY IN THE DRYER, THIS COULD SHRINK THE FABRIC AND DAMAGE THE FRINGE. DO NOT USE BLEACH WHEN CLEANING.

CARE & STORAGE



1. PLACE PROTECTIVE COVER

Unzip cover and place over the umbrella



2. SECURE COVER

Place the cover over the umbrella, pull zip down and use rope and bead to secure the cover over the fringe.

NEED A STAND FOR THE PATIO?

The new premium stand requires minimal assembly and comes with everything you need to get your umbrella up.

Includes:

- Base & Mounting plate
- Upright pole with stainless steel handle and premium badge
- Sleeve inserts to ensure the perfect fit for your umbrella
- Stainless steel levelling feet

Find it at
businessandpleasureco.com



IMPORTANT INFORMATION!

Please read the following before use of your B&PCo Umbrella

Although providing shade from the direct sun, reflections from sand and water can still expose you to harmful UV rays!

It is advised that you also use sunscreen, hat and glasses when outside - especially around white sand or water!

Set up and use of a Business & Pleasure Co product must follow the "Set Up" instruction guide

Business & Pleasure Co. are not responsible for the mis-use or poorly set up products that lead to damage or harm to any persons or property.

For all warranty information, please visit
www.businessandpleasureco.com

CARE INSTRUCTIONS.

1. Always use your umbrella as per the set up instructions.
2. To maintain and extend the life of your product keep it dry and clean of any salt, sand or chlorine or chemical residue
3. If your umbrella gets wet, dry with soft towel and allow fringe to drip dry in the shade before packing way.
4. Reduce unnecessary and excessive exposure to direct sunlight by using cover when not in use.

FEATURES



HOME USE

LARGE AND STYLISH, THE PREMIUM MARKET UMBRELLA CAN BE SET UP PATIO OR POOLSIDE.



PROTECTIVE COVER

OUTDOOR COVER TO KEEP YOUR UMBRELLA LOOKING FRESH



PREMIUM CANVAS

UV, WATER, PU & MOLD TREATED CANVAS
COTTON BULLION FRINGE

DIMENSIONS

SIZE WHEN SET UP: 7' x 7' W x 8.5' H / 2.1m x 2.1m W x 2.6m H

PACKED: 55" L x 7" W x 7" D / 140cm L x 20cm W x 20cm D

WEIGHT: 22lbs / 9kgs

GOT QUESTIONS?

Email orders@businessandpleasureco.com

Or visit www.businessandpleasureco.com