




KEEP ZIPPER CLOSED AS MUCH AS POSSIBLE.




KEEP IN SHADE TO HELP MAINTAIN INTERNAL TEMPERATURE.



USE WITH ICE PACKS.



PACK PRE-CHILLED ITEMS.



○

○

*Luxury*  
LIFESTYLE GOODS

**business  
&  
pleasure  
Co.**

[www.businessandpleasureco.com](http://www.businessandpleasureco.com)

**STORAGE**

Clean and dry cooler before storage. Store with zip and lid open.

**MAINTENANCE.**

To clean the internal PVC, gently turn the bag inside out and rinse with warm water. Use a gentle wash cloth with dish soap if needed. Dry before turning it back the right way.

For external marks, spot clean with a soft wash cloth. Hang to air dry. Do not put in the washing machine or tumble dryer. Do not use bleach.

○

**Cooler Care**

*business & pleasure Co.*

Get the most from your new cooler with these clever tips:

**IN USE**

Do not over fill your cooler. Do not place sharp items directly inside bag. Empty ice as it melts to avoid leakage and condensation.

○