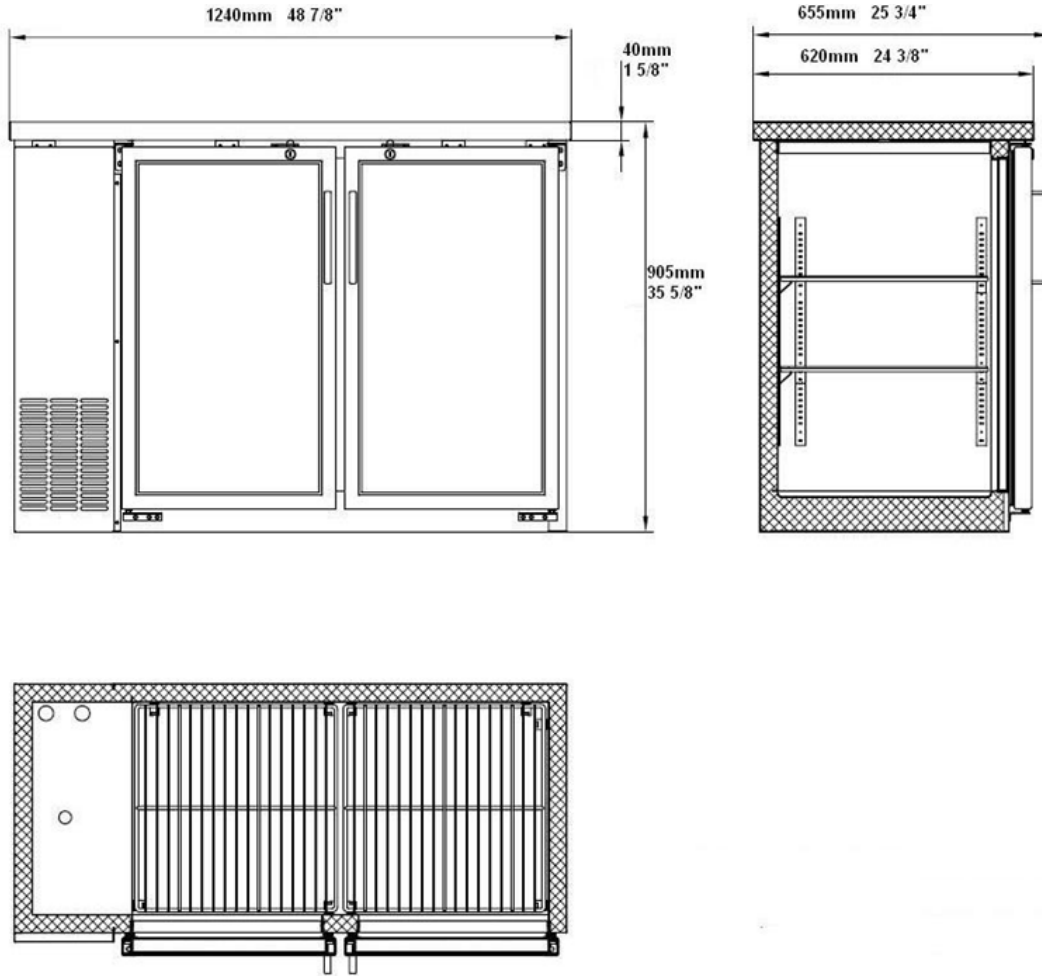
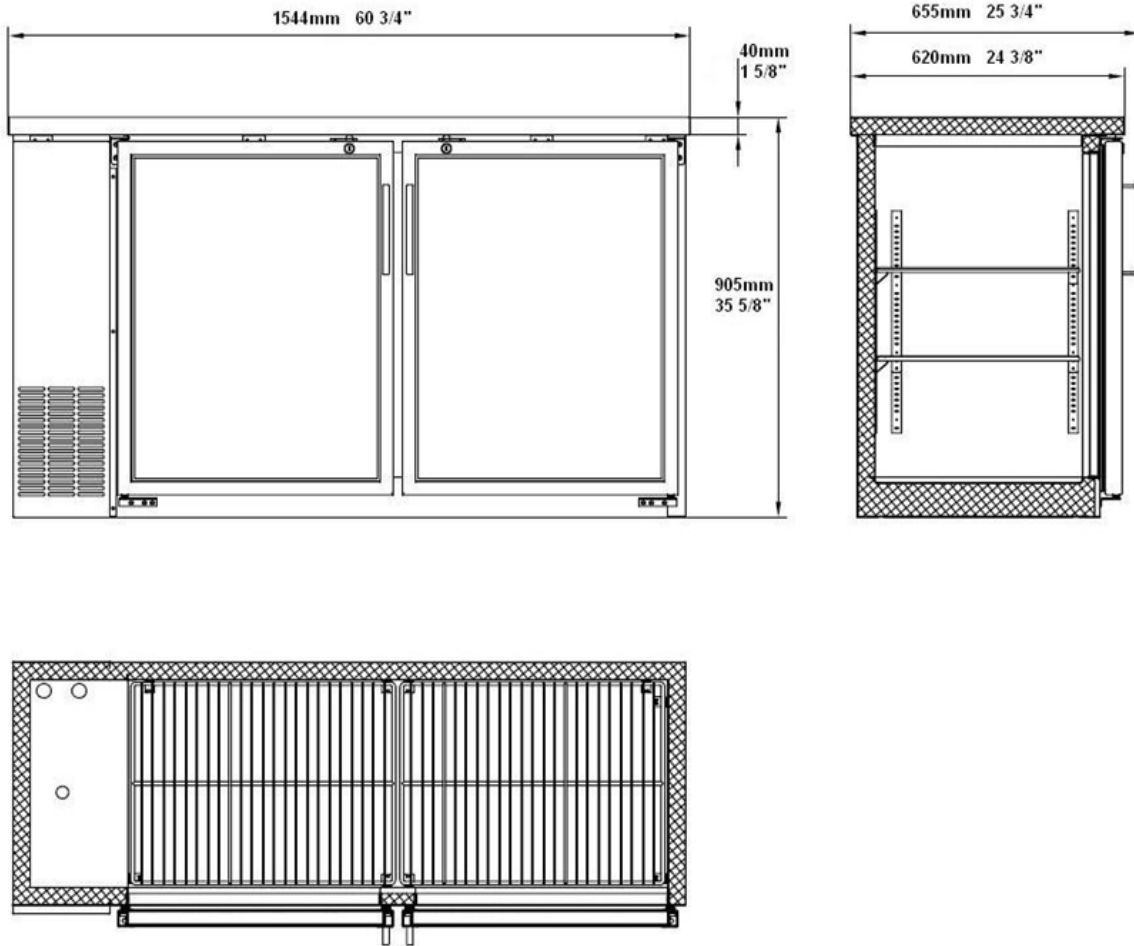


CBBSGD2-48CC Specifications



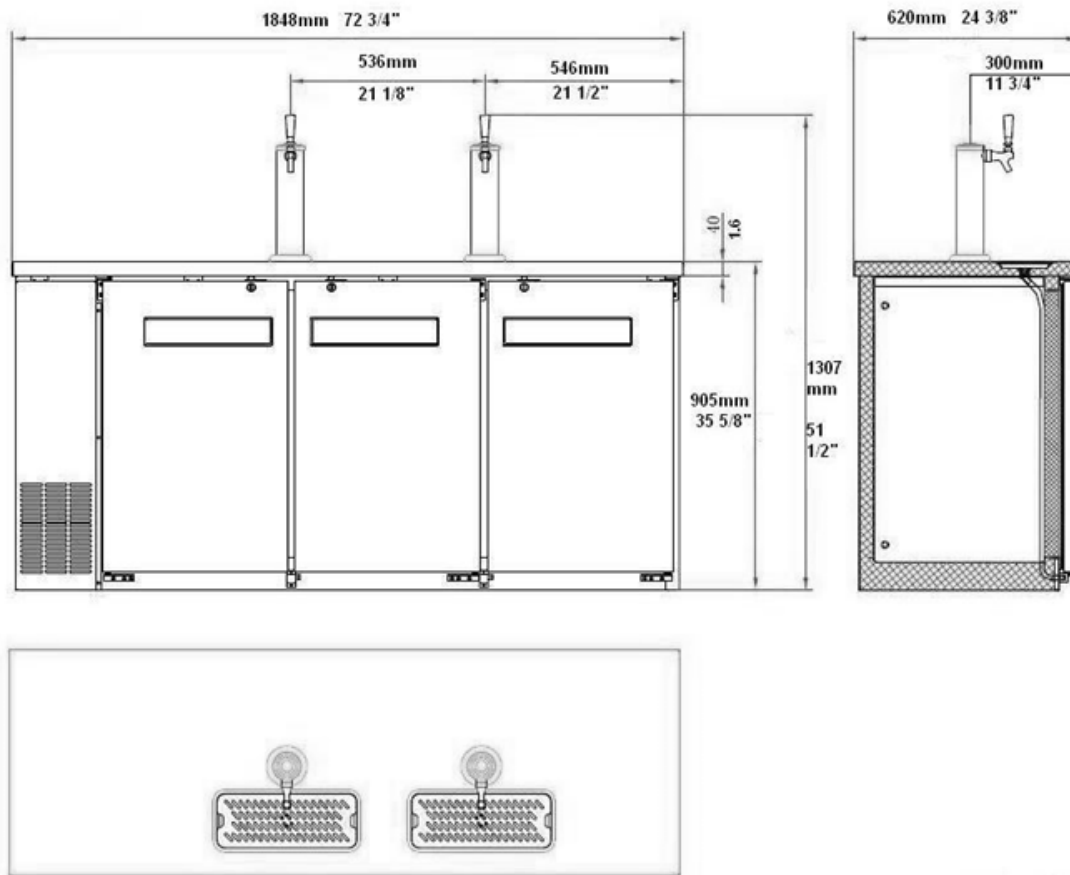
Model	Doors	Dimension (mm) (inch)			HP	Voltage	Amps	Capacity (L) (Cu Ft.)	Net Weight (KG) (LBS)	Temperature Range	NEMA Config.
		L	D	H							
CBBSGD2-48CC	2	1242.1	619.8	904.2	1/3	115/60/1	6.4	334.1	117.9	0.5 ~ 3.3°C	5-15P ⓘ
		48.9	24.4	35.6							

CBBSGD2-60CC Specifications



Model	Doors	Dimension (mm) (inch)			HP	Voltage	Amps	Capacity (L) (Cu Ft.)	Net Weight (KG) (LBS)	Temperature Range	NEMA Config.
		L	D	H							
CBBSGD2-60CC	2	1546.9	619.8	904.2	1/3	115/60/1	6.4	447.4	144.7	0.5 ~ 3.3°C	5-15P ⓘ
		60.9	24.4	35.6							

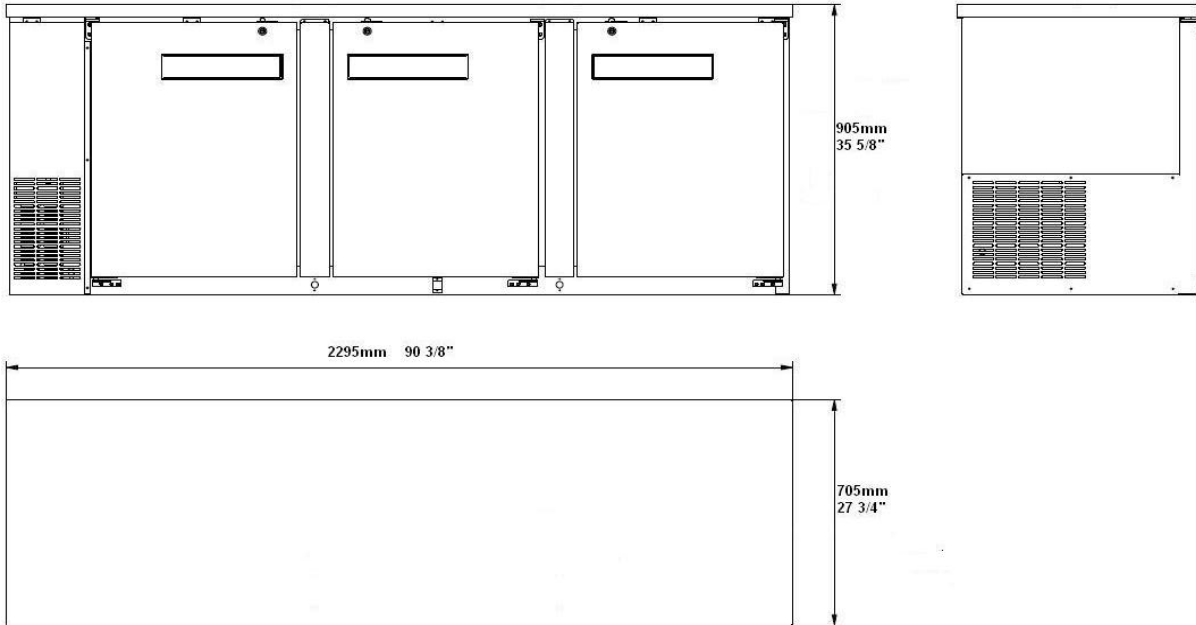
CBBSDD3-72CC Specifications




Model	Doors	Dimension (mm) (inch)			HP	Voltage	Amps	Capacity 1/2 Barrels	Net Weight (KG) (LBS)	Temperature Range	NEMA Config.
		L	D	H							
CBBSDD3-72CC	3	1851.7	619.8	904.2	1/3+	115/60/1	3.96	3	174.6	0.5 ~ 5°C	5-15P ⓘ
		72.9	24.4	35.6					385	33 ~ 41°F	

CBBSGD3-90CC

Specifications



Model	Doors	Dimension (mm) (inch)			HP	Voltage	Amps	Capacity	Temperature Range	NEMA Config.	
		L	D	H							
CBBSGD3-90CC	3	2295	705	904.2	1/3+	115/60/1	7.4	12 oz. Cans	1/2 Barrels	0.5 ~ 3.3°C	5-15P 
		90.4	27.8	35.6				152 6-pks	4	33 ~ 38 °F	