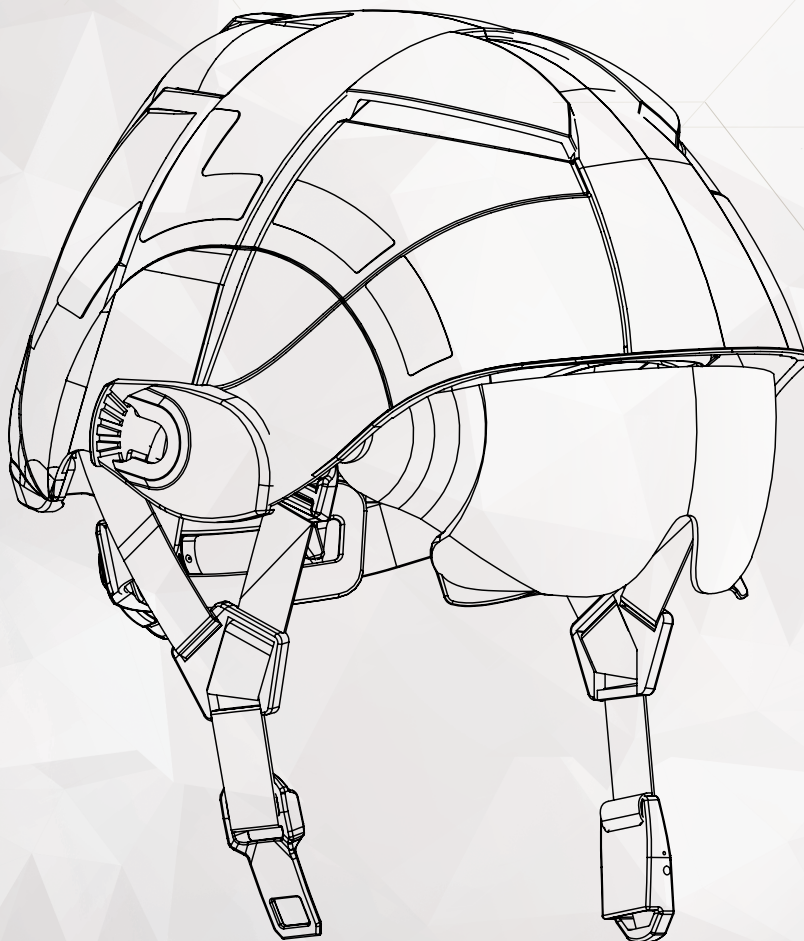




PAB Akrapović

PAB MP1 PROFESSIONAL

· user manual ·



Helmet for wildland firefighting, technical rescue, mountaineering, canoeing and white-water sports

CERTIFICATES: EN 16471 | EN 16473 | EN 12492 | EN 1385 | EN 166 | EN 14458

When conditions are at their worst,
we are at our best.

THINKING AHEAD

firefighting & safety helmet series

www.pab.hr

SAFETY NOTICE	4
NOMENCLATURE OF PARTS	6
TECHNICAL DATA	8
CERTIFICATIONS AND MARKINGS	8
INSTRUCTIONS FOR USE AND CARE	11
CLEANING AND DISINFECTION	13
SERVICING AND MAINTENANCE	14
STORAGE AND TRANSPORT	15
SERVICE LIFE AND DISCARD	15
WARRANTY	16

PAB MP1 PROFESSIONAL

Thank you for choosing a PAB Akrapović product.

PAB helmet **MP1 Professional** is a multipurpose helmet designed for fighting wildfires, technical rescue, mountaineering, canoeing, and white-water sports. Offers the highest standard of protection and comfort in the most diverse environments. The wide range of accessories expand the customization options.

PAB helmet model **MP1 Professional** complies with the essential requirements of **Regulation (EU) 2016/425** and with the harmonised standards: **EN 16473:2014, EN 12492:2012, EN 1385:2012** and with the standard **EN 16471:2014**. PAB MP1 Professional also meets clauses: 5.1.1, 5.2.1, 5.2.4 and 5.2.5 of EN 397:2012+A1 (2012) standard.

It has been designed to protect the head under the most extreme conditions. It has an optimal relationship between protection and comfort with a broad spectrum of optional upgrades.

**Warning:**

Read these instructions carefully before using the helmet.

For adequate protection, this helmet must fit or be adjusted to the size of the user's head.

Inappropriate use, maintenance or servicing can affect the function of the helmet and can seriously endanger the user's life. The helmet's operability must be checked and verified before each use. The helmet is not to be used if the operability test is unsuccessful, if the helmet is damaged, if proper servicing or maintenance has not been made, or if PAB Akrapović original spare parts have not been used.

The length of the useable life of this helmet will be affected by the types of materials used in its construction and the environments in which the helmet is used and stored. Recommendations on this topic should be sought from the manufacturer.

The intended protection provided by the helmet can only be ensured when it is properly assembled and correctly fitted. Any removable part must not be worn separately.

This helmet is not intended for use in white water classes 5 and 6 as given by the International Canoe Federation.

When fitted with another item of personal protective equipment or with an accessory (other than as supplied by the helmet manufacturer for use with this helmet) a helmet marked as complying with EN 16471:2014 and EN 16473:2014 might no longer satisfy all clauses of the standard. Refer to information provided by the helmet manufacturer.

The helmet provides protection of the head and face against shock, sharp objects, splatters of corrosive chemicals (Sulphuric acid, Sodium hydroxide, p-Xylene, Butan-1-ol, n-Heptane), molten metals, radiating heat, flames, electric current. The user's protection is not guaranteed in situations where the conditions exceed those described in the specifications above.

This helmet complies with the retention requirements of standard EN 16471:2014 and EN 16473:2014, only when the chin strap supplied by PAB Akrapović is worn and adjusted in accordance with these instructions.

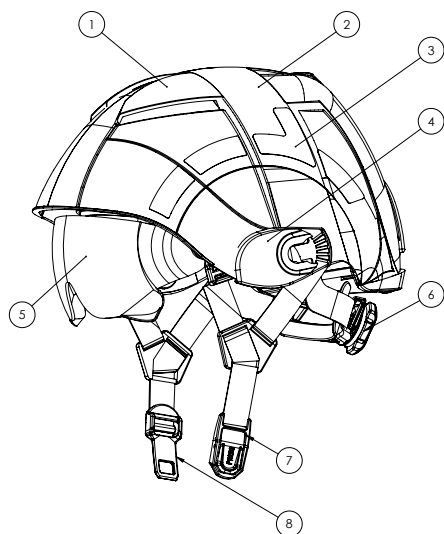
PAB MP1 PROFESSIONAL

The helmet absorbs the energy of a blow by partial destruction of, or damage to, the helmet. Even though such damage may not be readily apparent, any helmet subjected to severe impact should be replaced.

Replace any damaged parts only with original PAB Akrapovič parts, as only these original parts are authorised and ensure the performance of the helmet.

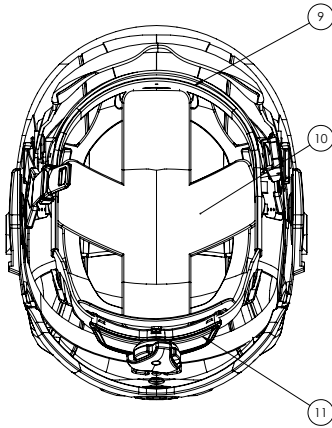
The user's attention is also drawn to the danger of modifying or removing any of the original component parts of the helmet, other than as recommended by PAB Akrapovič. Helmets should not be adapted for fitting attachments in a way not recommended by PAB Akrapovič.

NOMENCLATURE OF PARTS

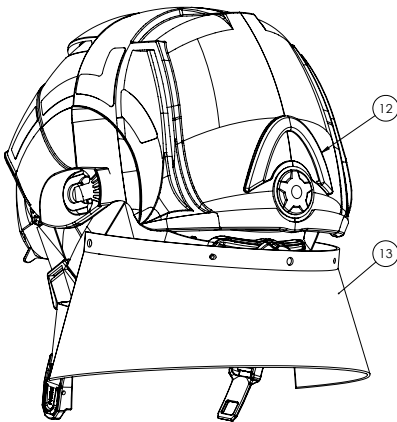


- 1 PLASCTIC COVER
- 2 SHELL
- 3 REFLECTIVE STICKERS
- 4 LAMP HOLDER
- 5 GOGGLES
- 6 RATCHET KNOB FOR SIZE ADJUSTMENT
- 7,8 CHINSTRAP WITH QUICK RELEASE BUCKLE

OVERVIEW



- 9 HEADBAND WITH PADDING
- 10 HEAD PADDING
- 11 HEADBAND WITH RATCHET KNOB







- 12 CLIP FOR SAFETY GOGGLES ATTACHMENT
- 13 NECK PROTECTOR
- 14 HOLLAND TYPE NECK PROTECTOR

PAB MP1 PROFESSIONAL

TECHNICAL DATA

Helmet sizes	For head sizes from 52 to 64 cm (20.5 to 25.2 inches)
Weight (helmet with face shield and without optional accessories)	850 g ± 30 g The weight may vary depending on the shell colour and helmet configuration..






HELMET MARKING

	CE conformity marking
0497	Notified body number
EN 16471:2014	European standard for "Firefighters helmets - Helmets for wildland fire fighting"
EN 16473:2014	European standard for "Firefighters helmets - Helmets for technical rescue"
EN 12492:2012	European standard for "Mountaineering equipment - Helmets for mountaineers"
EN 1385:2012	European standard for "Helmets for canoeing and white-water sports"
**	Indicates the protection at low temperatures down to -20°C
	Recyclable
52-64	Size range (head circumference in cm)
	See manufacturer's information
PPE/PA	Shell material - Polyphenylene Ether + Polyamide
PAB MP1 PROFESSIONAL	Model identification
2021	Year of manufacture
1 2 3 4 5 6 7 8 9 10 11 12	Month of manufacture
PAB Akrapović d.o.o.	Name of the manufacturer
Most 26, 52420 Buzet, Croatia	Address of the manufacturer
	Manufacturer's trademark

www.pab.hr






ACCESSORIES MARKINGS

Visor PAB FIRE COMPACT

	CE conformity marking
0497	Notified body number
EN 14458:2004	European standard for "Personal eye-equipment - Face shields and visors for use with firefighters and high-performance industrial safety helmets used by firefighters, ambulance and emergency services"
-30°C + 120°C	Extremes of temperature to which the visor has been tested
T	Resistance to medium energy impact at extremes of temperature
Ω	Electrical properties
+	Increased thermal performance use
	Visor type - face guard
	See manufacturer's information
	Recyclable
PC	Material - Polycarbonate
PAB FIRE COMPACT	Model identification
2021	Year of manufacture
1 2 3 4 5 6 7 8 9 10 11 12	Month of manufacture
PAB Akrapović d.o.o.	Name of the manufacturer
Most 26, 52420 Buzet, Croatia	Address of the manufacturer
	Manufacturer's trademark

PAB MP1 PROFESSIONAL

Eye guard GOGGLE 04

	CE conformity marking
0497	Notified body number
PAB GOGGLE 04	Model identification
2021	Year of manufacture
EN 14458:2004	European standard for "Personal eye-equipment - Face shields and visors for use with firefighters and high-performance industrial safety helmets used by firefighters, ambulance and emergency services"
21	Year of manufacture
=	General use
	Eye guard
3-1,2	Scale number
-20° C	Extremes of temperature to which the visor has been tested
K	Resistance to abrasion
N	Resistance to fogging
Ω	Electrical properties
EN 166:2001	European standard for "Personal eye protection"
3-1,2	Scale number
1	Optical class
B	Resistance to medium energy impact
8	Resistance to short circuit electric arc
9	Resistance to molten metals and penetration of hot solids
K	Resistance to abrasion
N	Resistance to fogging
	See manufacturer's information
	Recyclable
PC	Material - Polycarbonate
	Manufacturer's trademark
PAB Akrapović d.o.o.	Name of the manufacturer

INSTRUCTIONS FOR USE AND CARE

ADJUSTING THE HELMET

Loosen the helmet headband by rotating the ratchet knob (6) counter-clockwise. Place the helmet on the head and rotate the ratchet knob (6) clockwise to adjust the size. The headband should be tight around the crown of the head, but still comfortable. To secure the helmet on the head, connect the two ends of the chinstrap (7) and insert one piece of the buckle into the other. The buckle is locked when you hear a click. Adjust the straps under the chin and on the cheeks; pull or loosen the straps to get a firm but comfortable fit. Fix the loose end of the strap with the appropriate plastic rings. To facilitate this step, unfasten the chin strap and remove the helmet from the head.

To remove the helmet from the head, loosen the headband by rotating the ratchet knob (6) anti-clockwise, unfasten the buckle by pressing the red tab (8), and remove the helmet from the head.

USING THE ACCESSORIES

ADJUSTING THE VISOR PAB FIRE COMPACT

The helmet equipped with a face guard PAB FIRE COMPACT meets the requirements of European Professional EN 14458:2004 and is intended to protect the wearer's eyes and face from flying particles, dust, and splashes of liquids.

When not needed, the visor is stored in standby position over the helmet's shell. To move the visor into in-use position, pull it down over the face until you hear a click sound. When the visor is not needed anymore push it back over the shell into stand-by position.

ADJUSTING THE EYE GUARD GOGGLE 04

When not needed, the eye guard is stored in stand-by position under the helmet's shell. To move the eye guard into in-use position pull the tabs on the bottom part of the goggles and adjust their position. To move the goggles back into stand-by position, push them up under the helmet shell.

Eye guards will offer little or no protection to substantial areas of the face. They should only be used where an adequate risk assessment that facial protection is not required. The eye protector is intended to protect the wearer's eyes from flying particles, dust and splashes of liquids.

PAB MP1 PROFESSIONAL



Warning:

Please note that any scratched or damaged lenses should be replaced.

Visors or goggles worn over non-designated corrective frames may transmit impacts which may damage the corrective eyewear thus creating a hazard to the wearer.

The visor and the goggles meet the requirements for electrical properties (brief accidental unintended contact with live low voltage conductors) and provide limited protection. In order to achieve this all-component parts of the visor and helmet assembly shall have the marking for electrical properties.

The stated levels of protection are only provided when the visor and/or goggles are fully in the in-use protective position.

Materials that may come into contact with the wearer's skin could cause allergic reactions in susceptible individuals.

The visor PAB FIRE COMPACT has been tested for resistance to the following liquid chemicals: Sulphuric acid, Sodium hydroxide, p-Xylene, Butan-1-ol, n-Heptane.

The eye guard PAB Goggle 04 is intended for use with firefighting helmet model PAB MP1 PROFESSIONAL. The eye guard can be used against various hazards as encountered in industry or during rescue activities which are likely to damage the eye. The eye guard provides protection against impacts, high-speed particles, short circuit electric arc, molten metals and hot solids.

Using the neck protection (ALU, Nomex, Leather)

If your helmet configuration includes the neck protector (ALU, Nomex, leather), you can attach it using the 3 snap fasteners on the interior of the helmet's shell: first fasten the neck protector on the snap fasteners on both sides of the helmet, then fasten the neck protector on the snap fastener on the rear of the shell.

To remove the neck protector, gently pull it away from the helmet shell starting at the middle and then on both sides of the helmet.

CLEANING AND DISINFECTION

For cleaning, maintenance, or disinfection, use only substances that have no adverse effect on the helmet and are not known to be likely to have any adverse effect upon the wearer when applied in accordance with these instructions and information.

Do not apply hydrocarbon-based cleaning products, solvents, paint, or stickers to the helmet or visors to prevent damage to the materials of the helmet, except in accordance with instructions given from PAB Akrapovič.

SHELL AND PLASTIC COMPONENTS: use soapy water and a soft cloth. Do not use detergents, solvent-based products, or abrasive materials.

FACE GUARD: use soapy water and a soft cloth. Do not use detergents, solvent-based products, or abrasive materials.

EYE GUARD: use soapy water and a soft cloth. Do not use detergents, solvent-based products, or abrasive materials.

CHIN STRAP: use soapy water and a soft cloth.

HEAD PADDING AND HEADBAND PADDING: you can remove these parts for easier cleaning. Wash the head padding in cold water with a mild detergent. Rinse with water and let dry.

Open the Velcro fasteners and clean the headband padding with soapy water and a soft cloth.

PAB MP1 PROFESSIONAL

SERVICING AND MAINTENANCE

After using the helmet, you should perform a detailed inspection of the helmet and check that all its components are in place and properly fixed.

During inspection, pay special attention to the components listed below that are critical for the safety of the product, and replace the product or the component if any of the conditions described below are evident:

- Suspension: check for cut or broken stitches, abrasions on straps, or discoloration;
- Chin strap: check for any missing or broken parts, discoloration, cut or broken stitches, worn out straps, or broken or missing quick-release buckle;
- Shell: check for any cracks or deep scratches, deformations from mechanical impact, or exposure to heat;
- Headband: check if cracked or broken; check that the adjustment system works properly;
- Goggles: check for any cracks, scratches, bubbles, or deformations, or if they do not stay in position.
- Visor: check for any cracks, scratches, bubbles, or deformations, or if it does not stay in position.
- Check all fixing points: all the components must be in place and fixed firmly;
- No evident wear should be visible;
- Check for any visible cracks or fractures; none should be evident;
- Check that the helmet fit is always correct.

Replace any damaged parts only with original PAB parts. Only original PAB parts are permitted for replacement, and only these ensure the performance of the helmet.

If the eye protector needs to be replaced, use a screwdriver to unscrew the two screws that secure the protector (the screws are positioned behind the headband). Remove the damaged eye protector and put the new eye protector in position. Secure it by tightening the two screws behind the headband.

If significant damage (broken parts, deep scratches, torn straps or paddings, missing components, etc.) is identified during a regular check, the helmet should be replaced. The helmet should not be used if it is clearly damaged, if proper servicing or maintenance has not been performed, or if PAB original spare parts have not been used. Inappropriate use, maintenance, or servicing can affect the function of the helmet and can seriously endanger the user's life. The helmet's operability must be checked and verified before each use.



Warning:

Do not drop the helmet. Prevent impacts to the helmet that could damage (scratch or crack) the visor or the goggles.

Check the helmet regularly for cracks on the parts in contact with the skin. Such damage could cause discomfort.

STORAGE AND TRANSPORT

Store the helmet in a closed cabinet to prevent extended exposure to cold, heat, humidity, light, fumes... To extend the lifetime of the helmet to the maximum clean it after each use and before storing.

Before transport put the visor and the goggles in standby position and place the helmet in its PAB protective textile bag.

PAB MP1 PROFESSIONAL

SERVICE LIFE AND DISCARD

PAB helmets and their components (including visors and goggles) are very resistant to ageing, with an expected service life of 10 years, but only if provided that they are used, stored, maintained and serviced properly. Exposure to extreme temperatures, strong impacts, corrosive chemicals, flames or aggressive environments have a significant impact on the shelf life of the product.

Inspect and clean carefully the helmet after each use and replace any damaged parts or products. To ensure a lifetime as long as possible please follow the instructions, information and recommendations stated in this user manual.

When the helmet or its parts become obsolete or irreparably damaged, the helmet and its parts shall be treated as ordinary non-hazardous industrial waste according to local regulations.

WARRANTY

The product warranty period for PAB helmets and optional helmet accessories produced by PAB Akrapović is two (2) years.

PAB Akrapović guarantees that the PAB products delivered will conform to their technical specifications and will be free from defects in materials and workmanship. This warranty does not apply to helmets and optional accessories that are misused, abused, or damaged from installation of accessories not produced by PAB Akrapović, or not used in accordance with the user manual.

The PAB Akrapović product warranty does not cover and does not make any warranty for any defect, failure, deficiency, or error that is:

- Not reported to the producer in a timely manner; or
- Due to misapplication or modification; or
- Due to dirt or exposure to extreme conditions; or
- Due to use, either intentional or otherwise, in an improper manner.

For more information, please contact PAB Akrapović.



EU DECLARATION OF CONFORMITY

1. Personal Protective Equipment (PPE):

Helmet PAB MP1 Professional

2. Name and address of the manufacturer:

PAB Akrapović d.o.o.
Most 26
52420 Buzet
Croatia

3. This declaration of conformity is issued under the sole responsibility of the manufacturer:

PAB Akrapović d.o.o., Most 26, 52420 Buzet, Croatia

4. Object of the declaration:

Helmet model PAB MP1 Professional for wildland firefighting, technical rescue, mountaineers, canoeing and white-water sports, optionally available with visor model PAB Fire Compact and integrated goggles model Goggle 04

5. The object of the declaration described in point 4 is in conformity with the relevant Union harmonisation legislation:

Regulation (EU) 2016/425, Annex II of the European Parliament and of the Council of the European Union of 9 March 2016 on personal protective equipment

6. References to the relevant standards used:

EN 16471:2014
EN 16473:2014
EN 12492:2012
EN 1385:2012
EN 397:2012+A1 (2012) clauses: 5.1.1, 5.1.2, 5.1.3, 5.2.1, 5.2.2, 5.2.3, 5.2.4 and 5.2.5

7. The notified body **CSI S.p.A.**, Viale Lombardia 20/B, 20021, Bollate (MI), Italy, notified body number **0497** performed the Category III EU type-examination (Module B) and issued the EU type-examination certificate DPI/0497/1168.

8. The PPE is subject to the conformity assessment procedure based on internal production control plus supervised product checks at random intervals (Module C2) under surveillance of the notified body **CSI S.p.A.**, notified body number **0497**.

Signed for and on behalf of:

PAB Akrapović d.o.o. in Buzet

Miha Akrapović

General Manager of PAB Akrapović d.o.o.

PAB Akrapović d.o.o.

Most 26, 52420 Buzet, Croatia

T +385 52 662 662 | F +385 52 662 254 | info@pab.hr | www.pab.hr | VAT No. HR36705813625

BANK COORDINATES

Bank: ISTARSKA KREDITNA BANKA d.d. UMAG | SWIFT code: ISKBHR2X | IBAN: HR2623800061146004450





PAB Akrapović



Certified by:
CSI S.p.A.

Viale Lombardia 20/B, 20021
Bollate (MI), Italy
Notified Body No.: 0497

Produced by:

PAB Akrapović

Most 26, HR-52420 Buzet, Croatia
P +385 52 662 662
info@pab.hr | www.pab.hr